

CONTUL DE EXECUTIE A BUGETULUI LOCAL- VENITURI

la data de 31.12.2024

Cod 20

-lei-

Denumirea indicatorilor	Cod indicator	Prevederi bugetare		Drepturi constatate			Incasari realizate	Stingeri pe alte cai decat incasari	Drepturi constatate de incasat
		Initiale	Definitive	Total, din care:	din anii precedenti	din anul curent			
A	B	1	2	3=4+5	4	5	6	7	8=3-6-7
VENITURI -TOTAL(cod 00.02+00.15+00.16+00.17+45.02+4602+4702+4802)	000102	382,743,750	368,352,100	296,340,567	31,697,469	264,643,098	250,404,551	9,839,865	36,096,151
VENITURI PROPRII (cod 00.02-11.02-1 37.02+ 00.15)	4990	150,375,900	160,487,090	178,479,355	18,642,184	159,837,171	157,691,025		20,788,330
I. VENITURI CURENTE (cod 00.03+00.12)	0002	200,669,000	216,853,650	233,680,845	18,563,304	215,117,541	212,987,419		20,693,426
A. VENITURI FISCALE (cod 00.04+06.02+00.09+00.10+00.11)	0003	183,152,100	197,801,390	206,651,829	9,349,883	197,301,946	194,439,439		12,212,390
A1. IMPOZIT PE VENIT, PROFIT SI CASTIGURI DIN CAPITAL (cod 00.05+00.06+00.07)	0004	99,120,000	103,746,940	100,681,601		100,681,601	100,681,601		
A1.2. IMPOZIT PE VENIT, PROFIT SI CASTIGURI DIN CAPITAL DE LA PERSOANE FIZICE(cod 03.02+04.02)	0006	99,120,000	103,746,940	100,681,601		100,681,601	100,681,601		
Impozit pe venit (cod 03.02.17+ 03.02.18)	0302	1,490,000	1,892,000	1,899,351		1,899,351	1,899,351		
Impozitul pe veniturile din transferul proprietatilor imobiliare din patrimoniul personal	030218	1,490,000	1,892,000	1,899,351		1,899,351	1,899,351		
Cote si sume defalcate din impozitul pe venit (cod 04.02.01+04.02.04+04.02.05+04.02.06+04.02.07)	0402	97,630,000	101,854,940	98,782,250		98,782,250	98,782,250		
Cote defalcate din impozitul pe venit	040201	94,630,000	98,844,000	95,771,310		95,771,310	95,771,310		
Sume repartizate din Fondul la dispozitia Consiliului Judetean	040205	3,000,000	3,010,940	3,010,940		3,010,940	3,010,940		
A3. IMPOZITE SI TAXE PE PROPRIETATE (cod 07.02)	0009	23,046,000	25,762,530	35,466,041	6,562,596	28,903,445	25,981,943		9,484,098
Impozite si taxe pe proprietate (07.02.01la 07.02.03+07.02.50)	0702	23,046,000	25,762,530	35,466,041	6,562,596	28,903,445	25,981,943		9,484,098
Impozit si taxa pe cladiri (cod 07.02.01.01+07.02.01.02)	070201	17,138,000	19,187,770	27,549,888	5,198,488	22,351,400	19,325,171		8,224,717
Impozit pe cladiri de la persoane fizice	07020101	5,711,000	6,340,000	7,408,840	970,310	6,438,530	6,442,860		965,980
Impozit si taxa pe cladiri de la persoane juridice	07020102	11,427,000	12,847,770	20,141,048	4,228,178	15,912,870	12,882,311		7,258,737
Impozit si taxa pe teren (cod 07.02.02.01 la 07.02.02.03)	070202	4,587,000	5,245,760	6,193,754	850,978	5,342,776	5,336,373		857,381

A	B	1	2	3=4+5	4	5	6	7	8=3-6-7
Impozit pe terenuri de la persoane fizice	07020201	2.286,000	2.577,000	3.097,769	444,719	2.653,050	2.622,864		474,905
Impozit si taxa pe teren de la persoane juridice	07020202	1.983,000	2.340,760	2.659,513	321,421	2.338,092	2.366,075		293,438
Impozitul pe terenul extravilan*)+Restante ani anteriori din impozitul pe terenul agricol-	07020203	318,000	328,000	436,472	84,838	351,634	347,434		89,038
Taxe judiciare de timbru si alte taxe de timbru	070203	1.321,000	1.329,000	1.722,399	513,130	1.209,269	1.320,399		402,000
A4.IMPOZITE SI TAXE PE BUNURI SI SERVICII (cod 11.02+12.02+15.02+16.02)	0010	60,768,100	68,012,920	70,165,412	2,730,900	67,434,512	67,492,936		2,672,476
Sume defalcate din TVA (cod 11.02.01+11.02.02+11.02.05+11.02.06+11.02.09)	1102	50,293,100	56,214,920	55,148,276		55,148,276	55,148,276		
Sume defalcate din taxa pe valoarea adaugata pentru finantarea cheltuielilor descentralizate la nivelul comunelor, oraselor, municipiilor, sectoarelor si Municipiului Bucuresti	110202	37,361,100	41,809,200	40,744,903		40,744,903	40,744,903		
Sume defalcate din taxa pe valoarea adaugata pentru echilibrarea bugetelor locale	110206	11,474,000	12,961,720	12,961,720		12,961,720	12,961,720		
Sume defalcate din taxa pe valoare adaugata pentru finantarea invatamantului particular sau confesional acreditat	110209	1,458,000	1,444,000	1,441,653		1,441,653	1,441,653		
Alte impozite si taxe generale pe bunuri si servicii (cod 12.02.07)	1202			55,011	55,011				55,011
Taxe hoteliere	120207			55,011	55,011				55,011
Taxe pe servicii specifice (cod 15.02.01+15.02.50)	1502	24,000	27,000	34,715	4,099	30,616	30,518		4,197
Impozit pe spectacole	150201	24,000	27,000	34,715	4,099	30,616	30,518		4,197
Taxe pe utilizarea bunurilor, autorizarea utilizarii bunurilor sau pe desfasurarea de activitati (cod 16.02.02+16.02.03+16.02.50)	1602	10,451,000	11,771,000	14,927,410	2,671,790	12,255,620	12,314,142		2,613,268
Impozit pe mijloacele de transport (cod 16.02.02.01+16.02.02.02)	160202	7,903,000	8,844,000	11,771,453	2,671,790	9,099,663	9,181,285		2,590,168
Impozit pe mijloacele de transport detinute de persoane fizice	16020201	5,592,000	6,286,000	8,431,507	1,866,465	6,565,042	6,525,808		1,905,699
Impozit pe mijloacele de transport detinute de persoane juridice	16020202	2,311,000	2,558,000	3,339,946	805,325	2,534,621	2,655,477		684,469
Taxe si tarife pentru eliberarea de licente si autorizatii de functionare	160203	52,000	57,000	54,620		54,620	54,620		
Alte taxe pe utilizarea bunurilor, autorizarea utilizarii bunurilor sau pe desfasurarea de activitati	160250	2,496,000	2,870,000	3,101,337		3,101,337	3,078,237		23,100
A6. ALTE IMPOZITE SI TAXE FISCALE (cod 18.02)	0011	218,000	279,000	338,775	56,387	282,388	282,959		55,816
Alte impozite si taxe fiscale (cod 18.02.50)	1802	218,000	279,000	338,775	56,387	282,388	282,959		55,816
Alte impozite si taxe	180250	218,000	279,000	338,775	56,387	282,388	282,959		55,816
C. VENITURI NEFISCALE (cod 00.13+00.14)	0012	17,516,900	19,052,260	27,029,016	9,213,421	17,815,595	18,547,980		8,481,036

A	B	1	2	3=4+5	4	5	6	7	8=3-6-7
C1. VENITURI DIN PROPRIETATE (cod 30.02+31.02)	0013	10,521,900	11,877,620	12,629,749	535,923	12,093,826	11,985,279		644,470
Venituri din proprietate (cod 30.02.01+30.02.05+30.02.08+30.02.50)	3002	10,521,900	11,877,620	12,629,749	535,923	12,093,826	11,985,279		644,470
Venituri din concesiuni si inchirieri (cod 30.02.05.01+30.02.05.05+30.02.05.06+30.02.05.30)	300205	9,757,900	10,382,930	11,135,064	535,923	10,599,141	10,490,594		644,470
Redevente miniere	30020501			42		42	42		
Alte venituri din concesiuni si inchirieri de catre institutiile publice	30020530	9,757,900	10,382,930	11,135,022	535,923	10,599,099	10,490,552		644,470
Venituri din dividende (cod 30.02.08.02+30.02.08.03)	300208	764,000	1,494,690	1,494,685		1,494,685	1,494,685		
Venituri din dividende de la alti platitori	30020802	764,000	1,494,690	1,494,685		1,494,685	1,494,685		
C2. VANZARI DE BUNURI SI SERVICII (cod 33.02+34.02+35.02+36.02+37.02)	0014	6,995,000	7,174,640	14,399,267	8,677,498	5,721,769	6,562,701		7,836,566
Venituri din prestari de servicii si alte activitati (cod 33.02.08+33.02.10+33.02.12+33.02.24+33.02.27+33.02.28+33.02.33+33.02.50)	3302	2,533,000	2,533,000	2,232,319	143,132	2,089,187	2,095,106		137,213
Venituri din prestari de servicii	330208	713,000	713,000	695,866	9,576	686,290	692,317		3,549
Contributia parintilor sau sustinatorilor legali pentru intretinerea copiilor in crese	330210	259,000	259,000	296,565		296,565	296,565		
Contributia persoanelor beneficiare ale cantinelor de ajutor social	330212	39,000	39,000	41,243		41,243	41,243		
Venituri din recuperarea cheltuielilor de judecata, imputatii si despagubiri	330228	9,000	9,000	141,478	133,556	7,922	7,814		133,664
Alte venituri din prestari de servicii si alte activitati	330250	1,513,000	1,513,000	1,057,167		1,057,167	1,057,167		
Venituri din taxe administrative, eliberari permise (cod 34.02.02+34.02.50)	3402	79,000	79,000	78,433		78,433	78,433		
Taxe extrajudiciare de timbru	340202	2,000	2,000						
Alte venituri din taxe administrative, eliberari permise	340250	77,000	77,000	78,433		78,433	78,433		
Amenzi, penalitati si confiscari (cod 35.02.01 la 35.02.03+35.02.50)	3502	3,069,000	3,069,000	10,528,978	7,571,878	2,957,100	3,148,586		7,380,392
Venituri din amenzi si alte sanctiuni aplicate potrivit dispozitiilor legale (cod 35.02.01.02)	350201	3,069,000	3,069,000	10,528,978	7,571,878	2,957,100	3,148,586		7,380,392
Venituri din amenzi si alte sanctiuni aplicate de catre alte institutii de specialitate	35020102	3,069,000	3,069,000	10,528,978	7,571,878	2,957,100	3,148,586		7,380,392
Diverse venituri (cod 36.02.01+36.02.05+36.02.06+36.02.07+36.02.11+36.02.14+36.02.22+36.02.23+36.02.31+36.02.32+36.02.47+36.02.50)	3602	1,314,000	1,334,000	1,399,899	962,488	437,411	1,080,938		318,961
Taxe speciale	360206	1,268,000	1,268,000	1,279,785	962,488	317,297	961,295		318,490

A	B	1	2	3=4+5	4	5	6	7	8=3-6-7
Alte venituri	360250	46,000	66,000	120,114		120,114	119,643		471
Transferuri voluntare, altele decat subventiile (cod 37.02.01+37.02.03 la 37.02.05+37.02.50)	3702		159,640	159,638		159,638	159,638		
Donatii si sponsorizari	370201		159,640	159,638		159,638	159,638		
Varsaminte din sectiunea de functionare pentru finantarea sectiunii de dezvoltare a bugetului local (cu semnul minus)	370203	-23,920,000	-23,253,280	-21,780,000		-21,780,000	-21,780,000		
Varsaminte din sectiunea de functionare	370204	23,920,000	23,253,280	21,780,000		21,780,000	21,780,000		
II. VENITURI DIN CAPITAL (cod 39.02)	0015		8,000	106,424	78,880	27,544	11,520		94,904
Venituri din valorificarea unor bunuri (cod 39.02.01+39.02.03+39.02.04+ 39.02.07+39.02.10)	3902		8,000	106,424	78,880	27,544	11,520		94,904
Venituri din valorificarea unor bunuri ale institutiilor publice	390201		2,000	98,921	78,864	20,057	4,017		94,904
Venituri din vanzarea locuintelor construite din fondurile statului	390203			20	16	4	20		
Venituri din vanzarea unor bunuri apartinand domeniului privat al statului sau al unitatilor administrativ-teritoriale	390207		6,000	7,483		7,483	7,483		
IV. SUBVENTII (cod 00.18)	0017	181,774,750	143,120,450	39,423,603	1,899,580	37,524,023	27,360,407		12,063,196
SUBVENTII DE LA ALTE NIVELE ALE ADMINISTRATIEI PUBLICE (cod 42.02+43.02)	0018	181,774,750	143,120,450	39,423,603	1,899,580	37,524,023	27,360,407		12,063,196
Subventii de la bugetul de stat (cod 42.02.01+42.02.05+42.02.10+42.02.12+42.02.13+42.02.14+ 42.02.15+ 42.02.16+42.02.18+42.02.20+42.02.21+42.02.28+ 42.02.29+ 42.02.32+42.02.33+42.02.34+ 42.02.35+ 42.02.40 la 42.02.42+ 42.02.45+ 42.02.51+42.02.52+42.02.54+ 42.02.55+ 42.02.62+ 42.02.65 la 42.02.67+42.02.69+ 42.02.73+42.02.79+42.02.80+ 42.02.81+42.02.82+ 42.02.84 la 42.02.97)	4202	172,389,980	110,260,080	32,443,215	1,899,580	30,543,635	22,291,585		10,151,630
Subventii pentru acordarea ajutorului pentru incalzirea locuintei cu lemne, carbuni, combustibili petrolieri	420234		221,560	221,560		221,560	221,560		
Subventii din bugetul de stat pentru finantarea sanatatii	420241	245,000	98,000	94,227		94,227	94,227		
Sume primite de administratiile locale in cadrul programelor FEGA implementate de APIA	420242		486,210	486,206		486,206	486,206		
Subventii pentru finantarea locuintelor sociale	420255	2,527,080	2,824,580	2,742,367		2,742,367	2,742,367		
Subventii din bugetul de stat alocate conform contractelor incheiate cu directiile de sanatate publica	420266	3,122,000	3,269,000	3,335,286		3,335,286	3,335,286		
Subventii de la bugetul de stat catre bugetele locale necesare sustinerii derularii proiectelor finantate din fonduri externe nerambursabile (FEN) postaderare, aferente perioadei de	420269		2,231,600	3,294,643	1,706,266	1,588,377	2,795,537		499,106

A	B	1	2	3=4+5	4	5	6	7	8=3-6-7
programare 2014 - 2020									
Subventii de la bugetul de stat catre bugetele locale pentru Programul national de investitii „Anghel Saligny”	420287	41,611,020	4,402,150	2,853,769	101,104	2,752,665	102,149		2,751,620
Alocari de sume din PNRR aferente asistentei financiare nerambursabile (cod 42.02.88.01 la 42.02.88.04)	420288	26,343,520	29,490,230	11,652,464		11,652,464	11,652,464		
Fonduri europene nerambursabile	42028801	22,138,000	24,644,110	9,798,988		9,798,988	9,798,988		
Sume aferente TVA	42028803	4,205,520	4,846,120	1,853,476		1,853,476	1,853,476		
Alocari de sume din PNRR aferente componentei împrumuturi (cod 42.02.89.01 la 42.02.89.03)	420289	98,541,360	67,236,750	7,762,693	92,210	7,670,483	861,789		6,900,904
Fonduri din împrumut rambursabil	42028901	82,810,000	56,484,080	6,550,944	84,677	6,466,267	751,865		5,799,079
Sume aferente TVA	42028903	15,731,360	10,752,670	1,211,749	7,533	1,204,216	109,924		1,101,825
Subventii de la alte administratii (cod. 43.02.01+43.02.04+43.02.07+43.02.08+43.02.20+43.02.21+43.02.23 +43.02.24 + 43.02.28 la 43.02.31+43.02.34 la 43.02.51)	4302	9,384,770	32,860,370	6,980,388		6,980,388	5,068,822		1,911,566
Sume alocate din sumele obtinute în urma scoaterii la licitatie a certificatelor de emisii de gaze cu efect de ser? pentru finantarea proiectelor de investitii	430244	9,384,770	4,999,970						
Sume alocate din PNRR aferente componentei împrumuturi (cod 43.02.48.01 la 43.02.48.03)	430248		2,050,930	1,599,580		1,599,580	133,278		1,466,302
Fonduri din împrumut rambursabil	43024801		1,741,290	1,344,258		1,344,258	112,071		1,232,187
Sume aferente TVA	43024803		309,640	255,322		255,322	21,207		234,115
Sume alocate din PNRR aferente asistentei financiare nerambursabile (cod 43.02.49.01 la 43.02.49.03)	430249		25,809,470	5,380,808		5,380,808	4,935,544		445,264
Fonduri europene nerambursabile	43024901		21,752,360	4,531,148		4,531,148	4,147,516		383,632
Sume aferente TVA	43024903		4,057,110	849,660		849,660	788,028		61,632
Sume primite de la UE/alti donatori în contul platilor efectuate si prefinantari (cod 45.02.01 la 45.02.05+45.02.07+45.02.08+45.02.15 la 45.02.21+45.02.48 la 45.02.72)	4502	300,000	501,550	201,542		201,542	201,542		
Fondul European de Dezvoltare Regionala (FEDR), aferent cadrului financiar 2021-2027 (cod 45.02.48.01 la 45.02.48.03)	450248	300,000	300,000						
Sume primite în contul platilor efectuate în anul curent	45024801	300,000	300,000						
Fondul Social European Plus (FSE+), aferent cadrului financiar 2021 - 2027 (cod 45.02.49.01 la 45.02.49.03)	450249		201,550	201,542		201,542	201,542		

A	B	1	2	3=4+5	4	5	6	7	8=3-6-7
Prefinantare	45024903		201,550	201,542		201,542	201,542		
Sume primite de la UE/alti donatori în contul platilor efectuate si prefinantari aferente cadrului financiar 2014-2020 (cod 48.02.01 la 48.02.05+48.02.11+48.02.12+48.02.15+48.02.19)	4802		7,868,450	22,928,153	11,155,705	11,772,448	9,843,663	9,839,865	3,244,625
Fondul European de Dezvoltare Regionala (FEDR) (cod 48.02.01.01 la 48.02.01.03)	480201		7,868,450	22,928,153	11,155,705	11,772,448	9,843,663	9,839,865	3,244,625
Sume primite în contul platilor efectuate în anul curent	48020101			9,877,778	9,877,778			9,839,865	37,913
Sume primite în contul platilor efectuate în anii anteriori	48020102		7,868,450	13,050,375	1,277,927	11,772,448	9,843,663		3,206,712
VENITURILE SECTIUNII DE FUNCTIONARE (cod 00.02+00.16+00.17+4702)-TOTAL	000102	180,116,000	197,675,140	216,038,124	18,563,304	197,474,820	195,344,698		20,693,426
VENITURI PROPRII (00.02-11.02-37.02)	4990	150,375,900	160,479,090	178,372,931	18,563,304	159,809,627	157,679,505		20,693,426
I. VENITURI CURENTE (cod 00.03+00.12)	0002	176,749,000	193,600,370	211,900,845	18,563,304	193,337,541	191,207,419		20,693,426
A. VENITURI FISCALE (cod 00.04+06.02+00.09+00.10+00.11)	0003	183,152,100	197,801,390	206,651,829	9,349,883	197,301,946	194,439,439		12,212,390
A1. IMPOZIT PE VENIT, PROFIT SI CASTIGURI DIN CAPITAL (cod 00.05+00.06+00.07)	0004	99,120,000	103,746,940	100,681,601		100,681,601	100,681,601		
A1.2. IMPOZIT PE VENIT, PROFIT SI CASTIGURI DIN CAPITAL DE LA PERSOANE FIZICE(cod 03.02+04.02)	0006	99,120,000	103,746,940	100,681,601		100,681,601	100,681,601		
Impozit pe venit (cod 03.02.17+ 03.02.18)	0302	1,490,000	1,892,000	1,899,351		1,899,351	1,899,351		
Impozitul pe veniturile din transferul proprietatilor imobiliare din patrimoniul personal	030218	1,490,000	1,892,000	1,899,351		1,899,351	1,899,351		
Cote si sume defalcate din impozitul pe venit (cod 04.02.01+04.02.04)	0402	97,630,000	101,854,940	98,782,250		98,782,250	98,782,250		
Cote defalcate din impozitul pe venit	040201	94,630,000	98,844,000	95,771,310		95,771,310	95,771,310		
Sume repartizate din Fondul la dispozitia Consiliului Judetean	040205	3,000,000	3,010,940	3,010,940		3,010,940	3,010,940		
A3. IMPOZITE SI TAXE PE PROPRIETATE (cod 07.02)	0009	23,046,000	25,762,530	35,466,041	6,562,596	28,903,445	25,981,943		9,484,098
Impozite si taxe pe proprietate (cod 07.02.01 la 07.02.03+07.02.50)	0702	23,046,000	25,762,530	35,466,041	6,562,596	28,903,445	25,981,943		9,484,098
Impozit si taxa pe cladiri (cod 07.02.01.01+07.02.01.02)	070201	17,138,000	19,187,770	27,549,888	5,198,488	22,351,400	19,325,171		8,224,717
Impozit pe cladiri de la persoane fizice	07020101	5,711,000	6,340,000	7,408,840	970,310	6,438,530	6,442,860		965,980
Impozit si taxa pe cladiri de la persoane juridice	07020102	11,427,000	12,847,770	20,141,048	4,228,178	15,912,870	12,882,311		7,258,737
Impozit si taxa pe teren (cod 07.02.02.01 la 07.02.02.03)	070202	4,587,000	5,245,760	6,193,754	850,978	5,342,776	5,336,373		857,381
Impozit pe terenuri de la persoane fizice	07020201	2,286,000	2,577,000	3,097,769	444,719	2,653,050	2,622,864		474,905
Impozit si taxa pe teren de la persoane juridice	07020202	1,983,000	2,340,760	2,659,513	321,421	2,338,092	2,366,075		293,438
Impozitul pe terenul extravilan*)+Restante anii anteriori din impozitul pe terenul agricol-	07020203	318,000	328,000	436,472	84,838	351,634	347,434		89,038

A	B	1	2	3=4+5	4	5	6	7	8=3-6-7
Taxe judiciare de timbru si alte taxe de timbru	070203	1,321,000	1,329,000	1,722,399	513,130	1,209,269	1,320,399		402,000
A4. IMPOZITE SI TAXE PE BUNURI SI SERVICII (cod 11.02+12.02+15.02+16.02)	0010	60,768,100	68,012,920	70,165,412	2,730,900	67,434,512	67,492,936		2,672,476
Sume defalcate din TVA (cod 11.02.01+11.02.02+11.02.05+11.02.06+11.02.09)	1102	50,293,100	56,214,920	55,148,276		55,148,276	55,148,276		
Sume defalcate din taxa pe valoarea adaugata pentru finantarea cheltuielilor descentralizate la nivelul comunelor, oraselor, municipiilor, sectoarelor si Municipiului Bucuresti	110202	37,361,100	41,809,200	40,744,903		40,744,903	40,744,903		
Sume defalcate din taxa pe valoarea adaugata pentru echilibrarea bugetelor locale	110206	11,474,000	12,961,720	12,961,720		12,961,720	12,961,720		
Sume defalcate din taxa pe valoare adaugata pentru finantarea invatamantului particular sau confesional acreditat	110209	1,458,000	1,444,000	1,441,653		1,441,653	1,441,653		
Alte impozite si taxe generale pe bunuri si servicii (cod 12.02.07 + 12.02.18)	1202			55,011	55,011				55,011
Taxe hoteliere	120207			55,011	55,011				55,011
Taxe pe servicii specifice (cod 15.02.01+15.02.50)	1502	24,000	27,000	34,715	4,099	30,616	30,518		4,197
Impozit pe spectacole	150201	24,000	27,000	34,715	4,099	30,616	30,518		4,197
Taxe pe utilizarea bunurilor, autorizarea utilizarii bunurilor sau pe desfasurarea de activitati (cod 16.02.02+16.02.03+16.02.50)	1602	10,451,000	11,771,000	14,927,410	2,671,790	12,255,620	12,314,142		2,613,268
Impozit pe mijloacele de transport (cod 16.02.02.01+16.02.02.02)	160202	7,903,000	8,844,000	11,771,453	2,671,790	9,099,663	9,181,285		2,590,168
Impozit pe mijloacele de transport detinute de persoane fizice	16020201	5,592,000	6,286,000	8,431,507	1,866,465	6,565,042	6,525,808		1,905,699
Impozit pe mijloacele de transport detinute de persoane juridice	16020202	2,311,000	2,558,000	3,339,946	805,325	2,534,621	2,655,477		684,469
Taxe si tarife pentru eliberarea de licente si autorizatii de functionare	160203	52,000	57,000	54,620		54,620	54,620		
Alte taxe pe utilizarea bunurilor, autorizarea utilizarii bunurilor sau pe desfasurarea de activitati	160250	2,496,000	2,870,000	3,101,337		3,101,337	3,078,237		23,100
A6. ALTE IMPOZITE SI TAXE FISCALE (cod 18.02)	0011	218,000	279,000	338,775	56,387	282,388	282,959		55,816
Alte impozite si taxe fiscale (cod 18.02.50)	1802	218,000	279,000	338,775	56,387	282,388	282,959		55,816
Alte impozite si taxe	180250	218,000	279,000	338,775	56,387	282,388	282,959		55,816
C. VENITURI NEFISCALE (cod 00.13+00.14)	0012	-6,403,100	-4,201,020	5,249,016	9,213,421	-3,964,405	-3,232,020		8,481,036
C1. VENITURI DIN PROPRIETATE (cod 30.02+31.02)	0013	10,521,900	11,877,620	12,629,749	535,923	12,093,826	11,985,279		644,470
Venituri din proprietate (cod 30.02.01+30.02.05+30.02.08+30.02.50)	3002	10,521,900	11,877,620	12,629,749	535,923	12,093,826	11,985,279		644,470
Venituri din concesiuni si inchirieri (cod 300205)	300205	9,757,900	10,382,930	11,135,064	535,923	10,599,141	10,490,594		644,470

A	B	1	2	3=4+5	4	5	6	7	8=3-6-7
30.02.05.01+30.02.05.05+30.02.05.06+30.02.05.30)									
Redevente miniere	30020501			42		42	42		
Alte venituri din concesiuni si închirieri de catre institutiile publice	30020530	9,757,900	10,382,930	11,135,022	535,923	10,599,099	10,490,552		644,470
Venituri din dividende (cod 30.02.08.02+30.02.08.03)	300208	764,000	1,494,690	1,494,685		1,494,685	1,494,685		
Venituri din dividende de la alti platitori	30020802	764,000	1,494,690	1,494,685		1,494,685	1,494,685		
2. VANZARI DE BUNURI SI SERVICII (cod 33.02+34.02+35.02+36.02+37.02)	0014	-16,925,000	-16,078,640	-7,380,733	8,677,498	-16,058,231	-15,217,299		7,836,566
Venituri din prestari de servicii si alte activitati (cod 33.02.08+33.02.10+33.02.12+33.02.24+33.02.27+33.02.28+33.02.33+33.02.50)	3302	2,533,000	2,533,000	2,232,319	143,132	2,089,187	2,095,106		137,213
Venituri din prestari de servicii	330208	713,000	713,000	695,866	9,576	686,290	692,317		3,549
Contributia parintilor sau sustinatorilor legali pentru intretinerea copiilor in crese	330210	259,000	259,000	296,565		296,565	296,565		
Contributia persoanelor beneficiare ale cantinelor de ajutor social	330212	39,000	39,000	41,243		41,243	41,243		
Venituri din recuperarea cheltuielilor de judecata, imputatii si despagubiri	330228	9,000	9,000	141,478	133,556	7,922	7,814		133,664
Alte venituri din prestari de servicii si alte activitati	330250	1,513,000	1,513,000	1,057,167		1,057,167	1,057,167		
Venituri din taxe administrative, eliberari permise (cod 34.02.02+34.02.50)	3402	79,000	79,000	78,433		78,433	78,433		
Taxe extrajudiciare de timbru	340202	2,000	2,000						
Alte venituri din taxe administrative, eliberari permise	340250	77,000	77,000	78,433		78,433	78,433		
Amenzi, penalitati si confiscari (cod 35.02.01 la 35.02.03+35.02.50)	3502	3,069,000	3,069,000	10,528,978	7,571,878	2,957,100	3,148,586		7,380,392
Venituri din amenzi si alte sanctiuni aplicate potrivit dispozitiilor legale (cod 35.02.01.02)	350201	3,069,000	3,069,000	10,528,978	7,571,878	2,957,100	3,148,586		7,380,392
Venituri din amenzi si alte sanctiuni aplicate de catre alte institutii de specialitate	35020102	3,069,000	3,069,000	10,528,978	7,571,878	2,957,100	3,148,586		7,380,392
Diverse venituri (cod 36.02.01+36.02.05+36.02.06+36.02.11+36.02.14+36.02.32+36.02.50)	3602	1,314,000	1,334,000	1,399,899	962,488	437,411	1,080,938		318,961
Taxe speciale	360206	1,268,000	1,268,000	1,279,785	962,488	317,297	961,295		318,490
Alte venituri	360250	46,000	66,000	120,114		120,114	119,643		471
Transferuri voluntare, altele decat subventiile (cod 37.02.01+37.02.03+37.02.50)	3702	-23,920,000	-23,093,640	-21,620,362		-21,620,362	-21,620,362		
Donatii si sponsorizari	370201		159,640	159,638		159,638	159,638		

A	B	1	2	3=4+5	4	5	6	7	8=3-6-7
Varsaminte din sectiunea de functionare pentru finantarea sectiunii de dezvoltare a bugetului local (cu semnul minus)	370203	-23,920,000	-23,253,280	-21,780,000		-21,780,000	-21,780,000		
IV. SUBVENTII (cod 00.18)	0017	3,367,000	4,074,770	4,137,279		4,137,279	4,137,279		
SUBVENTII DE LA ALTE NIVELE ALE ADMINISTRATIEI PUBLICE (cod 42.02+43.02)	0018	3,367,000	4,074,770	4,137,279		4,137,279	4,137,279		
Subventii de la bugetul de stat (cod 42.02.21+42.02.28+42.02.32 la 42.02.36+ 42.02.41+ 42.02.42+42.02.44+42.02.45+ 42.02.51+ 42.02.54+42.02.66 la 42.02.97)	4202	3,367,000	4,074,770	4,137,279		4,137,279	4,137,279		
Subventii pentru acordarea ajutorului pentru incalzirea locuintei cu lemne, carbuni, combustibili petrolieri	420234		221,560	221,560		221,560	221,560		
Subventii din bugetul de stat pentru finantarea sanatatii	420241	245,000	98,000	94,227		94,227	94,227		
Sume primite de administratiile locale in cadrul programelor FEGA implementate de APIA	420242		486,210	486,206		486,206	486,206		
Subventii din bugetul de stat alocate conform contractelor incheiate cu directiile de sanatate publica	420266	3,122,000	3,269,000	3,335,286		3,335,286	3,335,286		
VENITURILE SECTIUNII DE DEZVOLTARE (00.02+00.15+00.16+00.17+45.02+46.02+48.02) - TOTAL	000102	202,627,750	170,676,960	80,302,443	13,134,165	67,168,278	55,059,853	9,839,865	15,402,725
VENITURI PROPRII (cod 00.02-11.02-37.02+00.15)	4990		8,000	106,424	78,880	27,544	11,520		94,904
I. VENITURI CURENTE (cod 00.03+00.12)	0002	23,920,000	23,253,280	21,780,000		21,780,000	21,780,000		
C. VENITURI NEFISCALE (cod 00.14)	0012	23,920,000	23,253,280	21,780,000		21,780,000	21,780,000		
C2. VANZARI DE BUNURI SI SERVICII (cod 36.02+37.02)	0014	23,920,000	23,253,280	21,780,000		21,780,000	21,780,000		
Transferuri voluntare, altele decat subventiile (cod 37.02.04+37.02.05)	3702	23,920,000	23,253,280	21,780,000		21,780,000	21,780,000		
Varsaminte din sectiunea de functionare	370204	23,920,000	23,253,280	21,780,000		21,780,000	21,780,000		
II. VENITURI DIN CAPITAL (cod 39.02)	0015		8,000	106,424	78,880	27,544	11,520		94,904
Venituri din valorificarea unor bunuri (cod 39.02.01+39.02.03+39.02.04+39.02.07+39.02.10)	3902		8,000	106,424	78,880	27,544	11,520		94,904
Venituri din valorificarea unor bunuri ale institutiilor publice	390201		2,000	98,921	78,864	20,057	4,017		94,904
Venituri din vanzarea locuintelor construite din fondurile statului	390203			20	16	4	20		
Venituri din vanzarea unor bunuri apartinand domeniului privat al statului sau al unitatilor administrativ-teritoriale	390207		6,000	7,483		7,483	7,483		
IV. SUBVENTII (cod 00.18)	0017	178,407,750	139,045,680	35,286,324	1,899,580	33,386,744	23,223,128		12,063,196
SUBVENTII DE LA ALTE NIVELE ALE ADMINISTRATIEI PUBLICE (cod 42.02+43.02)	0018	178,407,750	139,045,680	35,286,324	1,899,580	33,386,744	23,223,128		12,063,196
Subventii de la bugetul de stat (cod 42.02.01+42.02.05+42.02.10+42.02.12+42.02.13+ 42.02.14+	4202	169,022,980	106,185,310	28,305,936	1,899,580	26,406,356	18,154,306		10,151,630

308

A	B	1	2	3=4+5	4	5	6	7	8=3-6-7
42.02.15+ 42.02.16+ 42.02.18+42.02.20+42.02.29+42.02.33+42.02.40+ 42.02.51+42.02.52+42.02.55+ 42.02.62+42.02.65+ 42.02.67+ 42.02.69+42.02.79+42.02.84 +42.02.85+ 42.02.87 la 42.02.92)									
Subventii pentru finantarea locuintelor sociale	420255	2,527,080	2,824,580	2,742,367		2,742,367	2,742,367		
Subventii de la bugetul de stat catre bugetele locale necesare sustinerii derularii proiectelor finantate din fonduri externe nerambursabile (FEN) postaderare, aferente perioadei de programare 2014 - 2020	420269		2,231,600	3,294,643	1,706,266	1,588,377	2,795,537		499,106
Subventii de la bugetul de stat catre bugetele locale pentru Programul national de investitii „Anghel Saligny”	420287	41,611,020	4,402,150	2,853,769	101,104	2,752,665	102,149		2,751,620
Alocari de sume din PNRR aferente asistentei financiare nerambursabile (cod 42.02.88.01 la 42.02.88.04)	420288	26,343,520	29,490,230	11,652,464		11,652,464	11,652,464		
Fonduri europene nerambursabile	42028801	22,138,000	24,644,110	9,798,988		9,798,988	9,798,988		
Sume aferente TVA	42028803	4,205,520	4,846,120	1,853,476		1,853,476	1,853,476		
Alocari de sume din PNRR aferente componentei împrumuturi (cod 42.02.89.01 la 42.02.89.03)	420289	98,541,360	67,236,750	7,762,693	92,210	7,670,483	861,789		6,900,904
Fonduri din împrumut rambursabil	42028901	82,810,000	56,484,080	6,550,944	84,677	6,466,267	751,865		5,799,079
Sume aferente TVA	42028903	15,731,360	10,752,670	1,211,749	7,533	1,204,216	109,924		1,101,825
Subventii de la alte administratii (cod 43.02.31+43.02.39+43.02.44+43.02.47+43.02.48+43.02.49+4 3.02.50)	4302	9,384,770	32,860,370	6,980,388		6,980,388	5,068,822		1,911,566
Sume alocate din sumele obtinute în urma scoaterii la licitatie certificatelor de emisii de gaze cu efect de ser? pentru finan?area proiectelor de investi?ii	430244	9,384,770	4,999,970						
Sume alocate din PNRR aferente componentei împrumuturi (cod 43.02.48.01 la 43.02.48.03)	430248		2,050,930	1,599,580		1,599,580	133,278		1,466,302
Fonduri din împrumut rambursabil	43024801		1,741,290	1,344,258		1,344,258	112,071		1,232,187
Sume aferente TVA	43024803		309,640	255,322		255,322	21,207		234,115
Sume alocate din PNRR aferente asistentei financiare nerambursabile (cod 43.02.49.01 la 43.02.49.03)	430249		25,809,470	5,380,808		5,380,808	4,935,544		445,264
Fonduri europene nerambursabile	43024901		21,752,360	4,531,148		4,531,148	4,147,516		383,632
Sume aferente TVA	43024903		4,057,110	849,660		849,660	788,028		61,632
Sume primite de la UE/alti donatori in contul platilor efectuate si prefinantari (cod 45.02.01 la	4502	300,000	501,550	201,542		201,542	201,542		

397

A	B	1	2	3=4+5	4	5	6	7	8=3-6-7
45.02.05+45.02.07+45.02.08+45.02.15 la 45.02.21+45.02.48 la 45.02.72)									
Fondul European de Dezvoltare Regionala (FEDR), aferent cadrului financiar 2021-2027 (cod 45.02.48.01 la 45.02.48.03)	450248	300,000	300,000						
Sume primite în contul platilor efectuate în anul curent	45024801	300,000	300,000						
Fondul Social European Plus (FSE+), aferent cadrului financiar 2021 - 2027 (cod 45.02.49.01 la 45.02.49.03)	450249		201,550	201,542		201,542	201,542		
Prefinantare	45024903		201,550	201,542		201,542	201,542		
Sume primite de la UE/alti donatori în contul platilor efectuate si prefinantari aferente cadrului financiar 2014-2020 (cod 48.02.01 la 48.02.05+48.02.11+48.02.12+48.02.15+48.02.19)	4802		7,868,450	22,928,153	11,155,705	11,772,448	9,843,663	9,839,865	3,244,625
Fondul European de Dezvoltare Regionala (FEDR) (cod 48.02.01.01 la 48.02.01.03)	480201		7,868,450	22,928,153	11,155,705	11,772,448	9,843,663	9,839,865	3,244,625
Sume primite în contul platilor efectuate în anul curent	48020101			9,877,778	9,877,778			9,839,865	37,913
Sume primite în contul platilor efectuate în anii anteriori	48020102		7,868,450	13,050,375	1,277,927	11,772,448	9,843,663		3,206,712

Conducatorul institutiei



Conducatorul compartimentului financiar-contabil

[Handwritten signature]

306

Anexa 13

CONTUL DE EXECUTIE A BUGETULUI LOCAL- CHELTUIELI

la data de 31.12.2024

Cod 21

-lei-

Denumirea indicatorilor *)	Cod indicator	Credite de angajament		Credite bugetare		Angajamente bugetare	Angajamente legale	Plati efectuate	Angajamente legale de platit	Cheltuieli efective
		Initiale	Definitive	Initiale	Definitive					
A	B	1	2	3	4	5	6	7	8=6-7	9
TOTAL CHELTUIELI (cod 50.02+59.02+63.02+70.02+74.02+79.02)	4902	208,699,000	176,200,390	389,307,000	374,915,350	250,361,632	250,361,632	250,361,632		322,872,674
Partea I-a SERVICII PUBLICE GENERALE (cod 51.02+54.02+55.02+56.02)	5002	4,313,410	4,313,410	49,908,410	43,157,850	41,365,314	41,365,314	41,365,314		49,687,773
Autoritati publice si actiuni externe (cod 51.02.01)	5102	3,429,600	3,429,600	35,971,600	30,729,540	29,874,485	29,874,485	29,874,485		38,221,450
Autoritati executive si legislative (cod 51.02.01.03)	510201	3,429,600	3,429,600	35,971,600	30,729,540	29,874,485	29,874,485	29,874,485		38,221,450
Autoritati executive	51020103	3,429,600	3,429,600	35,971,600	30,729,540	29,874,485	29,874,485	29,874,485		38,221,450
Alte servicii publice generale (cod 54.02.05 la 54.02.07+54.02.10+54.02.50)	5402	883,810	883,810	4,785,810	4,551,370	3,647,564	3,647,564	3,647,564		3,624,388
Fond de rezerva bugetara la dispozitia autoritatilor locale	540205			525,000						
Servicii publice comunitare de evidenta a persoanelor	540210			1,502,000	1,645,000	1,623,304	1,623,304	1,623,304		1,613,452
Alte servicii publice generale	540250	883,810	883,810	2,758,810	2,906,370	2,024,260	2,024,260	2,024,260		2,010,936
Tranzactii privind datoria publica si imprumuturi	5502			9,151,000	7,876,940	7,843,265	7,843,265	7,843,265		7,841,935
Partea a II-a APARARE, ORDINE PUBLICA SI SIGURANTA NATIONALA (60.02+61.02)	5902			7,440,000	7,446,000	7,368,177	7,368,177	7,368,177		7,368,177
Ordine publica si siguranta nationala (cod 61.02.03 +61.02.05+61.02.50)	6102			7,440,000	7,446,000	7,368,177	7,368,177	7,368,177		7,368,177
Ordine publica (cod 61.02.03.04)	610203			7,405,000	7,411,000	7,345,914	7,345,914	7,345,914		7,345,914
Politie locala	61020304			7,405,000	7,411,000	7,345,914	7,345,914	7,345,914		7,345,914
Protectie civila si protectia contra incendiilor (protectie civila nonmilitara)	610205			35,000	35,000	22,263	22,263	22,263		22,263
Partea a III-a CHELTUIELI SOCIAL-CULTURALE(cod	6302	71,648,950	75,413,550	160,701,050	183,948,030	130,459,188	130,459,188	130,459,188		114,552,033

305

A	B	1	2	3	4	5	6	7	8=6-7	9
65.02+66.02+67.02+68.02)										
Invatamant (cod 65.02.03 la 65.02.05+65.02.07+65.02.11+65.02.12+65.02.13+65.02.50)	6502	67,080,080	69,129,080	85,932,180	89,133,510	37,539,364	37,539,364	37,539,364		22,880,286
Invatamant prescolar si primar (cod 65.02.03.01+65.02.03.02)	650203		126,300	3,978,110	4,461,570	4,220,930	4,220,930	4,220,930		4,175,797
Invatamant prescolar	65020301		126,300	3,978,110	4,461,570	4,220,930	4,220,930	4,220,930		4,175,797
Invatamant secundar (cod 65.02.04.01 la 65.02.04.03)	650204		412,820	11,047,010	11,613,750	10,687,889	10,687,889	10,687,889		10,564,895
Invatamant secundar inferior	65020401		112,550	4,806,860	5,024,420	4,639,131	4,639,131	4,639,131		4,477,885
Invatamant secundar superior	65020402		300,270	6,240,150	6,589,330	6,048,758	6,048,758	6,048,758		6,087,010
Invatamant anteprescolar	650213			769,110	800,960	791,154	791,154	791,154		745,661
Alte cheltuieli in domeniul invatamantului	650250	67,080,080	68,589,960	70,137,950	72,257,230	21,839,391	21,839,391	21,839,391		7,393,933
Sanatate (cod 66.02.06+66.02.08+66.02.50)	6602			3,807,000	3,951,600	3,934,850	3,934,850	3,934,850		4,071,387
Servicii de sanatate publica	660208			3,807,000	3,951,600	3,934,850	3,934,850	3,934,850		4,071,387
Cultura, recreere si religie (cod 67.02.03+67.02.05+67.02.06+67.02.50)	6702	2,781,000	4,376,600	26,251,000	37,883,230	37,662,474	37,662,474	37,662,474		36,052,277
Servicii culturale (cod 67.02.03.02 la 67.02.03.08+67.02.03.12+67.02.03.14+67.02.03.30)	670203			5,128,000	5,206,000	5,099,204	5,099,204	5,099,204		5,054,319
Case de cultura	67020306			3,853,000	3,748,000	3,677,939	3,677,939	3,677,939		3,677,939
Alte servicii culturale	67020330			1,275,000	1,458,000	1,421,265	1,421,265	1,421,265		1,376,380
Servicii recreative si sportive (cod 67.02.05.01 la 67.02.05.03)	670205	2,470,000	3,036,600	20,662,000	30,937,230	30,824,599	30,824,599	30,824,599		30,598,347
Sport	67020501	2,370,000	2,936,600	11,792,000	17,340,320	17,247,540	17,247,540	17,247,540		17,205,873
Intretinere gradini publice, parcuri, zone verzi, baze sportive si de agrement	67020503	100,000	100,000	8,870,000	13,596,910	13,577,059	13,577,059	13,577,059		13,392,474
Alte servicii in domeniile culturii, recreerii si religiei	670250	311,000	1,340,000	461,000	1,740,000	1,738,671	1,738,671	1,738,671		399,611
Asigurari si asistenta sociala (cod 68.02.04 la 68.02.06+68.02.10+68.02.11+68.02.12+68.02.15+68.02.50)	6802	1,787,870	1,907,870	44,710,870	52,979,690	51,322,500	51,322,500	51,322,500		51,548,083
Asistenta sociala in caz de boli si invaliditati (cod 68.02.05.02)	680205			25,381,000	28,123,710	28,093,857	28,093,857	28,093,857		28,489,092
Asistenta sociala in caz de invaliditate	68020502			25,381,000	28,123,710	28,093,857	28,093,857	28,093,857		28,489,092
Prevenirea excluderii sociale (cod 68.02.15.01+68.02.15.02)	680215				221,560	221,560	221,560	221,560		221,560
Ajutor social	68021501				221,560	221,560	221,560	221,560		221,560
Alte cheltuieli in domeniul asigurarilor si asistentei sociale (cod 68.02.50.50)	680250	1,787,870	1,907,870	19,329,870	24,634,420	23,007,083	23,007,083	23,007,083		22,837,431
Alte cheltuieli in domeniul asistentei sociale	68025050	1,787,870	1,907,870	19,329,870	24,634,420	23,007,083	23,007,083	23,007,083		22,837,431
Partea a IV-a SERVICII SI DEZVOLTARE PUBLICA,	6902	35,437,520	31,958,390	57,347,420	57,184,290	34,469,263	34,469,263	34,469,263		68,337,100

305

A	B	1	2	3	4	5	6	7	8=6-7	9
LOCUINTE, MEDIU SI APE (cod 70.02+74.02)										
Locuinte, servicii si dezvoltare publica (cod 70.02.03+70.02.05 la 70.02.07+70.02.50)	7002	30,869,500	20,770,750	41,384,400	31,330,650	19,070,168	19,070,168	19,070,168		47,370,047
Locuinte (cod 70.02.03.01+70.02.03.30)	700203			5,000	5,000	3,231	3,231	3,231		2,544,415
Alte cheltuieli in domeniul locuintelor	70020330			5,000	5,000	3,231	3,231	3,231		2,544,415
Minat public si electrificari rurale	700206	10,211,350	5,057,770	12,711,350	7,602,770	2,849,511	2,849,511	2,849,511		36,765,779
Alte servicii in domeniul locuintelor, serviciilor si dezvoltarii comunale	700250	20,658,150	15,712,980	28,668,050	23,722,880	16,217,426	16,217,426	16,217,426		8,059,853
Protectia mediului (cod 74.02.03+74.02.05+74.02.06+74.02.50)	7402	4,568,020	11,187,640	15,963,020	25,853,640	15,399,095	15,399,095	15,399,095		20,967,053
Reducerea si controlul poluarii	740203			617,000	317,000	171,000	171,000	171,000		171,000
Salubritate si gestiunea deseurilor (cod 74.02.05.01+74.02.05.02)	740205	4,568,020	11,187,640	15,246,020	25,536,640	15,228,095	15,228,095	15,228,095		20,796,053
Salubritate	74020501	4,568,020	11,187,640	15,246,020	25,536,640	15,228,095	15,228,095	15,228,095		20,796,053
Alte servicii in domeniul protectiei mediului	740250			100,000						
Partea a V-a ACTIUNI ECONOMICE (80.02+81.02+83.02+84.02+87.02)	7902	97,299,120	64,515,040	113,910,120	83,179,180	36,699,690	36,699,690	36,699,690		82,927,597
Agricultura, silvicultura, piscicultura si vanatoare (cod 83.02.03)	8302	60,000	156,120	960,000	1,140,120	1,139,514	1,139,514	1,139,514		962,279
Alte cheltuieli in domeniul agriculturii, silviculturii, pisciculturii si vanatoriei	830250	60,000	156,120	960,000	1,140,120	1,139,514	1,139,514	1,139,514		962,279
Transporturi (cod 84.02.03+84.02.04+84.02.06+84.02.50)	8402	97,239,120	64,358,920	112,950,120	82,039,060	35,560,176	35,560,176	35,560,176		81,965,312
Transport rutier (cod 84.02.03.01 la 84.02.03.03)	840203	97,239,120	64,358,920	112,950,120	82,039,060	35,560,176	35,560,176	35,560,176		81,965,312
Drumuri si poduri	84020301									-19,269,652
Transport in comun	84020302	40,259,490	40,772,380	50,797,490	50,373,930	9,835,319	9,835,319	9,835,319		10,522,402
Strazi	84020303	56,979,630	23,586,540	62,152,630	31,665,130	25,724,857	25,724,857	25,724,857		90,712,562
CHELTUIELILE SECTIUNII DE FUNCTIONARE (cod 50.02+59.02+63.02+70.02+74.02+79.02)	4902			180,608,000	198,167,140	196,295,002	196,295,002	196,295,002		199,828,496
Partea I-a SERVICII PUBLICE GENERALE (cod 51.02+54.02+55.02+56.02)	5002			45,595,000	38,296,620	37,988,827	37,988,827	37,988,827		44,103,550
Autoritati publice si actiuni externe (cod 51.02.01)	5102			32,542,000	26,785,820	26,580,275	26,580,275	26,580,275		32,638,640
Autoritati executive si legislative (cod 51.02.01.03)	510201			32,542,000	26,785,820	26,580,275	26,580,275	26,580,275		32,638,640
Autoritati executive	51020103			32,542,000	26,785,820	26,580,275	26,580,275	26,580,275		32,638,640
Alte servicii publice generale (cod 54.02.05 la 54.02.07+54.02.10+54.02.50)	5402			3,902,000	3,633,860	3,565,287	3,565,287	3,565,287		3,622,975

A	B	1	2	3	4	5	6	7	8=6-7	9
Fond de rezerva bugetara la dispozitia autoritatilor locale	540205			525,000						
Servicii publice comunitare de evidenta a persoanelor	540210			1,502,000	1,611,300	1,590,829	1,590,829	1,590,829		1,613,452
Alte servicii publice generale	540250			1,875,000	2,022,560	1,974,458	1,974,458	1,974,458		2,009,523
Tranzactii privind datoria publica si imprumuturi	5502			9,151,000	7,876,940	7,843,265	7,843,265	7,843,265		7,841,935
Partea a II-a APARARE, ORDINE PUBLICA SI SIGURANTA NATIONALA (60.02+61.02)	5902			7,440,000	7,446,000	7,368,177	7,368,177	7,368,177		7,368,177
Ordine publica si siguranta nationala (cod 61.02.03+61.02.05+61.02.50)	6102			7,440,000	7,446,000	7,368,177	7,368,177	7,368,177		7,368,177
Ordine publica (cod 61.02.03.04)	610203			7,405,000	7,411,000	7,345,914	7,345,914	7,345,914		7,345,914
Politie locala	61020304			7,405,000	7,411,000	7,345,914	7,345,914	7,345,914		7,345,914
Protectie civila si protectia contra incendiilor (protectie civila nonmilitara)	610205			35,000	35,000	22,263	22,263	22,263		22,263
Partea a III-a CHELTUIELI SOCIAL-CULTURALE(cod 65.02+66.02+67.02+68.02)	6302			89,052,100	108,534,480	107,278,316	107,278,316	107,278,316		107,272,223
Invatamant (cod 65.02.03 la 65.02.05+65.02.07+65.02.11+65.02.12+65.02.13+65.02.50)	6502			18,852,100	20,004,430	19,006,138	19,006,138	19,006,138		18,791,868
Invatamant prescolar si primar (cod 65.02.03.01+65.02.03.02)	650203			3,978,110	4,335,270	4,094,941	4,094,941	4,094,941		3,997,735
Invatamant prescolar	65020301			3,978,110	4,335,270	4,094,941	4,094,941	4,094,941		3,997,735
Invatamant secundar (cod 65.02.04.01 la 65.02.04.03)	650204			11,047,010	11,200,930	10,469,229	10,469,229	10,469,229		10,297,956
Invatamant secundar inferior	65020401			4,806,860	4,911,870	4,529,225	4,529,225	4,529,225		4,421,875
Invatamant secundar superior	65020402			6,240,150	6,289,060	5,940,004	5,940,004	5,940,004		5,876,081
Invatamant anteprescolar	650213			769,110	800,960	791,154	791,154	791,154		725,890
● cheltuieli in domeniul invatamantului	650250			3,057,870	3,667,270	3,650,814	3,650,814	3,650,814		3,770,287
Sanatate (cod 66.02.06+66.02.08+66.02.50)	6602			3,807,000	3,951,600	3,934,850	3,934,850	3,934,850		4,067,139
Servicii de sanatate publica	660208			3,807,000	3,951,600	3,934,850	3,934,850	3,934,850		4,067,139
Cultura, recreere si religie (cod 67.02.03+67.02.05+67.02.06+67.02.50)	6702			23,470,000	33,506,630	33,308,518	33,308,518	33,308,518		32,928,078
Servicii culturale (cod 67.02.03.02 la 67.02.03.08+67.02.03.12+67.02.03.14+67.02.03.30)	670203			5,128,000	5,206,000	5,099,204	5,099,204	5,099,204		5,010,245
Casa de cultura	67020306			3,853,000	3,748,000	3,677,939	3,677,939	3,677,939		3,677,939
Alte servicii culturale	67020330			1,275,000	1,458,000	1,421,265	1,421,265	1,421,265		1,332,306
Servicii recreative si sportive (cod 67.02.05.01 la 67.02.05.03)	670205			18,192,000	27,900,630	27,809,703	27,809,703	27,809,703		27,518,222
Sport	67020501			9,422,000	14,403,720	14,312,820	14,312,820	14,312,820		14,829,704


326

A	B	1	2	3	4	5	6	7	8=6-7	9
Intretinere gradini publice, parcuri, zone verzi, baze sportive si de agrement	67020503			8,770,000	13,496,910	13,496,883	13,496,883	13,496,883		12,688,518
Alte servicii in domeniile culturii, recreerii si religiei	670250			150,000	400,000	399,611	399,611	399,611		399,611
Asigurari si asistenta sociala (cod 68.02.04 la 68.02.06 +68.02.10+68.02.11+68.02.12+68.02.15+68.02.50)	6802			42,923,000	51,071,820	51,028,810	51,028,810	51,028,810		51,485,138
Asistenta sociala in caz de boli si invaliditati (cod 68.02.05.02)	680205			25,381,000	28,123,710	28,093,857	28,093,857	28,093,857		28,489,092
Asistenta sociala in caz de invaliditate	68020502			25,381,000	28,123,710	28,093,857	28,093,857	28,093,857		28,489,092
Prevenirea excluderii sociale (cod 68.02.15.01+68.02.15.02)	680215				221,560	221,560	221,560	221,560		221,560
Ajutor social	68021501				221,560	221,560	221,560	221,560		221,560
Alte cheltuieli in domeniul asigurarilor si asistentei sociale (cod 68.02.50.50)	680250			17,542,000	22,726,550	22,713,393	22,713,393	22,713,393		22,774,486
Alte cheltuieli in domeniul asistentei sociale	68025050			17,542,000	22,726,550	22,713,393	22,713,393	22,713,393		22,774,486
Partea a IV-a SERVICII SI DEZVOLTARE PUBLICA, LOCUINTE, MEDIU SI APE (cod 70.02+74.02)	6902			21,909,900	25,225,900	24,997,815	24,997,815	24,997,815		21,523,540
Locuinte, servicii si dezvoltare publica (cod 70.02.03+70.02.05 la 70.02.07+70.02.50)	7002			10,514,900	10,559,900	10,492,528	10,492,528	10,492,528		7,365,818
Locuinte (cod 70.02.03.01+70.02.03.30)	700203			5,000	5,000	3,231	3,231	3,231		3,231
Alte cheltuieli in domeniul locuintelor	70020330			5,000	5,000	3,231	3,231	3,231		3,231
Iluminat public si electrificari rurale	700206			2,500,000	2,545,000	2,544,955	2,544,955	2,544,955		2,633,245
Alte servicii in domeniul locuintelor, serviciilor si dezvoltarii comunale	700250			8,009,900	8,009,900	7,944,342	7,944,342	7,944,342		4,729,342
Protectia mediului (cod 74.02.03+74.02.05+74.02.06+74.02.50)	7402			11,395,000	14,666,000	14,505,287	14,505,287	14,505,287		14,157,722
Curatenia si controlul poluarii	740203			617,000	317,000	171,000	171,000	171,000		171,000
Salubritate si gestiunea deseurilor (cod 74.02.05.01+74.02.05.02)	740205			10,678,000	14,349,000	14,334,287	14,334,287	14,334,287		13,986,722
Salubritate	74020501			10,678,000	14,349,000	14,334,287	14,334,287	14,334,287		13,986,722
Alte servicii in domeniul protectiei mediului	740250			100,000						
Partea a V-a ACTIUNI ECONOMICE (80.02+81.02+83.02+84.02+87.02)	7902			16,611,000	18,664,140	18,661,867	18,661,867	18,661,867		19,561,006
Agricultura, silvicultura, piscicultura si vanatoare (cod 83.02.03)	8302			900,000	984,000	984,000	984,000	984,000		962,279
Alte cheltuieli in domeniul agriculturii, silviculturii, pisciculturii si vanatorii	830250			900,000	984,000	984,000	984,000	984,000		962,279
Transporturi (cod 84.02.03+84.02.04+84.02.06+84.02.50)	8402			15,711,000	17,680,140	17,677,867	17,677,867	17,677,867		18,598,727
Transport rutier (cod 84.02.03.01 la cod 84.02.03.03)	840203			15,711,000	17,680,140	17,677,867	17,677,867	17,677,867		18,598,727

301

A	B	1	2	3	4	5	6	7	8=6-7	9
Transport in comun	84020302			10,538,000	9,601,550	9,601,542	9,601,542	9,601,542		10,522,402
Strazi	84020303			5,173,000	8,078,590	8,076,325	8,076,325	8,076,325		8,076,325
CHELTUIELILE SECTIUNII DE DEZVOLTARE (cod 50.02+59.02+63.02+70.02+74.02+79.02)	4902	208,699,000	176,200,390	208,699,000	176,748,210	54,066,630	54,066,630	54,066,630		123,044,178
Partea I-a SERVICII PUBLICE GENERALE (cod 51.02+54.02)	5002	4,313,410	4,313,410	4,313,410	4,861,230	3,376,487	3,376,487	3,376,487		5,584,223
Autoritati publice si actiuni externe (cod 51.02.01)	5102	3,429,600	3,429,600	3,429,600	3,943,720	3,294,210	3,294,210	3,294,210		5,582,810
Autoritati executive si legislative (cod 51.02.01.03)	510201	3,429,600	3,429,600	3,429,600	3,943,720	3,294,210	3,294,210	3,294,210		5,582,810
Autoritati executive	51020103	3,429,600	3,429,600	3,429,600	3,943,720	3,294,210	3,294,210	3,294,210		5,582,810
Alte servicii publice generale (cod 54.02.05 la 54.02.07+54.02.10+54.02.50)	5402	883,810	883,810	883,810	917,510	82,277	82,277	82,277		1,413
Servicii publice comunitare de evidenta a persoanelor	540210				33,700	32,475	32,475	32,475		
Alte servicii publice generale	540250	883,810	883,810	883,810	883,810	49,802	49,802	49,802		1,413
Partea a III-a CHELTUIELI SOCIAL-CULTURALE (cod 65.02+66.02+67.02+68.02)	6302	71,648,950	75,413,550	71,648,950	75,413,550	23,180,872	23,180,872	23,180,872		7,279,810
Invatamant (cod 65.02.03 la 65.02.05+65.02.07+65.02.11+65.02.13+65.02.50)	6502	67,080,080	69,129,080	67,080,080	69,129,080	18,533,226	18,533,226	18,533,226		4,088,418
Invatamant prescolar si primar (cod 65.02.03.01+65.02.03.02)	650203		126,300		126,300	125,989	125,989	125,989		178,062
Invatamant prescolar	65020301		126,300		126,300	125,989	125,989	125,989		178,062
Invatamant secundar (cod 65.02.04.01 la 65.02.04.03)	650204		412,820		412,820	218,660	218,660	218,660		266,939
Invatamant secundar inferior	65020401		112,550		112,550	109,906	109,906	109,906		56,010
Invatamant secundar superior	65020402		300,270		300,270	108,754	108,754	108,754		210,929
Invatamant anteprescolar	650213									19,771
Alte cheltuieli in domeniul invatamantului	650250	67,080,080	68,589,960	67,080,080	68,589,960	18,188,577	18,188,577	18,188,577		3,623,646
Sanatate (cod 66.02.06+66.02.08+66.02.50)	6602									4,248
Servicii de sanatate publica	660208									4,248
Cultura, recreere si religie (cod 67.02.03+67.02.05+67.02.06+67.02.50)	6702	2,781,000	4,376,600	2,781,000	4,376,600	4,353,956	4,353,956	4,353,956		3,124,199
Servicii culturale (cod 67.02.03.02 la 67.02.03.08+67.02.03.12+67.02.03.14+67.02.03.30)	670203									44,074
Alte servicii culturale	67020330									44,074
Servicii recreative si sportive (cod 67.02.05.01 la 67.02.05.03)	670205	2,470,000	3,036,600	2,470,000	3,036,600	3,014,896	3,014,896	3,014,896		3,080,125
Sport	67020501	2,370,000	2,936,600	2,370,000	2,936,600	2,934,720	2,934,720	2,934,720		2,376,169
Intretinere gradini publice, parcuri, zone verzi, baze sportive si	67020503	100,000	100,000	100,000	100,000	80,176	80,176	80,176		703,956

A	B	1	2	3	4	5	6	7	8=6-7	9
de-agement										
Alte servicii in domeniile culturii, recreerii si religiei	670250	311,000	1,340,000	311,000	1,340,000	1,339,060	1,339,060	1,339,060		
Asigurari si asistenta sociala (cod 68.02.04 la 68.02.06+68.02.10+68.02.11+68.02.12+68.02.15+68.02.50)	6802	1,787,870	1,907,870	1,787,870	1,907,870	293,690	293,690	293,690		62,945
Alte cheltuieli în domeniul asigurarilor si asistentei sociale (cod 68.02.50.50)	680250	1,787,870	1,907,870	1,787,870	1,907,870	293,690	293,690	293,690		62,945
Alte cheltuieli în domeniul asistentei sociale	68025050	1,787,870	1,907,870	1,787,870	1,907,870	293,690	293,690	293,690		62,945
Partea a IV-a SERVICII SI DEZVOLTARE PUBLICA, LOCUINTE, MEDIU SI APE (cod 70.02+74.02)	6902	35,437,520	31,958,390	35,437,520	31,958,390	9,471,448	9,471,448	9,471,448		46,813,560
Locuinte, servicii si dezvoltare publica (cod 70.02.03+70.02.05 la 70.02.07+70.02.50)	7002	30,869,500	20,770,750	30,869,500	20,770,750	8,577,640	8,577,640	8,577,640		40,004,229
Locuinte (cod 70.02.03.01+70.02.03.30)	700203									2,541,184
Alte cheltuieli in domeniul locuintelor	70020330									2,541,184
Iluminat public si electrificari rurale	700206	10,211,350	5,057,770	10,211,350	5,057,770	304,556	304,556	304,556		34,132,534
Alte servicii in domeniul locuintelor, serviciilor si dezvoltarii comunale	700250	20,658,150	15,712,980	20,658,150	15,712,980	8,273,084	8,273,084	8,273,084		3,330,511
Protectia mediului (cod 74.02.03+74.02.05+74.02.06+74.02.50)	7402	4,568,020	11,187,640	4,568,020	11,187,640	893,808	893,808	893,808		6,809,331
Salubritate si gestiunea deseurilor (cod 74.02.05.01+74.02.05.02)	740205	4,568,020	11,187,640	4,568,020	11,187,640	893,808	893,808	893,808		6,809,331
Salubritate	74020501	4,568,020	11,187,640	4,568,020	11,187,640	893,808	893,808	893,808		6,809,331
Partea a V-a ACTIUNI ECONOMICE (80.02+81.02+83.02+84.02+87.02)	7902	97,299,120	64,515,040	97,299,120	64,515,040	18,037,823	18,037,823	18,037,823		63,366,585
Agricultura, silvicultura, piscicultura si vanatoare (cod 83.02.03)	8302	60,000	156,120	60,000	156,120	155,514	155,514	155,514		
Alte cheltuieli în domeniul agriculturii, silviculturii, pisciculturii si vânătorii	830250	60,000	156,120	60,000	156,120	155,514	155,514	155,514		
Transporturi (cod 84.02.03+84.02.06+84.02.50)	8402	97,239,120	64,358,920	97,239,120	64,358,920	17,882,309	17,882,309	17,882,309		63,366,585
Transport rutier (cod 84.02.03.01 la 84.02.03.03)	840203	97,239,120	64,358,920	97,239,120	64,358,920	17,882,309	17,882,309	17,882,309		63,366,585
Drumuri si poduri	84020301									-19,269,652
Transport in comun	84020302	40,259,490	40,772,380	40,259,490	40,772,380	233,777	233,777	233,777		
Strazi	84020303	56,979,630	23,586,540	56,979,630	23,586,540	17,648,532	17,648,532	17,648,532		82,636,237



Viceprimar Cristian Fort

Director Economic,
Ec. Cuius Haerena

299

5002 SERVICII PUBLICE GENERALE

Anexa 7

CONTUL DE EXECUTIE AL INSTITUTIILOR PUBLICE - CHELTUIELI

la data de 31.12.2024

Cod 21 Capitol 5002

Subcapitol

-lei-

DENUMIREA INDICATORILOR*)	Cod indicator	Credite de angajament		Credite bugetare		Angajamente bugetare	Angajamente legale	Plati efectuate	Angajamente legale de platit	Cheltuieli efective
		Initiale	Definitive	Initiale	Definitive					
A	B	1	2	3	4	5	6	7	8=6-7	9
TOTAL CHELTUIELI(SECTIUNEA DE FUNCTIONARE+SECTIUNEA DE DEZVOLTARE)		208,699,000	176,200,390	389,307,000	374,915,350	250,361,632	250,361,632	250,361,632		322,872,674
SECTIUNEA DE FUNCTIONARE (cod 01+79+85)				180,608,000	198,167,140	196,295,002	196,295,002	196,295,002		199,828,496
CHELTUIELI CURENTE (10+20+30+40+50+51SF+55SF+57+59)	01			177,393,000	200,666,960	198,901,690	198,901,690	198,901,690		199,828,496
TITLUL I CHELTUIELI DE PERSONAL (cod 10.01 la10.03)	10			52,418,000	53,346,620	53,276,780	53,276,780	53,276,780		53,843,563
Cheltuieli salariale in bani (cod 10.01.01+10.01.03 la 10.01.17+10.01.29 +10.01.30)	1001			50,321,950	51,280,780	51,217,705	51,217,705	51,217,705		51,766,049
Salarii de baza	100101			47,012,240	48,033,840	48,002,869	48,002,869	48,002,869		48,566,411
Sporuri pentru conditii de munca	100105			290,000	326,390	326,375	326,375	326,375		354,560
Alte sporuri	100106			12,000	7,500	6,980	6,980	6,980		6,420
Indemnizatii platite unor persoane din afara unitatii	100112			495,670	485,670	483,633	483,633	483,633		483,554
Drepturi de delegare	100113			4,500	2,100	1,909	1,909	1,909		1,909
Alocatii pentru transportul la si de la locul de munca	100115			270,000	292,300	267,610	267,610	267,610		267,610
Indemnizatii de hrana	100117			2,209,140	2,070,480	2,067,643	2,067,643	2,067,643		2,024,207
Alte drepturi salariale in bani	100130			28,400	62,500	60,686	60,686	60,686		61,378
Cheltuieli salariale in natura (cod 10.02.01 la 10.02.06+10.02.30)	1002			944,400	929,460	927,737	927,737	927,737		927,604
Vouchere de vacanta	100206			944,400	929,460	927,737	927,737	927,737		927,604
Contributii (cod 10.03.01 la 10.03.08)	1003			1,151,650	1,136,380	1,131,338	1,131,338	1,131,338		1,149,910
Contributii de asigurari sociale de stat	100301			560	560	555	555	555		555

A	B	1	2	3	4	5	6	7	8=6-7	9
Contributii de asigurari de somaj	100302			20	20	17	17	17		17
Contributii de asigurari sociale de sanatate	100303			200	200	182	182	182		182
Contributii de asigurari pentru accidente de munca si boli profesionale	100304			10	10	5	5	5		5
Contributii pentru concedii si indemnizatii	100306			30	30	30	30	30		30
Contributia asiguratorie pentru munca	100307			1,150,830	1,135,560	1,130,549	1,130,549	1,130,549		1,149,121
TITLUL II BUNURI SI SERVICII (cod 20.01 la 20.06+20.09 la 20.16+20.18 la 20.25+20.27+20.30)	20			53,414,900	65,645,000	64,664,637	64,664,637	64,664,637		63,846,694
Bunuri si servicii (cod 20.01.01 la 20.01.09+20.01.30)	2001			34,358,350	40,115,620	39,481,695	39,481,695	39,481,695		39,255,451
Furnituri de birou	200101			1,663,030	1,405,290	1,382,609	1,382,609	1,382,609		1,197,085
Materiale pentru curatenie	200102			550,150	557,400	536,232	536,232	536,232		506,611
Incalzit, iluminat si forta motrica	200103			8,083,920	6,390,160	6,035,850	6,035,850	6,035,850		6,019,776
Apa, canal si salubritate	200104			1,123,680	1,180,310	1,107,186	1,107,186	1,107,186		1,101,889
Carburanti si lubrifianti	200105			67,500	66,500	63,338	63,338	63,338		62,952
Piese de schimb	200106			42,000	42,000	37,516	37,516	37,516		37,516
Transport	200107			101,500	93,700	72,724	72,724	72,724		72,724
Posta, telecomunicatii, radio, tv, internet	200108			630,800	474,680	451,752	451,752	451,752		524,813
Materiale si prestari de servicii cu caracter functional	200109			518,000	792,060	783,396	783,396	783,396		756,142
Alte bunuri si servicii pentru intretinere si functionare	200130			21,577,770	29,113,520	29,011,092	29,011,092	29,011,092		28,975,943
Reparatii curente	2002			6,216,500	10,065,570	10,012,779	10,012,779	10,012,779		10,008,585
Hrana (cod 20.03.01+20.03.02)	2003			1,300,000	1,654,600	1,651,799	1,651,799	1,651,799		1,655,212
Hrana pentru oameni	200301			1,300,000	1,654,600	1,651,799	1,651,799	1,651,799		1,655,212
Medicamente si materiale sanitare (cod 20.04.01 la 20.04.04)	2004			71,500	72,780	59,939	59,939	59,939		59,476
Medicamente	200401			41,000	39,960	27,773	27,773	27,773		27,497
Materiale sanitare	200402			29,500	31,820	31,173	31,173	31,173		31,355
Dezinfectanti	200404			1,000	1,000	993	993	993		624
Bunuri de natura obiectelor de inventar (cod 20.05.01+20.05.03+20.05.30)	2005			851,070	1,099,770	1,046,730	1,046,730	1,046,730		1,008,486
Uniforme si echipament	200501			7,000	6,670	6,646	6,646	6,646		7,835
Lenjerie si accesorii de pat	200503			4,000	7,830	7,821	7,821	7,821		467
Alte obiecte de inventar	200530			840,070	1,085,270	1,032,263	1,032,263	1,032,263		1,000,184
Deplasari, detasari, transferari (cod 20.06.01+20.06.02)	2006			76,700	56,660	46,782	46,782	46,782		46,782

A	B	1	2	3	4	5	6	7	8=6-7	9
Deplasari interne, detasari, transferari	200601			66,700	56,660	46,782	46,782	46,782		46,782
Deplasari in strainatate	200602			10,000						
Materiale de laborator	2009			1,000	1,000	977	977	977		977
Carti, publicatii si materiale documentare	2011			91,650	83,370	70,581	70,581	70,581		54,840
Pregatire profesionala	2013			187,250	91,380	81,428	81,428	81,428		81,428
Protectia muncii	2014			43,600	42,750	37,723	37,723	37,723		33,040
Comisioane si alte costuri aferente imprumuturilor (cod 20.24.01+20.24.02)	2024			30,000	30,000	15,358	15,358	15,358		12,358
Comisioane si alte costuri aferente imprumuturilor interne	202402			30,000	30,000	15,358	15,358	15,358		12,358
Cheltuieli judiciare si extrajudiciare derivate din actiuni in reprezentarea intereselor statului, potrivit dispozitiilor legale	2025			190,000	223,000	221,800	221,800	221,800		221,588
Alte cheltuieli (cod 20.30.01 la 20.30.04+20.30.06+20.30.07+20.30.09+20.30.30)	2030			9,997,280	12,108,500	11,937,046	11,937,046	11,937,046		11,408,471
Reclama si publicitate	203001			79,500	75,000	71,033	71,033	71,033		76,940
Protocol si reprezentare	203002			21,500	21,500	21,328	21,328	21,328		21,328
Prime de asigurare non-viata	203003				24,070	22,993	22,993	22,993		22,993
Chirii	203004			120,000	127,200	127,142	127,142	127,142		127,142
Alte cheltuieli cu bunuri si servicii	203030			9,776,280	11,860,730	11,694,550	11,694,550	11,694,550		11,160,068
TITLUL III DOBANZI (cod 30.01 la 30.03)	30			9,121,000	7,846,940	7,827,907	7,827,907	7,827,907		7,829,577
Dobanzi aferente datoriei publice interne (cod 30.01.01+30.01.02)	3001			9,121,000	7,846,940	7,827,907	7,827,907	7,827,907		7,829,577
Dobanzi aferente creditelor interne garantate	300102			9,121,000	7,846,940	7,827,907	7,827,907	7,827,907		7,829,577
TITLUL IV SUBVENTII (cod 40.03+40.20+ 40.30)	40			10,573,000	9,625,850	9,623,797	9,623,797	9,623,797		10,544,657
Subventii pentru acoperirea diferentelor de pret si tarif	4003			10,538,000	9,601,550	9,601,542	9,601,542	9,601,542		10,522,402
Alte subventii	4030			35,000	24,300	22,255	22,255	22,255		22,255
TITLUL V FONDURI DE REZERVA (cod 50.04)	50			525,000						
Fond de rezerva bugetara la dispozitia autoritatilor locale	5004			525,000						
TITLUL VI TRANSFERURI INTRE UNITATI ALE ADMINISTRATIEI PUBLICE (cod 51.01) (cod 51.01)	51			19,091,000	24,373,720	24,236,692	24,236,692	24,236,692		24,236,692
Transferuri curente (cod 51.01.01+51.01.03+51.01.05+ 51.01.14+51.01.15+ 51.01.24 +51.01.26 +51.01.31+51.01.39+ 51.01.46+51.01.49+51.01.60+51.01.61+51.01.64)	5101			19,091,000	24,373,720	24,236,692	24,236,692	24,236,692		24,236,692
Transferuri catre institutii publice	510101			19,091,000	24,373,720	24,236,692	24,236,692	24,236,692		24,236,692

A	B	1	2	3	4	5	6	7	8=6-7	9
TITLUL VII ALTE TRANSFERURI (cod 55.01+ 55.02)	55			2,191,000	1,761,000	1,612,653	1,612,653	1,612,653		1,612,653
Transferuri interne (cod 55.01.18+55.01.46+55.01.63+55.01.65+55.01.73 + 55.01.84)	5501			2,191,000	1,761,000	1,612,653	1,612,653	1,612,653		1,612,653
Finantarea invatamantului particular sau confesional acreditat	550163			1,474,000	1,444,000	1,441,653	1,441,653	1,441,653		1,441,653
Sume reprezentand stimulentele pentru casarea autovehiculelor uzate	550184			717,000	317,000	171,000	171,000	171,000		171,000
TITLUL IX ASISTENTA SOCIALA (cod 57.02)	57			27,750,100	34,834,280	34,439,211	34,439,211	34,439,211		34,762,304
Ajutoare sociale (cod 57.02.01 la 57.02.05)	5702			27,750,100	34,834,280	34,439,211	34,439,211	34,439,211		34,762,304
Ajutoare sociale in numerar	570201			20,361,800	22,820,030	22,431,385	22,431,385	22,431,385		22,675,283
Ajutoare sociale in natura	570202			7,362,000	11,987,950	11,987,287	11,987,287	11,987,287		12,066,482
Tichete de cresa si tichete sociale pentru gradinita	570203			26,300	26,300	20,539	20,539	20,539		20,539
TITLUL XI ALTE CHELTUIELI (cod 59.01+59.02+ 59.08+59.11+59.12+59.15+ 59.17+59.20+ 59.22+59.25+59.30+ 59.35+ 59.40+59.41+59.44)	59			2,309,000	3,233,550	3,220,013	3,220,013	3,220,013		3,152,356
Ajutoare pentru daune provocate de calamitatile naturale	5902			18,000						
Asociatii si fundatii	5911			2,279,000	3,233,550	3,220,013	3,220,013	3,220,013		3,152,356
Sume aferente persoanelor cu handicap neincadrate	5940			12,000						
OPERATIUNI FINANCIARE (cod 80+81)	79			3,215,000	3,215,000	3,215,000	3,215,000	3,215,000		
TITLUL XIX RAMBURSARI DE CREDITE (cod 81.01+81.02+81.05)	81			3,215,000	3,215,000	3,215,000	3,215,000	3,215,000		
Rambursari de credite interne (cod 81.02.01+81.02.02+ 81.02.05)	8102			3,215,000	3,215,000	3,215,000	3,215,000	3,215,000		
Rambursari de credite aferente datoriei publice interne locale	810205			3,215,000	3,215,000	3,215,000	3,215,000	3,215,000		
TITLUL XXI PLATI EFECTUATE IN ANII PRECEDENTI SI RECUPERATE IN ANUL CURENT(85.01)	85F				-5,714,820	-5,821,688	-5,821,688	-5,821,688		
Plati efectuate in anii precedenti si recuperate in anul curent (cod 85.01.01)	8501F				-5,714,820	-5,821,688	-5,821,688	-5,821,688		
Plati efectuate in anii precedenti si recuperate in anul curent in sectiunea de functionare a bugetului local	850101				-5,714,820	-5,821,688	-5,821,688	-5,821,688		
SECTIUNEA DE DEZVOLTARE (cod 51+55+56+58+60+61+70+81+85)		208,699,000	176,200,390	208,699,000	176,748,210	54,066,630	54,066,630	54,066,630		123,044,178
Titlul VIII PROIECTE CU FINANTARE DIN FONDURI EXTERNE NERAMBURSABILE (FEN) POSTADERARE (cod 56.01 la 56.05+cod 56.07+56.08+56.11+56.15 la 56.18)	56	300,000	503,050	300,000	503,050	16,273	16,273	16,273		16,273

295

A	B	1	2	3	4	5	6	7	8=6-7	9
+56.25+56.27+56.28+56.40+56.48+56.49+56.50+56.51+56.53+56.58 la 56.75)										
Programe finantate din Fondul European de Dezvoltare Regionala (FEDR), aferente cadrului financiar 2021-2027 (cod 56.48.01 la 56.48.03)	5648	300,000	300,000	300,000	300,000					
Finantare nationala	564801	150,000	150,000	150,000	150,000					
Finantare externa nerambursabila	564802	150,000	150,000	150,000	150,000					
Programe finantate din Fondul Social European Plus (FSE+), aferente cadrului financiar 2021-2027 (56.49.01 la 56.49.03)	5649		203,050		203,050	16,273	16,273	16,273		16,273
Finantare nationala	564901		1,500		1,500					
Finantare externa nerambursabila	564902		201,550		201,550	16,273	16,273	16,273		16,273
TITLUL X Proiecte cu finantare din fonduri externe nerambursabile aferente cadrului financiar 2014-2020 (cod 58.01 la 58.05+58.11+58.12+58.15+58.16+58.30)	58		60,000		60,000					35,955,486
Programe din Fondul European de Dezvoltare Regionala (FEDR) (cod 58.01.01 la 58.01.03)	5801		60,000		60,000					35,894,108
Finantarea nationala	580101									35,884,883
Finantarea externa nerambursabila	580102									9,225
Cheltuieli neeligibile	580103		60,000		60,000					
Programe din Fondul Social European (FSE) (cod 58.02.01 la 58.02.03)	5802									61,378
Finantarea nationala	580201									61,378
Titlul XII „Proiecte cu finantare din sumele reprezentând asistenta financiara nerambursabila aferenta PNRR” (cod 60.01 la 60.03 + 60.16)	60	26,343,520	56,207,240	26,343,520	56,207,240	12,693,946	12,693,946	12,693,946		
Fonduri europene nerambursabile	6001	22,111,470	47,216,430	22,111,470	47,216,430	10,683,644	10,683,644	10,683,644		
Sume aferente TVA	6003	4,232,050	8,990,810	4,232,050	8,990,810	2,010,302	2,010,302	2,010,302		
Titlul XIII „Proiecte cu finantare din sumele aferente componentei de împrumut a PNRR” (cod 61.01 la 61.03)	61	98,541,360	70,379,040	98,541,360	70,379,040	2,139,348	2,139,348	2,139,348		5,643,233
Fonduri din împrumut rambursabil	6101	82,807,870	59,142,370	82,807,870	59,142,370	1,825,516	1,825,516	1,825,516		4,742,633
Sume aferente TVA	6103	15,733,490	11,236,670	15,733,490	11,236,670	313,832	313,832	313,832		900,600
CHELTUIELI DE CAPITAL ((cod 71+72+75)	70	73,369,120	39,731,060	73,369,120	40,278,880	29,946,216	29,946,216	29,946,216		81,429,186
TITLUL XV ACTIVE NEFINANCIARE (cod 71.01 + 71.03)	71	73,369,120	39,731,060	73,369,120	40,278,880	29,946,216	29,946,216	29,946,216		81,429,186


296

A	B	1	2	3	4	5	6	7	8=6-7	9
Active fixe (cod 71.01.01 la 71.01.03+71.01.30)	7101	64,077,040	27,648,050	64,077,040	27,783,370	17,599,648	17,599,648	17,599,648		67,097,251
Constructii	710101									14,654,307
Masini, echipamente si mijloace de transport	710102									62,317
Mobilier, aparatura birotica si alte active corporale	710103		32,520		32,520	32,503	32,503	32,503		-17,631,456
Alte active fixe	710130	64,077,040	27,615,530	64,077,040	27,750,850	17,567,145	17,567,145	17,567,145		70,012,083
Operatii capitale aferente activelor fixe	7103	9,292,080	12,083,010	9,292,080	12,495,510	12,346,568	12,346,568	12,346,568		14,331,935
OPERATIUNI FINANCIARE (cod 81)	79	10,145,000	9,320,000	10,145,000	9,320,000	9,270,847	9,270,847	9,270,847		
TITLUL XXIX RAMBURSARI DE CREDITE (cod 81.04)	81	10,145,000	9,320,000	10,145,000	9,320,000	9,270,847	9,270,847	9,270,847		
Rambursarea imprumuturilor contractate pentru finantarea proiectelor cu finantare UE	8104	10,145,000	9,320,000	10,145,000	9,320,000	9,270,847	9,270,847	9,270,847		
TITLUL VI TRANSFERURI INTRE UNITATI ALE ADMINISTRATIEI PUBLICE (cod 51.01+51.02)	51			19,091,000	24,373,720	24,236,692	24,236,692	24,236,692		24,236,692
TITLUL VII ALTE TRANSFERURI (cod 55.01+55.02)	55			2,191,000	1,761,000	1,612,653	1,612,653	1,612,653		1,612,653
TITLUL XVI RAMBURSARI DE CREDETE	81	10,145,000	9,320,000	13,360,000	12,535,000	12,485,847	12,485,847	12,485,847		
	84				-5,714,820	-5,821,688	-5,821,688	-5,821,688		
OPERATIUNI FINANCIARE (cod 81)	79	10,145,000	9,320,000	13,360,000	12,535,000	12,485,847	12,485,847	12,485,847		
A. CHELTUIELILE CURENTE (10+20+30+40+50+51+55+56+58+57+59+60+61)	01	125,184,880	127,149,330	302,577,880	327,816,290	213,751,257	213,751,257	213,751,257		241,443,488
TITLUL XIX PLATI EFECTUATE IN ANII PRECEDENTI SI RECUPERATE IN ANUL CURENT (85.01)	85				-5,714,820	-5,821,688	-5,821,688	-5,821,688		
Plati efectuate in anii precedenti si recuperate in anul curent (cod 85.01.02+85.01.05)	8501				-5,714,820	-5,821,688	-5,821,688	-5,821,688		

Se inscriu denumirea si simbolul capitolelor din bugetul aprobat detaliate pe titluri, articole, alineate, pe structura clasificatiei economice (bugetele locale, bugetul creditelor externe, bugetul creditelor interne, bugetul fondurilor externe nerambursabile - sursa D, institutii finantate integral sau partial din venituri proprii/activitati finantate integral din veniturii proprii)

NOTA: Sumele inscrise in col. 6 "Plati efectuate" cu semnul minus la Titlul 85, art. 85.01 "Plati efectuate din precedenti si recuperate in anul curent", se inscriu si pe col. 4 "Angajamente bugetare" si col. 5 "Angajamente legale" la acelasi cod tot cu semnul minus, astfel incat in col. 7 "Angajamente legale de platit" sa nu fie raportate sume.

Conducatorul institutiei



Conducatorul compartimentului
financiar-contabil

144

Anexa 16

CONTUL DE EXECUTIE A BUGETULUI CREDITELOR INTERNE- CHELTUIELI

la data de 31.12.2024

d 21

-lei-

Denumirea indicatorilor *)	Cod indicator	Credite de angajament		Credite bugetare		Angajamente bugetare	Angajamente legale	Plati efectuate	Angajamente legale de platit	Cheltuieli efective
		Initiale	Definitive	Initiale	Definitive					
A	B	1	2	3	4	5	6	7	8=6-7	9
TOTAL CHELTUIELI (cod 50.07+59.07+63.07+70.07+79.07)	4907	23,000,000	23,000,000	92,350,760	92,350,760	75,944,184	75,944,184	75,944,184		75,944,184
Partea I-a SERVICII PUBLICE GENERALE (cod51.07+54.07)	5007	950,000	950,000	950,000	950,000	36,418	36,418	36,418		36,418
Alte servicii publice generale (cod 54.07.10+ 54.07.50)	5407	950,000	950,000	950,000	950,000	36,418	36,418	36,418		36,418
Alte servicii publice generale	540750	950,000	950,000	950,000	950,000	36,418	36,418	36,418		36,418
Partea a III-a CHELTUIELI SOCIAL-CULTURALE(cod 65.07+66.07+67.07+68.07)	6307	1,610,890	1,610,890	6,756,670	6,756,670	5,145,780	5,145,780	5,145,780		5,145,780
Invatamant (cod 65.07.03 la cod 65.07.05+65.07.07+65.07.11+65.07.50)	6507	1,610,890	1,610,890	6,756,670	6,756,670	5,145,780	5,145,780	5,145,780		5,145,780
Alte cheltuieli in domeniul Invatamantului	650750	1,610,890	1,610,890	6,756,670	6,756,670	5,145,780	5,145,780	5,145,780		5,145,780
Partea IV-a SERVICII SI DEZVOLTARE PUBLICA, LOCUINTE,MEDIU SI APE (cod 70.07+74.07)	6907	2,850,340	2,850,340	14,306,280	14,306,280	12,205,773	12,205,773	12,205,773		12,205,773
Locuinte, servicii si dezvoltare publica (cod 70.07.03+70.07.05 la 70.07.07+70.07.50)	7007			11,455,940	11,455,940	11,455,940	11,455,940	11,455,940		11,455,940
Locuinte (cod 70.07.03.01+70.07.03.30)	700703			11,455,940	11,455,940	11,455,940	11,455,940	11,455,940		11,455,940
Alte cheltuieli in domeniul locuintelor	70070330			11,455,940	11,455,940	11,455,940	11,455,940	11,455,940		11,455,940
Protectia mediului (cod 74.07.03+74.07.05+74.07.06+74.07.50)	7407	2,850,340	2,850,340	2,850,340	2,850,340	749,833	749,833	749,833		749,833
Salubritate si gestiunea deseurilor (cod 74.07.05.01+74.07.05.02)	740705	2,850,340	2,850,340	2,850,340	2,850,340	749,833	749,833	749,833		749,833
Salubritate	74070501	2,850,340	2,850,340	2,850,340	2,850,340	749,833	749,833	749,833		749,833
Partea V-a ACTIUNI ECONOMICE (cod 80.07+81.07+83.07+84.07+ 87.07)	7907	17,588,770	17,588,770	70,337,810	70,337,810	58,556,213	58,556,213	58,556,213		58,556,213
Transporturi (cod 84.07.03+ 84.07.06+84.07.50)	8407	17,588,770	17,588,770	70,337,810	70,337,810	58,556,213	58,556,213	58,556,213		58,556,213

146

A	B	1	2	3	4	5	6	7	8=6-7	9
Transport rutier (cod 84.07.03.01 la 84.07.03.03)	840703	17,588,770	17,588,770	70,337,810	70,337,810	58,556,213	58,556,213	58,556,213		58,556,213
Strazi	84070303	17,588,770	17,588,770	70,337,810	70,337,810	58,556,213	58,556,213	58,556,213		58,556,213
CHELTUIELILE SECTIUNII DE FUNCTIONARE (cod 50.07+59.07++63.07+70.07+74.07+79.07)	4907			69,350,760	69,350,760	69,350,753	69,350,753	69,350,753		69,350,753
Partea III-a CHELTUIELI SOCIAL-CULTURALE (cod 65.07+66.07+67.07+68.07)	6307			5,145,780	5,145,780	5,145,780	5,145,780	5,145,780		5,145,780
Invatamant (cod 65.07.03 la cod 65.07.05+65.07.07+65.07.11+65.07.13+65.07.50)	6507			5,145,780	5,145,780	5,145,780	5,145,780	5,145,780		5,145,780
Alte cheltuieli In domeniul Invatamantului	650750			5,145,780	5,145,780	5,145,780	5,145,780	5,145,780		5,145,780
Partea IV-a SERVICII SI DEZVOLTARE PUBLICA, LOCUINTE,MEDIU SI APE (cod 70.07+74.07)	6907			11,455,940	11,455,940	11,455,940	11,455,940	11,455,940		11,455,940
Locuinte, servicii si dezvoltare publica (cod 70.07.03+70.07.05 la 70.07.07+70.07.50)	7007			11,455,940	11,455,940	11,455,940	11,455,940	11,455,940		11,455,940
Locuinte (cod 70.07.03.01+70.07.03.30)	700703			11,455,940	11,455,940	11,455,940	11,455,940	11,455,940		11,455,940
Alte cheltuieli in domeniul locuintelor	70070330			11,455,940	11,455,940	11,455,940	11,455,940	11,455,940		11,455,940
Partea V-a ACTIUNI ECONOMICE (cod 80.07+81.07+83.07+84.07+ 87.07)	7907			52,749,040	52,749,040	52,749,033	52,749,033	52,749,033		52,749,033
Transporturi (cod 84.07.03+ 84.07.06+84.07.50)	8407			52,749,040	52,749,040	52,749,033	52,749,033	52,749,033		52,749,033
Transport rutier (cod 84.07.03.01 la 84.07.03.03)	840703			52,749,040	52,749,040	52,749,033	52,749,033	52,749,033		52,749,033
Strazi	84070303			52,749,040	52,749,040	52,749,033	52,749,033	52,749,033		52,749,033
CHELTUIELILE SECTIUNII DE DEZVOLTARE(cod 70.07+59.07+63.07+70.07+74.07+79.07)	4907	23,000,000	23,000,000	23,000,000	23,000,000	6,593,431	6,593,431	6,593,431		6,593,431
Partea I-a SERVICII PUBLICE GENERALE(cod51.07+54.07)	5007	950,000	950,000	950,000	950,000	36,418	36,418	36,418		36,418
Alte servicii publice generale (cod 54.07.10+ 54.07.50)	5407	950,000	950,000	950,000	950,000	36,418	36,418	36,418		36,418
Alte servicii publice generale	540750	950,000	950,000	950,000	950,000	36,418	36,418	36,418		36,418
Partea III-a CHELTUIELI SOCIAL-CULTURALE (cod 65.07+66.07+67.07+68.07)	6307	1,610,890	1,610,890	1,610,890	1,610,890					
Invatamant (cod 65.07.03+65.07.04+65.07.05+65.07.07+61.07.11+65.07.13+65.07.50)	6507	1,610,890	1,610,890	1,610,890	1,610,890					
Alte cheltuieli In domeniul Invatamantului	650750	1,610,890	1,610,890	1,610,890	1,610,890					
Partea IV-a SERVICII SI DEZVOLTARE PUBLICA, LOCUINTE,MEDIU SI APE (cod 70.07+74.07)	6907	2,850,340	2,850,340	2,850,340	2,850,340	749,833	749,833	749,833		749,833
Protectia mediului (cod 74.07.03+74.07.05+74.07.06+74.07.50)	7407	2,850,340	2,850,340	2,850,340	2,850,340	749,833	749,833	749,833		749,833

145

A	B	1	2	3	4	5	6	7	8=6-7	9
Salubritate si gestiunea deseurilor (cod 74.07.05.01+74.07.05.02)	740705	2,850,340	2,850,340	2,850,340	2,850,340	749,833	749,833	749,833		749,833
Salubritate	74070501	2,850,340	2,850,340	2,850,340	2,850,340	749,833	749,833	749,833		749,833
Partea V-a ACTIUNI ECONOMICE (cod 80.07+81.07+83.07+84.07+ 87.07)	7907	17,588,770	17,588,770	17,588,770	17,588,770	5,807,180	5,807,180	5,807,180		5,807,180
Transporturi (cod 84.07.03+84.07.06+84.07.50D)	8407	17,588,770	17,588,770	17,588,770	17,588,770	5,807,180	5,807,180	5,807,180		5,807,180
Transport rutier (cod 84.07.03.01 la 84.07.03.03)	840703	17,588,770	17,588,770	17,588,770	17,588,770	5,807,180	5,807,180	5,807,180		5,807,180
Strazi	84070303	17,588,770	17,588,770	17,588,770	17,588,770	5,807,180	5,807,180	5,807,180		5,807,180

Nota: Se detaliaza pe structura clasificatiei economice (Anexa 7)

Conducatorul institutiei



Conducatorul compartimentului
financiar-contabil

156

BUGETUL IMPRUMUTURILOR EXTERNE SI INTERNE 5007

Anexa 7

CONTUL DE EXECUTIE AL INSTITUTIILOR PUBLICE - CHELTUIELI

la data de 31.12.2024

Cod 21 Capitol 5007

Subcapitol

-lei-

DENUMIREA INDICATORILOR*)	Cod indicator	Credite de angajament		Credite bugetare		Angajamente bugetare	Angajamente legale	Plati efectuate	Angajamente legale de platit	Cheltuieli efective
		Initiale	Definitive	Initiale	Definitive					
A	B	1	2	3	4	5	6	7	8=6-7	9
TOTAL CHELTUIELI(SECTIUNEA DE FUNCTIONARE+SECTIUNEA DE DEZVOLTARE)		23,000,000	23,000,000	92,350,760	92,350,760	75,944,184	75,944,184	75,944,184		75,944,184
SECTIUNEA DE FUNCTIONARE (cod 01+79+85)				69,350,760	69,350,760	69,350,753	69,350,753	69,350,753		69,350,753
OPERATIUNI FINANCIARE (cod 80+81)	79			69,350,760	69,350,760	69,350,753	69,350,753	69,350,753		69,350,753
TITLUL XIX RAMBURSARI DE CREDITE (cod 81.01+81.02+81.05)	81			69,350,760	69,350,760	69,350,753	69,350,753	69,350,753		69,350,753
Rambursari de credite interne (cod 81.02.01+81.02.02+81.02.05)	8102			69,350,760	69,350,760	69,350,753	69,350,753	69,350,753		69,350,753
Rambursari de credite aferente datoriei publice interne locale	810205			69,350,760	69,350,760	69,350,753	69,350,753	69,350,753		69,350,753
SECTIUNEA DE DEZVOLTARE (cod 51+55+56+58+60+61+70+81+85)		23,000,000	23,000,000	23,000,000	23,000,000	6,593,431	6,593,431	6,593,431		6,593,431
TITLUL X Proiecte cu finantare din fonduri externe nerambursabile aferente cadrului financiar 2014-2020 (cod 58.01 la 58.05+58.11+58.12+58.15+58.16+58.30)	58	17,588,770	17,588,770	17,588,770	17,588,770	5,807,180	5,807,180	5,807,180		5,807,180
Programe din Fondul European de Dezvoltare Regionala (FEDR) (cod 58.01.01 la 58.01.03)	5801	17,588,770	17,588,770	17,588,770	17,588,770	5,807,180	5,807,180	5,807,180		5,807,180
Cheltuieli neeligibile	580103	17,588,770	17,588,770	17,588,770	17,588,770	5,807,180	5,807,180	5,807,180		5,807,180
CHELTUIELI DE CAPITAL ((cod 71+72+75)	70	5,411,230	5,411,230	5,411,230	5,411,230	786,251	786,251	786,251		786,251
TITLUL XV ACTIVE NEFINANCIARE (cod 71.01 + 71.03)	71	5,411,230	5,411,230	5,411,230	5,411,230	786,251	786,251	786,251		786,251
Active fixe (cod 71.01.01 la 71.01.03+71.01.30)	7101	5,411,230	5,411,230	5,411,230	5,411,230	786,251	786,251	786,251		786,251
Alte active fixe	710130	5,411,230	5,411,230	5,411,230	5,411,230	786,251	786,251	786,251		786,251
TITLUL XVI RAMBURSARI DE CREDETE	81			69,350,760	69,350,760	69,350,753	69,350,753	69,350,753		69,350,753


A	B	1	2	3	4	5	6	7	8=6-7	9
OPERATIUNI FINANCIARE (cod 81)	79			69,350,760	69,350,760	69,350,753	69,350,753	69,350,753		69,350,753
A. CHELTUIELILE CURENTE (10+20+30+40+50+51+55+56+58+57+59+60+61)	01	17,588,770	17,588,770	17,588,770	17,588,770	5,807,180	5,807,180	5,807,180		5,807,180

*) Se inscriu denumirea si simbolul capitolelor din bugetul aprobat detaliate pe titluri , articole, alineate, pe structura clasificatiei economice

bugetele locale, bugetul creditelor externe, bugetul creditelor interne, bugetul fondurilor externe nerambursabile - sursa D, institutii finantate integral sau partial din venituri proprii/activitati finantate integral din veniturii proprii

NOTA: Sumele inscrise in col. 6 "Plati efectuate" cu semnul minus la Titlul 85, art. 85.01 "Plati efectuate din precedenti si recuperate in anul curent", se inscriu si pe col. 4 "Angajamente bugetare" si col. 5 "Angajamente legale" la acelasi cod tot cu semnul minus , astfel incat in col. 7 "Angajamente legale de platit" sa nu fie raportate sume.

Conducatorul institutiei



Conducatorul compartimentului
financiar-contabil

CONTUL DE EXECUTIE

A BUGETULUI INSTITUTIILOR PUBLICE SI ACTIVITATILOR FINANTATE INTEGRAL SAU PARTIAL DIN VENITURI PROPRII (DE SUBORDONARE LOCALA) -VENITUR

la data de 31.12.2024

Cod 20

0010 TOTAL

-lei-

Denumirea indicatorilor	Cod indicator	Prevederi bugetare		Drepturi constatate			Incasari realizate	Stingeri pe alte cai decat incasari	Drepturi constatate de incasat
		Initiale	Definitive	Total, din care:	din anii precedenti	din anul curent			
A	B	1	2	3=4+5	4	5	6	7	8=3-6-7
TOTAL VENITURI (cod 00.02+00.15+00.16+00.17+45.10+48.10)	000110	29,116,550	35,968,970	34,500,768	638,666	33,862,102	33,957,377		543,391
I. VENITURI CURENTE (cod 00.03+00.12)	0002	9,074,210	10,643,910	10,264,077	638,666	9,625,411	9,720,686		543,391
C. VENITURI NEFISCALE (cod 00.13+00.14)	2900	9,074,210	10,643,910	10,264,077	638,666	9,625,411	9,720,686		543,391
C1. VENITURI DIN PROPRIETATE (cod 30.10+31.10)	3000	286,580	339,730	262,437	11,357	251,080	249,212		13,225
Venituri din proprietate (cod 30.10.05+30.10.08+30.10.09+30.10.50)	3010	286,580	339,730	262,437	11,357	251,080	249,212		13,225
Venituri din concesiuni si inchirieri (cod 30.10.05.30)	301005	286,580	339,730	262,437	11,357	251,080	249,212		13,225
Alte venituri din concesiuni si inchirieri de catre institutiile publice	30100530	286,580	339,730	262,437	11,357	251,080	249,212		13,225
C2. VANZARI DE BUNURI SI SERVICII (cod 33.10+34.10+35.10+36.10+37.10)	3300	8,787,630	10,304,180	10,001,640	627,309	9,374,331	9,471,474		530,166
Venituri din prestari de servicii si alte activitati (cod 33.10.05+33.10.08+33.10.09+33.10.13+ 33.10.14+ 33.10.16+33.10.17+33.10.19 la 33.10.21+33.10.30 la 33.10.32+33.10.50)	3310	5,830,350	6,285,280	5,959,175	397,265	5,561,910	5,659,651		299,524
Taxe si alte venituri in invatamant	331005	27,000	65,500	56,536		56,536	56,536		
Venituri din prestari de servicii	331008	4,275,970	4,275,970	4,244,226	393,711	3,850,515	3,945,782		298,444
Contributia elevilor si studentilor pentru internate, camine si cantine.	331014	1,444,380	1,797,880	1,511,526	894	1,510,632	1,510,446		1,080
Alte venituri din prestari de servicii si alte activitati	331050	83,000	145,930	146,887	2,660	144,227	146,887		
Diverse venituri (cod 36.10.04+36.10.32+36.10.50)	3610	2,957,280	3,948,900	3,972,465	230,044	3,742,421	3,741,823		230,642
Alte venituri	361050	2,957,280	3,948,900	3,972,465	230,044	3,742,421	3,741,823		230,642
Transferuri voluntare, altele decat subventiile (cod 37.10.01+37.10.03+37.10.04+37.10.50)	3710		70,000	70,000		70,000	70,000		
Donatii si sponsorizari	371001		70,000	70,000		70,000	70,000		

A	B	1	2	3=4+5	4	5	6	7	8=3-6-7
Varsaminte din sectiunea de functionare pentru finantarea sectiunii de dezvoltare a bugetului local (cu semnul minus)	371003	-188,560	-188,560	-132,625		-132,625	-132,625		
Varsaminte din sectiunea de functionare	371004	188,560	188,560	132,625		132,625	132,625		
III. OPERATIUNI FINANCIARE (cod 40.10+41.10)	0016	951,340	951,340						
Încasări din rambursarea împrumuturilor acordate (cod. 40.10.15+40.10.16)	4010	951,340	951,340						
Sume utilizate din excedentul anului precedent pentru efectuarea de cheltuieli (cod. 40.10.15.01+40.10.15.02)	401015	951,340	951,340						
Sume utilizate de administratiile locale din excedentul anului precedent pentru sectiunea de functionare	40101501	824,020	824,020						
Sume utilizate de administratiile locale din excedentul anului precedent pentru sectiunea de dezvoltare	40101502	127,320	127,320						
IV. SUBVENTII (cod 00.18)	4100	19,091,000	24,373,720	24,236,691		24,236,691	24,236,691		
Subvenții de la alte administratii (cod 43.10.09+43.10.10+43.10.14 la 43.10.17+43.10.19 + 43.10.25 la 43.10.27+43.10.31+43.10.33+43.10.40+43.10.50)	4310	19,091,000	24,373,720	24,236,691		24,236,691	24,236,691		
Subvenții pentru institutii publice	431009	19,091,000	24,286,000	24,148,978		24,148,978	24,148,978		
Sume alocate de la bugetul local, conform OUG nr. 113/2024 pentru sectiunea de functionare	43104507		87,720	87,713		87,713	87,713		
VENITURILE SECTIUNII DE FUNCTIONARE (cod 00.02+00.16+00.17) - TOTAL	000110	28,800,670	35,653,090	34,368,143	638,666	33,729,477	33,824,752		543,391
I. VENITURI CURENTE (cod 00.03+00.12)	0002	8,885,650	10,455,350	10,131,452	638,666	9,492,786	9,588,061		543,391
C. VENITURI NEFISCALE (cod 00.13+00.14)	2900	8,885,650	10,455,350	10,131,452	638,666	9,492,786	9,588,061		543,391
C1. VENITURI DIN PROPRIETATE (cod 30.10 +31.10)	3000	286,580	339,730	262,437	11,357	251,080	249,212		13,225
Venituri din proprietate (cod 30.10.05+30.10.08+30.10.09+30.10.50)	3010	286,580	339,730	262,437	11,357	251,080	249,212		13,225
Venituri din concesiuni si inchirieri (cod 30.10.05.30)	301005	286,580	339,730	262,437	11,357	251,080	249,212		13,225
Alte venituri din concesiuni si inchirieri de catre institutiile publice	30100530	286,580	339,730	262,437	11,357	251,080	249,212		13,225
C2. VANZARI DE BUNURI SI SERVICII (cod 33.10+34.10+35.10+36.10+37.10)	3300	8,599,070	10,115,620	9,869,015	627,309	9,241,706	9,338,849		530,166
Venituri din prestari de servicii si alte activitati (cod 33.10.05+33.10.08+33.10.09+33.10.13+ 33.10.14 +33.10.16+33.10.17 +33.10.19 la 33.10.21+33.10.30 la 33.10.32+33.10.50)	3310	5,830,350	6,285,280	5,959,175	397,265	5,561,910	5,659,651		299,524
Taxe si alte venituri in invatamant	331005	27,000	65,500	56,536		56,536	56,536		
Venituri din prestari de servicii	331008	4,275,970	4,275,970	4,244,226	393,711	3,850,515	3,945,782		298,444
Contributia elevilor si studentilor pentru internate, camine si	331014	1,444,380	1,797,880	1,511,526	894	1,510,632	1,510,446		1,080

A	B	1	2	3=4+5	4	5	6	7	8=3-6-7
cantine.									
Alte venituri din prestari de servicii si alte activitati	331050	83,000	145,930	146,887	2,660	144,227	146,887		
Diverse venituri (cod 36.10.04+36.10.32+36.10.50)	3610	2,957,280	3,948,900	3,972,465	230,044	3,742,421	3,741,823		230,642
Alte venituri	361050	2,957,280	3,948,900	3,972,465	230,044	3,742,421	3,741,823		230,642
Transferuri voluntare, altele decât subvențiile (cod 37.10.01+37.10.03+37.10.50)	3710	-188,560	-118,560	-62,625		-62,625	-62,625		
Donatii si sponsorizari	371001		70,000	70,000		70,000	70,000		
Varsaminte din sectiunea de functionare pentru finantarea sectiunii de dezvoltare a bugetului local (cu semnul minus)	371003	-188,560	-188,560	-132,625		-132,625	-132,625		
III. OPERATIUNI FINANCIARE (cod 40.10+41.10)	0016	824,020	824,020						
Încasari din rambursarea împrumuturilor acordate (cod. 40.10.15)	4010	824,020	824,020						
Sume utilizate din excedentul anului precedent pentru efectuarea de cheltuieli (cod. 40.10.15.01)	401015	824,020	824,020						
Sume utilizate de administratiile locale din excedentul anului precedent pentru sectiunea de functionare	40101501	824,020	824,020						
IV. SUBVENTII (cod 00.18)	4100	19,091,000	24,373,720	24,236,691		24,236,691	24,236,691		
SUBVENTII DE LA ALTE NIVELE ALE ADMINISTRATIEI PUBLICE (cod 42.10+43.10)	0018	19,091,000	24,373,720	24,236,691		24,236,691	24,236,691		
Subventii de la alte administratii (cod 43.10.09+43.10.10+43.10.15+43.10.33+43.10.40)	4310	19,091,000	24,373,720	24,236,691		24,236,691	24,236,691		
Subventii pentru institutii publice	431009	19,091,000	24,286,000	24,148,978		24,148,978	24,148,978		
Sume alocate de la bugetul local, conform OUG nr. 113/2024 pentru sectiunea de functionare	43104507		87,720	87,713		87,713	87,713		
VENITURILE SECTIUNII DE DEZVOLTARE (cod 00.02+00.15+00.16+00.17+45.10+46.10+48.10) - TOTAL	000110	315,880	315,880	132,625		132,625	132,625		
I. VENITURI CURENTE (cod 00.12)	0002	188,560	188,560	132,625		132,625	132,625		
C. VENITURI NEFISCALE (cod 00.14)	2900	188,560	188,560	132,625		132,625	132,625		
C2. VANZARI DE BUNURI SI SERVICII (cod 36.10+37.10)	3300	188,560	188,560	132,625		132,625	132,625		
Transferuri voluntare, altele decât subvențiile (cod 37.10.04)	3710	188,560	188,560	132,625		132,625	132,625		
Varsaminte din sectiunea de functionare	371004	188,560	188,560	132,625		132,625	132,625		
III. OPERATIUNI FINANCIARE (cod 40.10)	0016	127,320	127,320						
Încasari din rambursarea împrumuturilor acordate (cod. 40.10.15+ 40.10.16)	4010	127,320	127,320						
Sume utilizate din excedentul anului precedent pentru efectuarea de cheltuieli (cod. 40.10.15.02)	401015	127,320	127,320						
Sume utilizate de administratiile locale din excedentul anului precedent pentru sectiunea de dezvoltare	40101502	127,320	127,320						

MUNICIPIUL PLOIEȘTI
 ROMANIA
 2024

DIRECTORUL ECONOMIEI

Anexa 11

CONTUL DE EXECUTIE
A BUGETULUI INSTITUTIILOR PUBLICE SI ACTIVITATILOR FINANTATE INTEGRAL SAU PARTIAL DIN VENITURI PROPRII (DE SUBORDONARE LOCALA) -CHELTUIELI

la data de **31.12.2024**


Denumirea indicatorilor *)	Cod indicator	Credite de angajament		Credite bugetare		Angajamente bugetare	Angajamente legale	Plati efectuate	Angajamente legale de platit	Cheltuieli efective
		Initiale	Definitive	Initiale	Definitive					
		1	2	3	4					
A	B	1	2	3	4	5	6	7	8=6-7	9
TOTAL CHELTUIELI - SECTIUNEA DE FUNCTIONARE + SECTIUNEA DE DEZVOLTARE (cod 50.10+59.10+63.10+70.10+74.10+79.10)	4910	315,880	315,880	29,116,550	35,968,970	34,306,655	34,306,655	34,306,655		34,762,266
Partea I-a SERVICII PUBLICE GENERALE (cod 54.10+55.10)	5010	9,880	9,880	5,613,910	5,613,910	5,270,896	5,270,896	5,270,896		4,848,959
Alte servicii publice generale (cod 54.10.10+54.10.50)	5410	9,880	9,880	5,613,910	5,613,910	5,270,896	5,270,896	5,270,896		4,848,959
Alte servicii publice generale	541050	9,880	9,880	5,613,910	5,613,910	5,270,896	5,270,896	5,270,896		4,848,959
Partea II-a APARARE, ORDINE PUBLICA SI SIGURANTA NATIONALA (cod 61.10)	5910			7,405,000	7,411,000	7,345,914	7,345,914	7,345,914		7,366,215
Ordine publica si siguranta nationala (cod 61.10.03+61.10.05+61.10.50)	6110			7,405,000	7,411,000	7,345,914	7,345,914	7,345,914		7,366,215
Ordine publica (cod 61.10.03.04)	611003			7,405,000	7,411,000	7,345,914	7,345,914	7,345,914		7,366,215
Politie locala	61100304			7,405,000	7,411,000	7,345,914	7,345,914	7,345,914		7,366,215
Partea III-a CHELTUIELI SOCIAL-CULTURALE (cod 65.10+66.10+67.10+68.10)	6310	306,000	306,000	16,097,640	22,944,060	21,689,845	21,689,845	21,689,845		22,547,092
Invatamant (cod 65.10.03 la 65.10.05+65.10.07+65.10.11+65.10.50)	6510	66,000	66,000	5,044,320	6,411,470	5,361,454	5,361,454	5,361,454		5,379,423
Invaatamant prescolar si primar (cod 65.10.03.01+65.10.03.02)	651003			3,067,250	3,989,250	3,598,306	3,598,306	3,598,306		3,580,451
Invatamant prescolar	65100301			3,067,250	3,989,250	3,598,306	3,598,306	3,598,306		3,580,451
Invatamant secundar (cod 65.10.04.01 la 65.10.04.03)	651004	66,000	66,000	1,977,070	2,422,220	1,763,148	1,763,148	1,763,148		1,798,972
Invatamant secundar inferior	65100401			118,430	152,580	102,607	102,607	102,607		89,910
Invatamant secundar superior	65100402	66,000	66,000	1,858,640	2,269,640	1,660,541	1,660,541	1,660,541		1,709,062

A	B	1	2	3	4	5	6	7	8=6-7	9
Cultura, recreere si religie (cod 67.10.03+67.10.05+67.10.50)	6710	240,000	240,000	11,053,320	16,532,590	16,328,391	16,328,391	16,328,391		17,167,669
Servicii culturale (cod 67.10.03.03 la 67.10.03.07+67.10.03.09 la 67.10.03.11+67.10.03.15+67.10.03.30)	671003			3,936,000	3,839,000	3,768,016	3,768,016	3,768,016		3,721,460
Case de cultura	67100306			3,936,000	3,839,000	3,768,016	3,768,016	3,768,016		3,721,460
Servicii recreative si sportive (cod 67.10.05.01)	671005	240,000	240,000	7,117,320	12,693,590	12,560,375	12,560,375	12,560,375		13,446,209
Sport	67100501	240,000	240,000	7,117,320	12,693,590	12,560,375	12,560,375	12,560,375		13,446,209
CHELTUIELILE SECTIUNII DE FUNCTIONARE (cod 50.10+59.10+63.10+70.10+74.10+79.10)	4910	315,880	315,880	29,116,550	35,968,970	34,306,655	34,306,655	34,306,655		34,762,266
Partea I-a SERVICII PUBLICE GENERALE (cod 51.10+54.10+55.10)	5010			5,604,030	5,604,030	5,270,896	5,270,896	5,270,896		4,772,550
Alte servicii publice generale (cod 54.10.10+54.10.50)	5410			5,604,030	5,604,030	5,270,896	5,270,896	5,270,896		4,772,550
Alte servicii publice generale	541050			5,604,030	5,604,030	5,270,896	5,270,896	5,270,896		4,772,550
Partea II-a APARARE, ORDINE PUBLICA SI SIGURANTA NATIONALA (cod 61.10)	5910			7,405,000	7,411,000	7,345,914	7,345,914	7,345,914		7,347,485
Ordine publica si siguranta nationala (cod 61.10.03+61.10.05+61.10.50)	6110			7,405,000	7,411,000	7,345,914	7,345,914	7,345,914		7,347,485
Ordine publica (cod 61.10.03.04)	611003			7,405,000	7,411,000	7,345,914	7,345,914	7,345,914		7,347,485
Politie locala	61100304			7,405,000	7,411,000	7,345,914	7,345,914	7,345,914		7,347,485
Partea III-a CHELTUIELI SOCIAL-CULTURALE (cod 65.10+66.10+67.10+68.10)	6310			15,791,640	22,638,060	21,434,795	21,434,795	21,434,795		22,441,760
Invatamant (cod 65.10.03 la 65.10.05+65.10.07+65.10.11+65.10.50)	6510			4,978,320	6,345,470	5,341,519	5,341,519	5,341,519		5,318,067
Invatamant prescolar si primar (cod 65.10.03.01+65.10.03.02)	651003			3,067,250	3,989,250	3,598,306	3,598,306	3,598,306		3,580,451
Invatamant prescolar	65100301			3,067,250	3,989,250	3,598,306	3,598,306	3,598,306		3,580,451
Invatamant secundar (cod 65.10.04.01 la 65.10.04.03)	651004			1,911,070	2,356,220	1,743,213	1,743,213	1,743,213		1,737,616
Invatamant secundar inferior	65100401			118,430	152,580	102,607	102,607	102,607		89,910
Invatamant secundar superior	65100402			1,792,640	2,203,640	1,640,606	1,640,606	1,640,606		1,647,706
Cultura, recreere si religie (cod 67.10.03+67.10.05+67.10.50)	6710			10,813,320	16,292,590	16,093,276	16,093,276	16,093,276		17,123,693
Servicii culturale (cod 67.10.03.03 la 67.10.03.07+67.10.03.09 la 67.10.03.11+67.10.03.15+67.10.03.30)	671003			3,936,000	3,839,000	3,768,016	3,768,016	3,768,016		3,689,416
Case de cultura	67100306			3,936,000	3,839,000	3,768,016	3,768,016	3,768,016		3,689,416
Servicii recreative si sportive (cod 67.10.05.01)	671005			6,877,320	12,453,590	12,325,260	12,325,260	12,325,260		13,434,277
Sport	67100501			6,877,320	12,453,590	12,325,260	12,325,260	12,325,260		13,434,277

A	B	1	2	3	4	5	6	7	8=6-7	9
CHELTUIELILE SECTIUNII DE DEZVOLTARE (cod 50.10+59.10+63.10+70.10+74.10+79.10)	4910	315,880	315,880	315,880	315,880	255,050	255,050	255,050		200,471
Partea I-a SERVICII PUBLICE GENERALE (cod 51.10+54.10)	5010	9,880	9,880	9,880	9,880					76,409
Alte servicii publice generale (cod 54.10.10+54.10.50)	5410	9,880	9,880	9,880	9,880					76,409
Alte servicii publice generale	541050	9,880	9,880	9,880	9,880					76,409
Partea II-a APARARE, ORDINE PUBLICA SI SIGURANTA NATIONALA (cod 61.10)	5910									18,730
Ordine publica si siguranta nationala (cod 61.10.03+61.10.05+61.10.50)	6110									18,730
Ordine publica (cod 61.10.03.04)	611003									18,730
Politie locala	61100304									18,730
Partea III-a CHELTUIELI SOCIAL-CULTURALE (cod 65.10+66.10+67.10+68.10)	6310	306,000	306,000	306,000	306,000	255,050	255,050	255,050		105,332
Invatamant (cod 65.10.03 la 65.10.05+65.10.07+65.10.11+65.10.50)	6510	66,000	66,000	66,000	66,000	19,935	19,935	19,935		61,356
Invatamant secundar (cod 65.10.04.01 la 65.10.04.03)	651004	66,000	66,000	66,000	66,000	19,935	19,935	19,935		61,356
Invatamant secundar superior	65100402	66,000	66,000	66,000	66,000	19,935	19,935	19,935		61,356
Cultura, recreere si religie (cod 67.10.03+67.10.05+67.10.50)	6710	240,000	240,000	240,000	240,000	235,115	235,115	235,115		43,976
Servicii culturale (cod 67.10.03.03 la 67.10.03.07+67.10.03.09 la 67.10.03.11+67.10.03.15+67.10.03.30)	671003									32,044
Case de cultura	67100306									32,044
Servicii recreative si sportive (cod 67.10.05.01)	671005	240,000	240,000	240,000	240,000	235,115	235,115	235,115		11,932
Sport	67100501	240,000	240,000	240,000	240,000	235,115	235,115	235,115		11,932

Nota: Se detaliaza pe structura clasificatiei economice (Anexa 7)

Conducatorul institutiei



Conducatorul compartimentului
financiar-contabil

5010 TOTAL CHELTUIELI

Anexa 7

CONTUL DE EXECUTIE AL INSTITUTIILOR PUBLICE - CHELTUIELI

la data de 31.12.2024

Cod 21 Capitol 5010

Subcapitol

-lei-

DENUMIREA INDICATORILOR*)	Cod indicator	Credite de angajament		Credite bugetare		Angajamente bugetare	Angajamente legale	Plati efectuate	Angajamente legale de platit	Cheltuieli efective
		Initiale	Definitive	Initiale	Definitive					
A	B	1	2	3	4	5	6	7	8=6-7	9
TOTAL CHELTUIELI(SECTIUNEA DE FUNCTIONARE+SECTIUNEA DE DEZVOLTARE)		315,880	315,880	29,116,550	35,968,970	34,306,655	34,306,655	34,306,655		34,762,266
SECTIUNEA DE FUNCTIONARE (cod 01+79+85)				28,800,670	35,653,090	34,051,605	34,051,605	34,051,605		34,561,795
CHELTUIELI CURENTE (10+20+30+40+50+51SF+55SF+57+59)	01			28,800,670	35,699,280	34,135,371	34,135,371	34,135,371		34,561,795
TITLUL I CHELTUIELI DE PERSONAL (cod 10.01 la 10.03)	10			15,839,280	15,121,200	14,885,116	14,885,116	14,885,116		14,793,763
Cheltuieli salariale in bani (cod 10.01.01+10.01.03 la 10.01.17+10.01.29 +10.01.30)	1001			14,934,780	14,230,560	14,009,597	14,009,597	14,009,597		13,941,108
Salarii de baza	100101			13,774,360	13,315,340	13,154,176	13,154,176	13,154,176		13,092,644
Sporuri pentru conditii de munca	100105			226,710	181,710	166,906	166,906	166,906		164,149
Alte sporuri	100106			500,160	391,050	386,302	386,302	386,302		388,555
Indemnizatii platite unor persoane din afara unitatii	100112			5,280						
Drepturi de delegare	100113			19,500	690	690	690	690		690
Indemnizatii de hrana	100117			404,770	339,770	300,997	300,997	300,997		294,544
Alte drepturi salariale in bani	100130			4,000	2,000	526	526	526		526
Cheltuieli salariale in natura (cod 10.02.01 la 10.02.06+10.02.30)	1002			519,800	492,920	489,977	489,977	489,977		466,877
Norme de hrana	100202			250,000	252,650	252,643	252,643	252,643		229,543
Vouchere de vacanta	100206			269,800	240,270	237,334	237,334	237,334		237,334
Contributii (cod 10.03.01 la 10.03.08)	1003			384,700	397,720	385,542	385,542	385,542		385,778
Contributii de asigurari sociale de stat	100301			63,000	74,320	74,004	74,004	74,004		71,015

A	B	1	2	3	4	5	6	7	8=6-7	9
Contributii pentru concedii si indemnizatii	100306			17,000						
Contributia asiguratorie pentru munca	100307			301,390	320,890	309,735	309,735	309,735		313,092
Contributii platite de angajator in numele angajatului	100308			3,310	2,510	1,803	1,803	1,803		1,671
TITLUL II BUNURI SI SERVICII (cod 20.01 la 20.06+20.09 la 20.16+20.18 la 20.25+20.27+20.30)	20			12,961,390	20,578,080	19,250,255	19,250,255	19,250,255		19,768,032
Bunuri si servicii (cod 20.01.01 la 20.01.09+20.01.30)	2001			2,533,700	3,422,060	3,034,753	3,034,753	3,034,753		3,050,005
Furnituri de birou	200101			59,200	74,700	60,198	60,198	60,198		57,866
Materiale pentru curatenie	200102			91,460	103,960	76,182	76,182	76,182		74,215
Incalzit, iluminat si forta motrica	200103			943,720	1,062,530	867,033	867,033	867,033		821,245
Apa, canal si salubritate	200104			167,400	280,400	238,926	238,926	238,926		216,694
Carburanti si lubrifianti	200105			124,900	124,100	112,710	112,710	112,710		107,430
Piese de schimb	200106			30,780	21,780	19,539	19,539	19,539		19,277
Transport	200107			370,000	578,430	561,420	561,420	561,420		684,515
Posta, telecomunicatii, radio, tv, internet	200108			124,360	131,160	122,608	122,608	122,608		118,712
Materiale si prestari de servicii cu caracter functional	200109			317,380	695,380	679,619	679,619	679,619		663,392
Alte bunuri si servicii pentru intretinere si functionare	200130			304,500	349,620	296,518	296,518	296,518		286,659
Reparatii curente	2002			183,480	256,480	228,525	228,525	228,525		195,029
Hrana (cod 20.03.01+20.03.02)	2003			4,517,380	6,115,380	5,407,714	5,407,714	5,407,714		5,459,686
Hrana pentru oameni	200301			4,517,380	6,115,380	5,407,714	5,407,714	5,407,714		5,459,686
Medicamente si materiale sanitare (cod 20.04.01 la 20.04.04)	2004			51,000	84,000	81,462	81,462	81,462		88,794
Medicamente	200401			40,000	65,000	63,723	63,723	63,723		72,398
Materiale sanitare	200402			11,000	19,000	17,739	17,739	17,739		16,396
Bunuri de natura obiectelor de inventar (cod 20.05.01+20.05.03+20.05.30)	2005			576,640	514,570	440,294	440,294	440,294		411,765
Uniforme si echipament	200501			352,740	274,860	273,281	273,281	273,281		261,045
Lenjerie si accesorii de pat	200503			11,980	11,980	4,198	4,198	4,198		804
Alte obiecte de inventar	200530			211,920	227,730	162,815	162,815	162,815		149,916
Deplasari, detasari, transferari (cod 20.06.01+20.06.02)	2006			13,360	10,910	6,817	6,817	6,817		6,817
Deplasari interne, detasari, transferari	200601			13,360	10,910	6,817	6,817	6,817		6,817
Carti, publicatii si materiale documentare	2011			5,720	6,390	5,895	5,895	5,895		4,102
Consultanta si expertiza	2012			30,000	65,000	64,152	64,152	64,152		72,531
Pregatire profesionala	2013			19,690	3,250	2,500	2,500	2,500		2,500

