

## CONTUL DE EXECUTIE A BUGETULUI LOCAL- VENITURI

la data de 30.09.2024

Cod 20

-lei-

Denumirea indicatorilor	Cod indicator	Prevederi bugetare		Drepturi constatate			Incasari realizate	Stingeri pe alte cai decat incasari	Drepturi constatate de incasat
		Aprobate la finele perioadei de raportare	Trimestriale cumulate	Total, din care:	din anii precedenti	din anul curent			
A	B	1	2	3=4+5	4	5	6	7	8=3-6-7
VENITURI -TOTAL(cod 00.02+00.15+00.16+00.17+45.02+4602+4702+4802)	000102	361,544,060	314,787,480	232,269,564	31,697,469	200,572,095	190,005,967	6,441,664	35,821,933
VENITURI PROPRII (cod 00.02-11.02-II 37.02+ 00.15)	4990	156,659,550	147,169,070	146,068,666	18,642,184	127,426,482	124,749,098	0	21,319,568
I. VENITURI CURENTE (cod 00.03+00.12)	0002	211,363,980	190,098,400	183,215,090	18,563,304	164,651,786	161,986,416	0	21,228,674
A. VENITURI FISCALE (cod 00.04+06.02+00.09+00.10+00.11)	0003	192,394,030	172,941,350	159,421,573	9,349,883	150,071,690	147,322,701	0	12,098,872
A1. IMPOZIT PE VENIT, PROFIT SI CASTIGURI DIN CAPITAL (cod 00.05+00.06+00.07)	0004	103,334,000	97,653,170	75,594,650	0	75,594,650	75,594,650	0	0
A1.2. IMPOZIT PE VENIT, PROFIT SI CASTIGURI DIN CAPITAL DE LA PERSOANE FIZICE( cod 03.02+04.02)	0006	103,334,000	97,653,170	75,594,650	0	75,594,650	75,594,650	0	0
Impozit pe venit (cod 03.02.17+ 03.02.18)	0302	1,490,000	1,337,000	1,282,700	0	1,282,700	1,282,700	0	0
Impozitul pe veniturile din transferul proprietatilor imobiliare din patrimoniul personal	030218	1,490,000	1,337,000	1,282,700	0	1,282,700	1,282,700	0	0
Cote si sume defalcate din impozitul pe venit (cod 04.02.01+04.02.04+04.02.05+04.02.06+04.02.07)	0402	101,844,000	96,316,170	74,311,950	0	74,311,950	74,311,950	0	0
Cote defalcate din impozitul pe venit	040201	98,844,000	93,625,170	71,989,092	0	71,989,092	71,989,092	0	0
Sume repartizate din Fondul la dispozitia Consiliului Judetean	040205	3,000,000	2,691,000	2,322,858	0	2,322,858	2,322,858	0	0
A3. IMPOZITE SI TAXE PE PROPRIETATE (cod 07.02)	0009	23,759,930	22,517,180	32,115,861	6,562,596	25,553,265	24,039,792	0	8,076,069
Impozite si taxe pe proprietate (07.02.01la 07.02.03+07.02.50)	0702	23,759,930	22,517,180	32,115,861	6,562,596	25,553,265	24,039,792	0	8,076,069
Impozit si taxa pe cladiri (cod 07.02.01.01+07.02.01.02)	070201	17,678,770	17,045,020	24,570,312	5,198,488	19,371,824	18,145,111	0	6,425,201
Impozit pe cladiri de la persoane fizice	07020101	5,881,000	5,881,000	7,392,380	970,310	6,422,070	5,941,588	0	1,450,792
Impozit si taxa pe cladiri de la persoane juridice	07020102	11,797,770	11,164,020	17,177,932	4,228,178	12,949,754	12,203,523	0	4,974,409
Impozit si taxa pe teren (cod 07.02.02.01 la 07.02.02.03)	070202	4,760,160	4,287,160	6,134,273	850,978	5,283,295	4,886,631	0	1,247,642

162

A	B	1	2	3=4+5	4	5	6	7	8=3-6-7
Impozit pe terenuri de la persoane fizice	07020201	2,341,000	2,105,000	3,088,293	444,719	2,643,574	2,383,762	0	704,531
Impozit si taxa pe teren de la persoane juridice	07020202	2,101,160	1,897,160	2,612,881	321,421	2,291,460	2,191,830	0	421,051
Impozitul pe terenul extravilan*)+Restante ani anteriori din impozitul pe terenul agricol-	07020203	318,000	285,000	433,099	84,838	348,261	311,039	0	122,060
Taxe judiciare de timbru si alte taxe de timbru	070203	1,321,000	1,185,000	1,411,276	513,130	898,146	1,008,050	0	403,226
<b>A4.IMPOZITE SI TAXE PE BUNURI SI SERVICII (cod 11.02+12.02+15.02+16.02)</b>	0010	65,082,100	52,576,000	51,391,153	2,730,900	48,660,253	47,437,918	0	3,953,235
Sume defalcate din TVA (cod 11.02.01+11.02.02+11.02.05+11.02.06+11.02.09)	1102	54,607,100	42,832,000	37,146,000	0	37,146,000	37,146,000	0	0
Sume defalcate din taxa pe valoarea adaugata pentru finantarea cheltuielilor descentralizate la nivelul comunelor, oraselor, municipiilor, sectoarelor si Municipiului Bucuresti	110202	41,675,100	31,204,000	26,890,000	0	26,890,000	26,890,000	0	0
Sume defalcate din taxa pe valoarea adaugata pentru echilibrarea bugetelor locale	110206	11,474,000	10,278,000	8,906,000	0	8,906,000	8,906,000	0	0
Sume defalcate din taxa pe valoare adaugata pentru finantarea invatamantului particular sau confesional acreditat	110209	1,458,000	1,350,000	1,350,000	0	1,350,000	1,350,000	0	0
Alte impozite si taxe generale pe bunuri si servicii (cod 12.02.07)	1202	0	0	55,011	55,011	0	0	0	55,011
Taxe hoteliere	120207	0	0	55,011	55,011	0	0	0	55,011
Taxe pe servicii specifice (cod 15.02.01+15.02.50)	1502	24,000	24,000	21,640	4,099	17,541	17,644	0	3,996
Impozit pe spectacole	150201	24,000	24,000	21,640	4,099	17,541	17,644	0	3,996
Taxe pe utilizarea bunurilor, autorizarea utilizarii bunurilor sau pe desfasurarea de activitati (cod 16.02.02+16.02.03+16.02.50)	1602	10,451,000	9,720,000	14,168,502	2,671,790	11,496,712	10,274,274	0	3,894,228
Impozit pe mijloacele de transport (cod 16.02.02.01+16.02.02.02)	160202	7,903,000	7,435,000	11,820,071	2,671,790	9,148,281	7,925,843	0	3,894,228
Impozit pe mijloacele de transport detinute de persoane fizice	16020201	5,592,000	5,362,000	8,429,611	1,866,465	6,563,146	5,660,863	0	2,768,748
Impozit pe mijloacele de transport detinute de persoane juridice	16020202	2,311,000	2,073,000	3,390,460	805,325	2,585,135	2,264,980	0	1,125,480
Taxe si tarife pentru eliberarea de licente si autorizatii de functionare	160203	52,000	46,000	41,255	0	41,255	41,255	0	0
Alte taxe pe utilizarea bunurilor, autorizarea utilizarii bunurilor sau pe desfasurarea de activitati	160250	2,496,000	2,239,000	2,307,176	0	2,307,176	2,307,176	0	0
<b>A6. ALTE IMPOZITE SI TAXE FISCALE (cod 18.02)</b>	0011	218,000	195,000	319,909	56,387	263,522	250,341	0	69,568
Alte impozite si taxe fiscale (cod 18.02.50)	1802	218,000	195,000	319,909	56,387	263,522	250,341	0	69,568
Alte impozite si taxe	180250	218,000	195,000	319,909	56,387	263,522	250,341	0	69,568
<b>C. VENITURI NEFISCALE (cod 00.13+00.14)</b>	0012	18,969,950	17,157,050	23,793,517	9,213,421	14,580,096	14,663,715	0	9,129,802

101

A	B	1	2	3=4+5	4	5	6	7	8=3-6-7
C1. VENITURI DIN PROPRIETATE (cod 30.02+31.02)	0013	11,877,620	10,792,720	11,027,452	535,923	10,491,529	9,996,582	0	1,030,870
Venituri din proprietate (cod 30.02.01+30.02.05+30.02.08+30.02.50)	3002	11,877,620	10,792,720	11,027,452	535,923	10,491,529	9,996,582	0	1,030,870
Venituri din concesiuni si inchirieri (cod 30.02.05.01+30.02.05.05+30.02.05.06+30.02.05.30)	300205	10,382,930	9,378,030	9,532,767	535,923	8,996,844	8,501,897	0	1,030,870
Redevente miniere	30020501	0	0	42	0	42	42	0	0
Alte venituri din concesiuni si inchirieri de catre institutiile publice	30020530	10,382,930	9,378,030	9,532,725	535,923	8,996,802	8,501,855	0	1,030,870
Venituri din dividende (cod 30.02.08.02+30.02.08.03)	300208	1,494,690	1,414,690	1,494,685	0	1,494,685	1,494,685	0	0
Venituri din dividende de la alti platitori	30020802	1,494,690	1,414,690	1,494,685	0	1,494,685	1,494,685	0	0
C2. VANZARI DE BUNURI SI SERVICII (cod 33.02+34.02+35.02+36.02+37.02)	0014	7,092,330	6,364,330	12,766,065	8,677,498	4,088,567	4,667,133	0	8,098,932
Venituri din prestari de servicii si alte activitati (cod 33.02.08+33.02.10+33.02.12+33.02.24+33.02.27+33.02.28+33.02.33+33.02.50)	3302	2,533,000	2,267,000	1,469,478	143,132	1,326,346	1,308,323	0	161,155
Venituri din prestari de servicii	330208	713,000	639,000	468,885	9,576	459,309	465,128	0	3,757
Contributia parintilor sau sustinatorilor legali pentru intretinerea copiilor in crese	330210	259,000	232,000	213,775	0	213,775	213,775	0	0
Contributia persoanelor beneficiare ale cantinelor de ajutor social	330212	39,000	34,000	30,903	0	30,903	30,903	0	0
Venituri din recuperarea cheltuielilor de judecata, imputatii si despagubiri	330228	9,000	6,000	140,046	133,556	6,490	6,429	0	133,617
Alte venituri din prestari de servicii si alte activitati	330250	1,513,000	1,356,000	615,869	0	615,869	592,088	0	23,781
Venituri din taxe administrative, eliberari permise (cod 34.02.02+34.02.50)	3402	79,000	71,000	61,286	0	61,286	61,286	0	0
Taxe extrajudiciare de timbru	340202	2,000	2,000	0	0	0	0	0	0
Alte venituri din taxe administrative, eliberari permise	340250	77,000	69,000	61,286	0	61,286	61,286	0	0
Amenzi, penalitati si confiscari (cod 35.02.01 la 35.02.03+35.02.50)	3502	3,069,000	2,752,000	9,789,316	7,571,878	2,217,438	2,314,742	0	7,474,574
Venituri din amenzi si alte sanctiuni aplicate potrivit dispozitiilor legale (cod 35.02.01.02)	350201	3,069,000	2,752,000	9,789,316	7,571,878	2,217,438	2,314,742	0	7,474,574
Venituri din amenzi si alte sanctiuni aplicate de catre alte institutii de specialitate	35020102	3,069,000	2,752,000	9,789,316	7,571,878	2,217,438	2,314,742	0	7,474,574
Diverse venituri (cod 36.02.01+36.02.05+36.02.06+36.02.07+36.02.11+36.02.14+36.02.22+36.02.23+36.02.31+36.02.32+36.02.47+36.02.50)	3602	1,314,000	1,177,000	1,348,653	962,488	386,165	885,450	0	463,203
Taxe speciale	360206	1,268,000	1,138,000	1,284,186	962,488	321,698	821,704	0	462,482

160

A	B	1	2	3=4+5	4	5	6	7	8=3-6-7
Alte venituri	360250	46,000	39,000	64,467	0	64,467	63,746	0	721
Transferuri voluntare, altele decat subventiile (cod 37.02.01+37.02.03 la 37.02.05+37.02.50)	3702	97,330	97,330	97,332	0	97,332	97,332	0	0
Donatii si sponsorizari	370201	97,330	97,330	97,332	0	97,332	97,332	0	0
Varsaminte din sectiunea de functionare pentru finantarea sectiunii de dezvoltare a bugetului local (cu semnul minus)	370203	-24,446,160	-20,716,160	-14,500,000	0	-14,500,000	-14,500,000	0	0
Varsaminte din sectiunea de functionare	370204	24,446,160	20,716,160	14,500,000	0	14,500,000	14,500,000	0	0
II. VENITURI DIN CAPITAL (cod 39.02)	0015	0	0	96,908	78,880	18,028	6,014	0	90,894
Venituri din valorificarea unor bunuri (cod 39.02.01+39.02.03+39.02.04+ 39.02.07+39.02.10)	3902	0	0	96,908	78,880	18,028	6,014	0	90,894
Venituri din valorificarea unor bunuri ale institutiilor publice	390201	0	0	91,635	78,864	12,771	741	0	90,894
Venituri din vanzarea locuintelor construite din fondurile statului	390203	0	0	21	16	5	21	0	0
Venituri din vanzarea unor bunuri apartinand domeniului privat al statului sau al unitatilor administrativ-teritoriale	390207	0	0	5,252	0	5,252	5,252	0	0
III. OPERATIUNI FINANCIARE (cod 40.02+41.02)	0016	0	0	6,236,250	0	6,236,250	6,236,250	0	0
Incasari din rambursarea imprumuturilor acordate (cod 40.02.06+40.02.07+40.02.10+40.02.11+40.02.13+40.02.14+40.02.50)	4002	0	0	6,236,250	0	6,236,250	6,236,250	0	0
Sume din excedentul bugetului local utilizate pentru finantarea cheltuielilor sectiunii de dezvoltare	400214	0	0	6,071,250	0	6,071,250	6,071,250	0	0
Sume din excedentul bugetului local utilizate pentru finantarea cheltuielilor sectiunii de functionare	400218	0	0	165,000	0	165,000	165,000	0	0
IV. SUBVENTII (cod 00.18)	0017	142,803,630	117,312,630	17,486,223	1,899,580	15,586,643	14,657,568	0	2,828,655
SUBVENTII DE LA ALTE NIVELE ALE ADMINISTRATIEI PUBLICE (cod 42.02+43.02)	0018	142,803,630	117,312,630	17,486,223	1,899,580	15,586,643	14,657,568	0	2,828,655
Subventii de la bugetul de stat (cod 42.02.01+42.02.05+42.02.10+42.02.12+42.02.13+42.02.14+ 42.02.15+ 42.02.16+42.02.18+42.02.20+42.02.21+42.02.28+ 42.02.29+ 42.02.32+42.02.33+42.02.34+ 42.02.35+ 42.02.40 la 42.02.42+ 42.02.45+ 42.02.51+42.02.52+42.02.54+ 42.02.55+ 42.02.62+ 42.02.65 la 42.02.67+42.02.69+ 42.02.73+42.02.79+42.02.80+ 42.02.81+42.02.82+ 42.02.84 la 42.02.97)	4202	137,803,660	115,444,360	16,877,953	1,899,580	14,978,373	14,657,568	0	2,220,385
Subventii pentru acordarea ajutorului pentru incalzirea locuintei cu lemne, carbuni, combustibili petrolieri	420234	25,740	25,740	28,380	0	28,380	28,380	0	0
Subventii din bugetul de stat pentru finantarea sanatatii	420241	245,000	245,000	71,830	0	71,830	71,830	0	0

A	B	1	2	3=4+5	4	5	6	7	8=3-6-7
Sume primite de administratiile locale in cadrul programelor FEAGA implementate de APIA	420242	486,210	486,210	486,206	0	486,206	486,206	0	0
Subventii pentru finantarea locuintelor sociale	420255	2,527,080	2,527,080	2,029,806	0	2,029,806	2,029,806	0	0
Subventii din bugetul de stat alocate conform contractelor incheiate cu directiile de sanatate publica	420266	3,122,000	2,531,000	2,361,021	0	2,361,021	2,361,021	0	0
Subventii de la bugetul de stat catre bugetele locale necesare sustinerii derularii proiectelor finantate din fonduri externe nerambursabile (FEN) postaderare, aferente perioadei de programare 2014 - 2020	420269	2,110,600	2,110,600	3,904,280	1,706,266	2,198,014	2,116,396	0	1,787,884
Subventii de la bugetul de stat catre bugetele locale pentru Programul national de investitii „Anghel Saligny”	420287	4,402,150	4,402,150	102,150	101,104	1,046	102,150	0	0
Alocari de sume din PNRR aferente asistentei financiare nerambursabile (cod 42.02.88.01 la 42.02.88.04)	420288	55,597,200	54,551,680	6,660,915	0	6,660,915	6,660,915	0	0
Fonduri europene nerambursabile	42028801	46,693,970	45,814,970	5,601,458	0	5,601,458	5,601,458	0	0
Sume aferente TVA	42028803	8,903,230	8,736,710	1,059,457	0	1,059,457	1,059,457	0	0
Alocari de sume din PNRR aferente componentei împrumuturi (cod 42.02.89.01 la 42.02.89.03)	420289	69,287,680	48,564,900	1,233,365	92,210	1,141,155	800,864	0	432,501
Fonduri din împrumut rambursabil	42028901	58,225,370	40,809,870	1,054,928	84,677	970,251	691,482	0	363,446
Sume aferente TVA	42028903	11,062,310	7,755,030	178,437	7,533	170,904	109,382	0	69,055
Subventii de la alte administratii (cod. 43.02.01+43.02.04+43.02.07+43.02.08+43.02.20+43.02.21+43.02.23 +43.02.24 + 43.02.28 la 43.02.31+43.02.34 la 43.02.51)	4302	4,999,970	1,868,270	608,270	0	608,270	0	0	608,270
Sume alocate din sumele obtinute în urma scoaterii la licitatie a certificatelor de emisii de gaze cu efect de seră pentru finantarea proiectelor de investitii	430244	4,999,970	1,868,270	0	0	0	0	0	0
Sume alocate din PNRR aferente componentei împrumuturi (cod 43.02.48.01 la 43.02.48.03)	430248	0	0	133,278	0	133,278	0	0	133,278
Fonduri din împrumut rambursabil	43024801	0	0	112,071	0	112,071	0	0	112,071
Sume aferente TVA	43024803	0	0	21,207	0	21,207	0	0	21,207
Sume alocate din PNRR aferente asistentei financiare nerambursabile (cod 43.02.49.01 la 43.02.49.03)	430249	0	0	474,992	0	474,992	0	0	474,992
Fonduri europene nerambursabile	43024901	0	0	399,153	0	399,153	0	0	399,153
Sume aferente TVA	43024903	0	0	75,839	0	75,839	0	0	75,839
Sume primite de la UE/alti donatori in contul platilor efectuate si prefinantari ( cod 45.02.01 la	4502	300,000	300,000	0	0	0	0	0	0

A	B	1	2	3=4+5	4	5	6	7	8=3-6-7
45.02.05+45.02.07+45.02.08+45.02.15 la 45.02.21+45.02.48 la 45.02.72)									
Fondul European de Dezvoltare Regionala (FEDR), aferent cadrului financiar 2021-2027 (cod 45.02.48.01 la 45.02.48.03)	450248	300,000	300,000	0	0	0	0	0	0
Sume primite în contul platilor efectuate în anul curent	45024801	300,000	300,000	0	0	0	0	0	0
Sume primite de la UE/alti donatori în contul platilor efectuate si prefinantari aferente cadrului financiar 2014-2020 (cod 48.02.01 la 48.02.05+48.02.11+48.02.12+48.02.15+48.02.19)	4802	7,076,450	7,076,450	25,235,093	11,155,705	14,079,388	7,119,719	6,441,664	11,673,710
Fondul European de Dezvoltare Regionala (FEDR) (cod 48.02.01.01 la 48.02.01.03)	480201	7,076,450	7,076,450	25,235,093	11,155,705	14,079,388	7,119,719	6,441,664	11,673,710
Sume primite în contul platilor efectuate în anul curent	48020101	0	0	9,877,778	9,877,778	0	0	6,441,664	3,436,114
Sume primite în contul platilor efectuate in anii anteriori	48020102	7,076,450	7,076,450	15,357,315	1,277,927	14,079,388	7,119,719	0	8,237,596
VENITURILE SECTIUNII DE FUNCTIONARE (cod 00.02+00.16+00.17+4702)-TOTAL	000102	190,796,770	172,670,190	171,827,527	18,563,304	153,264,223	150,598,853	0	21,228,674
VENITURI PROPRII (00.02-11.02-37.02)	4990	156,659,550	147,169,070	145,971,758	18,563,304	127,408,454	124,743,084	0	21,228,674
I. VENITURI CURENTE (cod 00.03+00.12)	0002	186,917,820	169,382,240	168,715,090	18,563,304	150,151,786	147,486,416	0	21,228,674
A. VENITURI FISCALE (cod 00.04+06.02+00.09+00.10+00.11)	0003	192,394,030	172,941,350	159,421,573	9,349,883	150,071,690	147,322,701	0	12,098,872
A1. IMPOZIT PE VENIT, PROFIT SI CASTIGURI DIN CAPITAL (cod 00.05+00.06+00.07)	0004	103,334,000	97,653,170	75,594,650	0	75,594,650	75,594,650	0	0
A1.2. IMPOZIT PE VENIT, PROFIT SI CASTIGURI DIN CAPITAL DE LA PERSOANE FIZICE( cod 03.02+04.02)	0006	103,334,000	97,653,170	75,594,650	0	75,594,650	75,594,650	0	0
Impozit pe venit (cod 03.02.17+ 03.02.18)	0302	1,490,000	1,337,000	1,282,700	0	1,282,700	1,282,700	0	0
Impozitul pe veniturile din transferul proprietatilor imobiliare din patrimoniul personal	030218	1,490,000	1,337,000	1,282,700	0	1,282,700	1,282,700	0	0
Cote si sume defalcate din impozitul pe venit (cod 04.02.01+04.02.04)	0402	101,844,000	96,316,170	74,311,950	0	74,311,950	74,311,950	0	0
Cote defalcate din impozitul pe venit	040201	98,844,000	93,625,170	71,989,092	0	71,989,092	71,989,092	0	0
Sume repartizate din Fondul la dispozitia Consiliului Judetean	040205	3,000,000	2,691,000	2,322,858	0	2,322,858	2,322,858	0	0
A3. IMPOZITE SI TAXE PE PROPRIETATE (cod 07.02)	0009	23,759,930	22,517,180	32,115,861	6,562,596	25,553,265	24,039,792	0	8,076,069
Impozite si taxe pe proprietate (cod 07.02.01 la 07.02.03+07.02.50)	0702	23,759,930	22,517,180	32,115,861	6,562,596	25,553,265	24,039,792	0	8,076,069
Impozit si taxa pe cladiri (cod 07.02.01.01+07.02.01.02)	070201	17,678,770	17,045,020	24,570,312	5,198,488	19,371,824	18,145,111	0	6,425,201
Impozit pe cladiri de la persoane fizice	07020101	5,881,000	5,881,000	7,392,380	970,310	6,422,070	5,941,588	0	1,450,792
Impozit si taxa pe cladiri de la persoane juridice	07020102	11,797,770	11,164,020	17,177,932	4,228,178	12,949,754	12,203,523	0	4,974,409
Impozit si taxa pe teren (cod 07.02.02.01 la 07.02.02.03)	070202	4,760,160	4,287,160	6,134,273	850,978	5,283,295	4,886,631	0	1,247,642

157

A	B	1	2	3=4+5	4	5	6	7	8=3-6-7
Impozit pe terenuri de la persoane fizice	07020201	2,341,000	2,105,000	3,088,293	444,719	2,643,574	2,383,762	0	704,531
Impozit si taxa pe teren de la persoane juridice	07020202	2,101,160	1,897,160	2,612,881	321,421	2,291,460	2,191,830	0	421,051
Impozitul pe terenul extravilan*)+Restante anii anteriori din impozitul pe terenul agricol-	07020203	318,000	285,000	433,099	84,838	348,261	311,039	0	122,060
Taxe judiciare de timbru si alte taxe de timbru	070203	1,321,000	1,185,000	1,411,276	513,130	898,146	1,008,050	0	403,226
A4. IMPOZITE SI TAXE PE BUNURI SI SERVICII (cod 11.02+12.02+15.02+16.02)	0010	65,082,100	52,576,000	51,391,153	2,730,900	48,660,253	47,437,918	0	3,953,235
Sume defalcate din TVA (cod 11.02.01+11.02.02+11.02.05+11.02.06+11.02.09)	1102	54,607,100	42,832,000	37,146,000	0	37,146,000	37,146,000	0	0
Sume defalcate din taxa pe valoarea adaugata pentru finantarea cheltuielilor descentralizate la nivelul comunelor, oraselor, municipiilor, sectoarelor si Municipiului Bucuresti	110202	41,675,100	31,204,000	26,890,000	0	26,890,000	26,890,000	0	0
Sume defalcate din taxa pe valoarea adaugata pentru echilibrarea bugetelor locale	110206	11,474,000	10,278,000	8,906,000	0	8,906,000	8,906,000	0	0
Sume defalcate din taxa pe valoare adaugata pentru finantarea invatamantului particular sau confesional acreditat	110209	1,458,000	1,350,000	1,350,000	0	1,350,000	1,350,000	0	0
Alte impozite si taxe generale pe bunuri si servicii (cod 12.02.07 + 12.02.18)	1202	0	0	55,011	55,011	0	0	0	55,011
Taxe hoteliere	120207	0	0	55,011	55,011	0	0	0	55,011
Taxe pe servicii specifice (cod 15.02.01+15.02.50)	1502	24,000	24,000	21,640	4,099	17,541	17,644	0	3,996
Impozit pe spectacole	150201	24,000	24,000	21,640	4,099	17,541	17,644	0	3,996
Taxe pe utilizarea bunurilor, autorizarea utilizarii bunurilor sau pe desfasurarea de activitati (cod 16.02.02+16.02.03+16.02.50)	1602	10,451,000	9,720,000	14,168,502	2,671,790	11,496,712	10,274,274	0	3,894,228
Impozit pe mijloacele de transport (cod 16.02.02.01+16.02.02.02)	160202	7,903,000	7,435,000	11,820,071	2,671,790	9,148,281	7,925,843	0	3,894,228
Impozit pe mijloacele de transport detinute de persoane fizice	16020201	5,592,000	5,362,000	8,429,611	1,866,465	6,563,146	5,660,863	0	2,768,748
Impozit pe mijloacele de transport detinute de persoane juridice	16020202	2,311,000	2,073,000	3,390,460	805,325	2,585,135	2,264,980	0	1,125,480
Taxe si tarife pentru eliberarea de licente si autorizatii de functionare	160203	52,000	46,000	41,255	0	41,255	41,255	0	0
Alte taxe pe utilizarea bunurilor, autorizarea utilizarii bunurilor sau pe desfasurarea de activitati	160250	2,496,000	2,239,000	2,307,176	0	2,307,176	2,307,176	0	0
A6. ALTE IMPOZITE SI TAXE FISCALE (cod 18.02)	0011	218,000	195,000	319,909	56,387	263,522	250,341	0	69,568
Alte impozite si taxe fiscale (cod 18.02.50)	1802	218,000	195,000	319,909	56,387	263,522	250,341	0	69,568
Alte impozite si taxe	180250	218,000	195,000	319,909	56,387	263,522	250,341	0	69,568
C. VENITURI NEFISCALE (cod 00.13+00.14)	0012	-5,476,210	-3,559,110	9,293,517	9,213,421	80,096	163,715	0	9,129,802

A	B	1	2	3=4+5	4	5	6	7	8=3-6-7
C1. VENITURI DIN PROPRIETATE (cod 30.02+31.02)	0013	11,877,620	10,792,720	11,027,452	535,923	10,491,529	9,996,582	0	1,030,870
Venituri din proprietate (cod 30.02.01+30.02.05+30.02.08+30.02.50)	3002	11,877,620	10,792,720	11,027,452	535,923	10,491,529	9,996,582	0	1,030,870
Venituri din concesiuni si inchirieri (cod 30.02.05.01+30.02.05.05+30.02.05.06+30.02.05.30)	300205	10,382,930	9,378,030	9,532,767	535,923	8,996,844	8,501,897	0	1,030,870
Redevente miniere	30020501	0	0	42	0	42	42	0	0
Alte venituri din concesiuni si inchirieri de catre institutiile publice	30020530	10,382,930	9,378,030	9,532,725	535,923	8,996,802	8,501,855	0	1,030,870
Venituri din dividende (cod 30.02.08.02+30.02.08.03)	300208	1,494,690	1,414,690	1,494,685	0	1,494,685	1,494,685	0	0
Venituri din dividende de la alti platitori	30020802	1,494,690	1,414,690	1,494,685	0	1,494,685	1,494,685	0	0
C2. VANZARI DE BUNURI SI SERVICII (cod 33.02+34.02+35.02+36.02+37.02)	0014	-17,353,830	-14,351,830	-1,733,935	8,677,498	-10,411,433	-9,832,867	0	8,098,932
Venituri din prestari de servicii si alte activitati (cod 33.02.08+33.02.10+33.02.12+33.02.24+33.02.27+33.02.28+33.02.33+33.02.50)	3302	2,533,000	2,267,000	1,469,478	143,132	1,326,346	1,308,323	0	161,155
Venituri din prestari de servicii	330208	713,000	639,000	468,885	9,576	459,309	465,128	0	3,757
Contributia parintilor sau sustinatorilor legali pentru intretinerea copiilor in crese	330210	259,000	232,000	213,775	0	213,775	213,775	0	0
Contributia persoanelor beneficiare ale cantinelor de ajutor social	330212	39,000	34,000	30,903	0	30,903	30,903	0	0
Venituri din recuperarea cheltuielilor de judecata, imputatii si despagubiri	330228	9,000	6,000	140,046	133,556	6,490	6,429	0	133,617
Alte venituri din prestari de servicii si alte activitati	330250	1,513,000	1,356,000	615,869	0	615,869	592,088	0	23,781
Venituri din taxe administrative, eliberari permise (cod 34.02.02+34.02.50)	3402	79,000	71,000	61,286	0	61,286	61,286	0	0
Taxe extrajudiciare de timbru	340202	2,000	2,000	0	0	0	0	0	0
Alte venituri din taxe administrative, eliberari permise	340250	77,000	69,000	61,286	0	61,286	61,286	0	0
Amenzi, penalitati si confiscari (cod 35.02.01 la 35.02.03+35.02.50)	3502	3,069,000	2,752,000	9,789,316	7,571,878	2,217,438	2,314,742	0	7,474,574
Venituri din amenzi si alte sanctiuni aplicate potrivit dispozitiilor legale (cod 35.02.01.02)	350201	3,069,000	2,752,000	9,789,316	7,571,878	2,217,438	2,314,742	0	7,474,574
Venituri din amenzi si alte sanctiuni aplicate de catre alte institutii de specialitate	35020102	3,069,000	2,752,000	9,789,316	7,571,878	2,217,438	2,314,742	0	7,474,574
Diverse venituri (cod 36.02.01+36.02.05+36.02.06+36.02.11+36.02.14+36.02.32+36.02.50)	3602	1,314,000	1,177,000	1,348,653	962,488	386,165	885,450	0	463,203
Taxe speciale	360206	1,268,000	1,138,000	1,284,186	962,488	321,698	821,704	0	462,482



155

A	B	1	2	3=4+5	4	5	6	7	8=3-6-7
Alte venituri	360250	46,000	39,000	64,467	0	64,467	63,746	0	721
Transferuri voluntare, altele decat subventiile (cod 37.02.01+37.02.03+37.02.50)	3702	-24,348,830	-20,618,830	-14,402,668	0	-14,402,668	-14,402,668	0	0
Donatii si sponsorizari	370201	97,330	97,330	97,332	0	97,332	97,332	0	0
Varsaminte din sectiunea de functionare pentru finantarea sectiunii de dezvoltare a bugetului local ( cu semnul minus)	370203	-24,446,160	-20,716,160	-14,500,000	0	-14,500,000	-14,500,000	0	0
III. OPERATIUNI FINANCIARE (cod 40.02+41.02)	0016	0	0	165,000	0	165,000	165,000	0	0
Încasari din rambursarea împrumuturilor acordate (cod 40.02.06+40.02.07+40.02.10+40.02.11+40.02.50)	4002	0	0	165,000	0	165,000	165,000	0	0
Sume din excedentul bugetului local utilizate pentru finantarea cheltuielilor sec?iunii de func?ionare	400218	0	0	165,000	0	165,000	165,000	0	0
IV. SUBVENTII (cod 00.18)	0017	3,878,950	3,287,950	2,947,437	0	2,947,437	2,947,437	0	0
SUBVENTII DE LA ALTE NIVELE ALE ADMINISTRATIEI PUBLICE (cod 42.02+43.02)	0018	3,878,950	3,287,950	2,947,437	0	2,947,437	2,947,437	0	0
Subventii de la bugetul de stat (cod 42.02.21+42.02.28+42.02.32 la 42.02.36+ 42.02.41+ 42.02.42+42.02.44+42.02.45+ 42.02.51+ 42.02.54+42.02.66 la 42.02.97)	4202	3,878,950	3,287,950	2,947,437	0	2,947,437	2,947,437	0	0
Subventii pentru acordarea ajutorului pentru încălzirea locuintei cu lemne, carbuni, combustibili petrolieri	420234	25,740	25,740	28,380	0	28,380	28,380	0	0
Subventii din bugetul de stat pentru finantarea sanatatii	420241	245,000	245,000	71,830	0	71,830	71,830	0	0
Sume primite de administratiile locale în cadrul programelor FEAGA implementate de APIA	420242	486,210	486,210	486,206	0	486,206	486,206	0	0
Subventii din bugetul de stat alocate conform contractelor încheiate cu directiile de sanatate publica	420266	3,122,000	2,531,000	2,361,021	0	2,361,021	2,361,021	0	0
VENITURILE SECTIUNII DE DEZVOLTARE (00.02+00.15+00.16+00.17+45.02+46.02+48.02) - TOTAL	000102	170,747,290	142,117,290	60,442,037	13,134,165	47,307,872	39,407,114	6,441,664	14,593,259
VENITURI PROPRII (cod 00.02-11.02-37.02+00.15)	4990	0	0	96,908	78,880	18,028	6,014	0	90,894
I. VENITURI CURENTE (cod 00.03+00.12)	0002	24,446,160	20,716,160	14,500,000	0	14,500,000	14,500,000	0	0
C. VENITURI NEFISCALE (cod 00.14)	0012	24,446,160	20,716,160	14,500,000	0	14,500,000	14,500,000	0	0
C2. VANZARI DE BUNURI SI SERVICII (cod 36.02+37.02)	0014	24,446,160	20,716,160	14,500,000	0	14,500,000	14,500,000	0	0
Transferuri voluntare, altele decat subventiile (cod 37.02.04+37.02.05)	3702	24,446,160	20,716,160	14,500,000	0	14,500,000	14,500,000	0	0
Varsaminte din sectiunea de functionare	370204	24,446,160	20,716,160	14,500,000	0	14,500,000	14,500,000	0	0
II. VENITURI DIN CAPITAL (cod 39.02)	0015	0	0	96,908	78,880	18,028	6,014	0	90,894
Venituri din valorificarea unor bunuri (cod 39.02.01+39.02.03+39.02.04+39.02.07+39.02.10)	3902	0	0	96,908	78,880	18,028	6,014	0	90,894
Venituri din valorificarea unor bunuri ale institutiilor publice	390201	0	0	91,635	78,864	12,771	741	0	90,894

953

A	B	1	2	3=4+5	4	5	6	7	8=3-6-7
Venituri din vanzarea locuintelor construite din fondurile statului	390203	0	0	21	16	5	21	0	0
Venituri din vanzarea unor bunuri apartinand domeniului privat al statului sau al unitatilor administrativ-teritoriale	390207	0	0	5,252	0	5,252	5,252	0	0
<b>III. OPERATIUNI FINANCIARE (cod 40.02+41.02)</b>	0016	0	0	6,071,250	0	6,071,250	6,071,250	0	0
Incasari din rambursarea împrumuturilor acordate (cod 40.02.13+40.02.14+40.02.16)	4002	0	0	6,071,250	0	6,071,250	6,071,250	0	0
Sume din excedentul bugetului local utilizate pentru finantarea cheltuielilor sectiunii de dezvoltare	400214	0	0	6,071,250	0	6,071,250	6,071,250	0	0
<b>IV. SUBVENTII (cod 00.18)</b>	0017	138,924,680	114,024,680	14,538,786	1,899,580	12,639,206	11,710,131	0	2,828,655
<b>SUBVENTII DE LA ALTE NIVELE ALE ADMINISTRATIEI PUBLICE (cod 42.02+43.02)</b>	0018	138,924,680	114,024,680	14,538,786	1,899,580	12,639,206	11,710,131	0	2,828,655
Subventii de la bugetul de stat (cod 42.02.01+42.02.05+42.02.10+42.02.12+42.02.13+ 42.02.14+ 42.02.15+ 42.02.16+ 42.02.18+42.02.20+42.02.29+42.02.33+42.02.40+ 42.02.51+42.02.52+42.02.55+ 42.02.62+42.02.65+ 42.02.67+ 42.02.69+42.02.79+42.02.84 +42.02.85+ 42.02.87 la 42.02.92)	4202	133,924,710	112,156,410	13,930,516	1,899,580	12,030,936	11,710,131	0	2,220,385
Subventii pentru finantarea locuintelor sociale	420255	2,527,080	2,527,080	2,029,806	0	2,029,806	2,029,806	0	0
Subventii de la bugetul de stat catre bugetele locale necesare sustinerii derularii proiectelor finantate din fonduri externe nerambursabile (FEN) postaderare, aferente perioadei de programare 2014 - 2020	420269	2,110,600	2,110,600	3,904,280	1,706,266	2,198,014	2,116,396	0	1,787,884
Subventii de la bugetul de stat catre bugetele locale pentru Programul national de investitii „Anghel Saligny”	420287	4,402,150	4,402,150	102,150	101,104	1,046	102,150	0	0
Alocari de sume din PNRR aferente asistentei financiare nerambursabile (cod 42.02.88.01 la 42.02.88.04)	420288	55,597,200	54,551,680	6,660,915	0	6,660,915	6,660,915	0	0
Fonduri europene nerambursabile	42028801	46,693,970	45,814,970	5,601,458	0	5,601,458	5,601,458	0	0
Sume aferente TVA	42028803	8,903,230	8,736,710	1,059,457	0	1,059,457	1,059,457	0	0
Alocari de sume din PNRR aferente componentei împrumuturi (cod 42.02.89.01 la 42.02.89.03)	420289	69,287,680	48,564,900	1,233,365	92,210	1,141,155	800,864	0	432,501
Fonduri din împrumut rambursabil	42028901	58,225,370	40,809,870	1,054,928	84,677	970,251	691,482	0	363,446
Sume aferente TVA	42028903	11,062,310	7,755,030	178,437	7,533	170,904	109,382	0	69,055
Subventii de la alte administratii (cod 43.02.31+43.02.39+43.02.44+43.02.47+43.02.48+43.02.49+4	4302	4,999,970	1,868,270	608,270	0	608,270	0	0	608,270

A	B	1	2	3=4+5	4	5	6	7	8=3-6-7
3.02.50)									
Sume alocate din sumele obtinute în urma scoaterii la licitatie a certificatelor de emisii de gaze cu efect de ser? pentru finan?area proiectelor de investi?ii	430244	4,999,970	1,868,270	0	0	0	0	0	0
Sume alocate din PNRR aferente componentei împrumuturi (cod 43.02.48.01 la 43.02.48.03)	430248	0	0	133,278	0	133,278	0	0	133,278
Fonduri din împrumut rambursabil	43024801	0	0	112,071	0	112,071	0	0	112,071
Sume aferente TVA	43024803	0	0	21,207	0	21,207	0	0	21,207
Sume alocate din PNRR aferente asistentei financiare nerambursabile (cod 43.02.49.01 la 43.02.49.03)	430249	0	0	474,992	0	474,992	0	0	474,992
Fonduri europene nerambursabile	43024901	0	0	399,153	0	399,153	0	0	399,153
Sume aferente TVA	43024903	0	0	75,839	0	75,839	0	0	75,839
Sume primite de la UE/alti donatori în contul platilor efectuate si prefinantari ( cod 45.02.01 la 45.02.05+45.02.07+45.02.08+45.02.15 la 45.02.21+45.02.48 la 45.02.72)	4502	300,000	300,000	0	0	0	0	0	0
Fondul European de Dezvoltare Regionala (FEDR), aferent cadrului financiar 2021-2027 (cod 45.02.48.01 la 45.02.48.03)	450248	300,000	300,000	0	0	0	0	0	0
Sume primite în contul platilor efectuate în anul curent	45024801	300,000	300,000	0	0	0	0	0	0
Sume primite de la UE/alti donatori în contul platilor efectuate si prefinantari aferente cadrului financiar 2014-2020 (cod 48.02.01 la 48.02.05+48.02.11+48.02.12+48.02.15+48.02.19)	4802	7,076,450	7,076,450	25,235,093	11,155,705	14,079,388	7,119,719	6,441,664	11,673,710
Fondul European de Dezvoltare Regionala (FEDR) (cod 48.02.01.01 la 48.02.01.03)	480201	7,076,450	7,076,450	25,235,093	11,155,705	14,079,388	7,119,719	6,441,664	11,673,710
Sume primite în contul platilor efectuate în anul curent	48020101	0	0	9,877,778	9,877,778	0	0	6,441,664	3,436,114
Sume primite în contul platilor efectuate în anii anteriori	48020102	7,076,450	7,076,450	15,357,315	1,277,927	14,079,388	7,119,719	0	8,237,596

Conducatorul institutiei



Conducatorul compartimentului financiar-contabil

10

Anexa 13

CONTUL DE EXECUTIE A BUGETULUI LOCAL- CHELTUIELI

la data de 30.09.2024

pd 21

-lei-

Denumirea indicatorilor *)	Cod indicator	Credite de angajament		Credite bugetare		Angajamente bugetare	Angajamente legale	Plati efectuate	Angajamente legale de platit	Cheltuieli efective
		Aprobate la finele perioadei de raportare	Trimestriale cumulate	Aprobate la finele perioadei de raportare	Trimestriale cumulate					
A	B	1	2	3	4	5	6	7	8=6-7	9
TOTAL CHELTUIELI (cod 50.02+59.02+63.02+70.02+74.02+79.02)	4902	176,818,540	148,188,540	368,107,310	321,350,730	320,936,680	320,936,680	182,279,866	138,656,814	261,380,812
Partea I-a SERVICII PUBLICE GENERALE (cod 51.02+54.02+55.02+56.02)	5002	4,453,730	4,453,730	44,623,910	36,354,510	36,094,372	36,094,372	29,735,627	6,358,745	34,557,655
Autoritati publice si actiuni externe (cod 51.02.01)	5102	3,536,220	3,536,220	30,912,540	25,175,940	25,040,802	25,040,802	20,828,675	4,212,127	25,717,755
Autoritati executive si legislative (cod 51.02.01.03)	510201	3,536,220	3,536,220	30,912,540	25,175,940	25,040,802	25,040,802	20,828,675	4,212,127	25,717,755
Autoritati executive	51020103	3,536,220	3,536,220	30,912,540	25,175,940	25,040,802	25,040,802	20,828,675	4,212,127	25,717,755
Alte servicii publice generale (cod 54.02.05 la 54.02.07+54.02.10+54.02.50)	5402	917,510	917,510	4,560,370	4,165,570	4,040,570	4,040,570	2,790,308	1,250,262	2,724,475
Fond de rezerva bugetara la dispozitia autoritatilor locale	540205	0	0	125,000	125,000	0	0	0	0	0
Servicii publice comunitare de evidenta a persoanelor	540210	33,700	33,700	1,544,000	1,270,200	1,270,200	1,270,200	1,207,046	63,154	1,184,137
Alte servicii publice generale	540250	883,810	883,810	2,891,370	2,770,370	2,770,370	2,770,370	1,583,262	1,187,108	1,540,335
Tranzactii privind datoria publica si imprumuturi	5502	0	0	9,151,000	7,013,000	7,013,000	7,013,000	6,116,644	896,356	6,115,425
Partea a II-a APARARE, ORDINE PUBLICA SI SIGURANTA NATIONALA (60.02+61.02)	5902	0	0	7,440,000	6,015,870	6,015,870	6,015,870	6,002,840	13,030	6,002,875
Ordine publica si siguranta nationala (cod 61.02.03 +61.02.05+61.02.50)	6102	0	0	7,440,000	6,015,870	6,015,870	6,015,870	6,002,840	13,030	6,002,875
Ordine publica (cod 61.02.03.04)	610203	0	0	7,405,000	5,980,870	5,980,870	5,980,870	5,980,870	0	5,980,870
Politie locala	61020304	0	0	7,405,000	5,980,870	5,980,870	5,980,870	5,980,870	0	5,980,870
Protectie civila si protectia contra incendiilor (protectie civila nonmilitara)	610205	0	0	35,000	35,000	35,000	35,000	21,970	13,030	22,005
Partea a III-a CHELTUIELI SOCIAL-CULTURALE( cod	6302	75,675,200	68,080,200	176,437,370	162,876,120	162,722,208	162,722,208	93,166,735	69,555,473	87,033,027

A	B	1	2	3	4	5	6	7	8=6-7	9
65.02+66.02+67.02+68.02)										
Invatamant (cod 65.02.03 la 65.02.05+65.02.07+65.02.11+65.02.12+65.02.13+65.02.50)	6502	69,026,730	61,431,730	90,652,930	81,572,080	81,418,170	81,418,170	25,208,660	56,209,510	19,030,726
Invatamant prescolar si primar (cod 65.02.03.01+65.02.03.02)	650203	126,300	126,300	4,318,340	3,968,040	3,968,040	3,968,040	3,364,137	603,903	3,402,487
Invatamant prescolar	65020301	126,300	126,300	4,318,340	3,968,040	3,968,040	3,968,040	3,364,137	603,903	3,402,487
Invatamant secundar (cod 65.02.04.01 la 65.02.04.03)	650204	209,770	209,770	12,072,300	11,009,100	11,009,100	11,009,100	7,077,082	3,932,018	6,994,108
Invatamant secundar inferior	65020401	112,550	112,550	5,414,420	4,950,920	4,950,920	4,950,920	2,984,659	1,966,261	2,949,922
Invatamant secundar superior	65020402	97,220	97,220	6,657,880	6,058,180	6,058,180	6,058,180	4,092,423	1,965,757	4,044,186
Invatamant anteprescolar	650213	0	0	787,060	720,010	720,010	720,010	590,205	129,805	575,372
Alte cheltuieli in domeniul invatamantului	650250	68,690,660	61,095,660	73,475,230	65,874,930	65,721,020	65,721,020	14,177,236	51,543,784	8,058,759
Sanatate (cod 66.02.06+66.02.08+66.02.50)	6602	0	0	3,833,000	3,236,600	3,236,600	3,236,600	2,803,879	432,721	2,946,813
Servicii de sanatate publica	660208	0	0	3,833,000	3,236,600	3,236,600	3,236,600	2,803,879	432,721	2,946,813
Cultura, recreere si religie (cod 67.02.03+67.02.05+67.02.06+67.02.50)	6702	4,740,600	4,740,600	33,260,600	32,287,780	32,287,780	32,287,780	28,335,582	3,952,198	27,939,656
Servicii culturale (cod 67.02.03.02 la 67.02.03.08+67.02.03.12+67.02.03.14+67.02.03.30)	670203	0	0	5,328,000	4,597,780	4,597,780	4,597,780	4,213,562	384,218	4,143,580
Case de cultura	67020306	0	0	3,853,000	3,329,580	3,329,580	3,329,580	3,150,000	179,580	3,150,000
Alte servicii culturale	67020330	0	0	1,475,000	1,268,200	1,268,200	1,268,200	1,063,562	204,638	993,580
Servicii recreative si sportive (cod 67.02.05.01 la 67.02.05.03)	670205	3,279,600	3,279,600	26,071,600	25,829,000	25,829,000	25,829,000	23,241,213	2,587,787	23,655,576
Sport	67020501	3,179,600	3,179,600	15,501,600	15,259,000	15,259,000	15,259,000	12,691,037	2,567,963	12,781,351
Retinere gradini publice, parcuri, zone verzi, baze sportive si de agrement	67020503	100,000	100,000	10,570,000	10,570,000	10,570,000	10,570,000	10,550,176	19,824	10,874,225
Alte servicii in domeniile culturii, recreerii si religiei	670250	1,461,000	1,461,000	1,861,000	1,861,000	1,861,000	1,861,000	880,807	980,193	140,500
Asigurari si asistenta sociala (cod 68.02.04 la 68.02.06+68.02.10+68.02.11+68.02.12+68.02.15+68.02.50)	6802	1,907,870	1,907,870	48,690,840	45,779,660	45,779,658	45,779,658	36,818,614	8,961,044	37,115,832
Asistenta sociala in caz de boli si invaliditati (cod 68.02.05.02)	680205	0	0	27,544,090	25,642,090	25,642,090	25,642,090	20,519,862	5,122,228	20,904,955
Asistenta sociala in caz de invaliditate	68020502	0	0	27,544,090	25,642,090	25,642,090	25,642,090	20,519,862	5,122,228	20,904,955
Prevenirea excluderii sociale (cod 68.02.15.01+68.02.15.02)	680215	0	0	25,740	25,740	25,740	25,740	23,060	2,680	23,060
Ajutor social	68021501	0	0	25,740	25,740	25,740	25,740	23,060	2,680	23,060
Alte cheltuieli in domeniul asigurarilor si asistentei sociale (cod 68.02.50.50)	680250	1,907,870	1,907,870	21,121,010	20,111,830	20,111,828	20,111,828	16,275,692	3,836,136	16,187,817
Alte cheltuieli in domeniul asistentei sociale	68025050	1,907,870	1,907,870	21,121,010	20,111,830	20,111,828	20,111,828	16,275,692	3,836,136	16,187,817
Partea a IV-a SERVICII SI DEZVOLTARE PUBLICA,	6902	33,043,190	29,698,190	57,036,090	51,424,290	51,424,290	51,424,290	22,198,988	29,225,302	56,741,923

A	B	1	2	3	4	5	6	7	8=6-7	9
LOCUINTE, MEDIU SI APE (cod 70.02+74.02)										
Locuinte, servicii si dezvoltare publica (cod 70.02.03+70.02.05 la 70.02.07+70.02.50)	7002	21,855,550	18,510,550	32,370,450	26,758,650	26,758,650	26,758,650	9,959,114	16,799,536	44,974,381
Locuinte (cod 70.02.03.01+70.02.03.30)	700203	0	0	5,000	5,000	5,000	5,000	2,471	2,529	2,543,655
Alte cheltuieli in domeniul locuintelor	70020330	0	0	5,000	5,000	5,000	5,000	2,471	2,529	2,543,655
Iluminat public si electrificari rurale	700206	5,355,270	5,355,270	7,855,270	7,654,270	7,654,270	7,654,270	2,014,134	5,640,136	35,569,386
Alte servicii in domeniul locuintelor, serviciilor si dezvoltarii comunale	700250	16,500,280	13,155,280	24,510,180	19,099,380	19,099,380	19,099,380	7,942,509	11,156,871	6,861,340
Protectia mediului (cod 74.02.03+74.02.05+74.02.06+74.02.50)	7402	11,187,640	11,187,640	24,665,640	24,665,640	24,665,640	24,665,640	12,239,874	12,425,766	11,767,542
Reducerea si controlul poluarii	740203	0	0	717,000	717,000	717,000	717,000	165,000	552,000	165,000
Salubritate si gestiunea deseurilor (cod 74.02.05.01+74.02.05.02)	740205	11,187,640	11,187,640	23,948,640	23,948,640	23,948,640	23,948,640	12,074,874	11,873,766	11,602,542
Salubritate	74020501	11,187,640	11,187,640	23,948,640	23,948,640	23,948,640	23,948,640	12,074,874	11,873,766	11,602,542
Partea a V-a ACTIUNI ECONOMICE (80.02+81.02+83.02+84.02+87.02)	7902	63,646,420	45,956,420	82,569,940	64,679,940	64,679,940	64,679,940	31,175,676	33,504,264	77,045,328
Agricultura, silvicultura, piscicultura si vanatoare (cod 83.02.03)	8302	156,120	156,120	1,140,120	940,120	940,120	940,120	734,595	205,525	627,412
Alte cheltuieli in domeniul agriculturii, silviculturii, pisciculturii si vanatoriei	830250	156,120	156,120	1,140,120	940,120	940,120	940,120	734,595	205,525	627,412
Transporturi (cod 84.02.03+84.02.04+84.02.06+84.02.50)	8402	63,490,300	45,800,300	81,429,820	63,739,820	63,739,820	63,739,820	30,441,081	33,298,739	76,417,916
Transport rutier (cod 84.02.03.01 la 84.02.03.03)	840203	63,490,300	45,800,300	81,429,820	63,739,820	63,739,820	63,739,820	30,441,081	33,298,739	76,417,916
Drumuri si poduri	84020301	0	0	0	0	0	0	0	0	-19,269,652
Transport in comun	84020302	40,960,380	24,960,380	51,863,790	35,863,790	35,863,790	35,863,790	10,841,094	25,022,696	8,547,129
Strazi	84020303	22,529,920	20,839,920	29,566,030	27,876,030	27,876,030	27,876,030	19,599,987	8,276,043	87,140,439
CHELTUIELILE SECTIUNII DE FUNCTIONARE (cod 50.02+59.02+63.02+70.02+74.02+79.02)	4902	0	0	191,288,770	173,162,190	172,748,140	172,748,140	149,279,967	23,468,173	151,925,534
Partea I-a SERVICII PUBLICE GENERALE (cod 51.02+54.02+55.02+56.02)	5002	0	0	40,170,180	31,900,780	31,640,642	31,640,642	27,311,674	4,328,968	32,892,702
Autoritati publice si actiuni externe (cod 51.02.01)	5102	0	0	27,376,320	21,639,720	21,504,582	21,504,582	18,483,607	3,020,975	24,053,367
Autoritati executive si legislative (cod 51.02.01.03)	510201	0	0	27,376,320	21,639,720	21,504,582	21,504,582	18,483,607	3,020,975	24,053,367
Autoritati executive	51020103	0	0	27,376,320	21,639,720	21,504,582	21,504,582	18,483,607	3,020,975	24,053,367
Alte servicii publice generale (cod 54.02.05 la 54.02.07+54.02.10+54.02.50)	5402	0	0	3,642,860	3,248,060	3,123,060	3,123,060	2,711,423	411,637	2,723,910
Fond de rezerva bugetara la dispozitia autoritatilor locale	540205	0	0	125,000	125,000	0	0	0	0	0

149

A	B	1	2	3	4	5	6	7	8=6-7	9
Servicii publice comunitare de evidenta a persoanelor	540210	0	0	1,510,300	1,236,500	1,236,500	1,236,500	1,174,571	61,929	1,184,137
Alte servicii publice generale	540250	0	0	2,007,560	1,886,560	1,886,560	1,886,560	1,536,852	349,708	1,539,773
Tranzactii privind datoria publica si imprumuturi	5502	0	0	9,151,000	7,013,000	7,013,000	7,013,000	6,116,644	896,356	6,115,425
Partea a II-a APARARE, ORDINE PUBLICA SI SIGURANTA NATIONALA (60.02+61.02)	5902	0	0	7,440,000	6,015,870	6,015,870	6,015,870	6,002,840	13,030	6,002,879
Ordine publica si siguranta nationala (cod 61.02.03+61.02.05+61.02.50)	6102	0	0	7,440,000	6,015,870	6,015,870	6,015,870	6,002,840	13,030	6,002,879
Ordine publica (cod 61.02.03.04)	610203	0	0	7,405,000	5,980,870	5,980,870	5,980,870	5,980,870	0	5,980,870
Politie locala	61020304	0	0	7,405,000	5,980,870	5,980,870	5,980,870	5,980,870	0	5,980,870
Protectie civila si protectia contra incendiilor (protectie civila nonmilitara)	610205	0	0	35,000	35,000	35,000	35,000	21,970	13,030	22,009
Partea a III-a CHELTUIELI SOCIAL-CULTURALE( cod 65.02+66.02+67.02+68.02)	6302	0	0	100,762,170	94,795,920	94,642,008	94,642,008	78,277,254	16,364,754	80,352,189
Invatamant (cod 65.02.03 la 65.02.05+65.02.07+65.02.11+65.02.12+65.02.13+65.02.50)	6502	0	0	21,626,200	20,140,350	19,986,440	19,986,440	13,214,354	6,772,086	15,129,901
Invatamant prescolar si primar (cod 65.02.03.01+65.02.03.02)	650203	0	0	4,192,040	3,841,740	3,841,740	3,841,740	3,248,204	593,536	3,242,973
Invatamant prescolar	65020301	0	0	4,192,040	3,841,740	3,841,740	3,841,740	3,248,204	593,536	3,242,973
Invatamant secundar (cod 65.02.04.01 la 65.02.04.03)	650204	0	0	11,862,530	10,799,330	10,799,330	10,799,330	6,947,797	3,851,533	6,889,148
Invatamant secundar inferior	65020401	0	0	5,301,870	4,838,370	4,838,370	4,838,370	2,926,819	1,911,551	2,929,101
Invatamant secundar superior	65020402	0	0	6,560,660	5,960,960	5,960,960	5,960,960	4,020,978	1,939,982	3,960,047
Invatamant anteprescolar	650213	0	0	787,060	720,010	720,010	720,010	590,205	129,805	560,993
Alte cheltuieli in domeniul invatamantului	650250	0	0	4,784,570	4,779,270	4,625,360	4,625,360	2,428,148	2,197,212	4,436,787
Sanatate (cod 66.02.06+66.02.08+66.02.50)	6602	0	0	3,833,000	3,236,600	3,236,600	3,236,600	2,803,879	432,721	2,943,627
Servicii de sanatate publica	660208	0	0	3,833,000	3,236,600	3,236,600	3,236,600	2,803,879	432,721	2,943,627
Cultura, recreere si religie (cod 67.02.03+67.02.05+67.02.06+67.02.50)	6702	0	0	28,520,000	27,547,180	27,547,180	27,547,180	25,591,892	1,955,288	25,213,194
Servicii culturale (cod 67.02.03.02 la 67.02.03.08+67.02.03.12+67.02.03.14+67.02.03.30)	670203	0	0	5,328,000	4,597,780	4,597,780	4,597,780	4,213,562	384,218	4,110,524
Case de cultura	67020306	0	0	3,853,000	3,329,580	3,329,580	3,329,580	3,150,000	179,580	3,150,000
Alte servicii culturale	67020330	0	0	1,475,000	1,268,200	1,268,200	1,268,200	1,063,562	204,638	960,524
Servicii recreative si sportive (cod 67.02.05.01 la 67.02.05.03)	670205	0	0	22,792,000	22,549,400	22,549,400	22,549,400	21,237,830	1,311,570	20,962,170
Sport	67020501	0	0	12,322,000	12,079,400	12,079,400	12,079,400	10,767,830	1,311,570	10,791,901
Intretinere gradini publice, parcuri, zone verzi, baze sportive si	67020503	0	0	10,470,000	10,470,000	10,470,000	10,470,000	10,470,000	0	10,170,269

A	B	1	2	3	4	5	6	7	8=6-7	9
de agrement										
Alte servicii in domeniile culturii, recreerii si religiei	670250	0	0	400,000	400,000	400,000	400,000	140,500	259,500	140,500
Asigurari si asistenta sociala (cod 68.02.04 la 68.02.06 +68.02.10+68.02.11+68.02.12+68.02.15+68.02.50)	6802	0	0	46,782,970	43,871,790	43,871,788	43,871,788	36,667,129	7,204,659	37,065,467
Asistenta sociala in caz de boli si invaliditati (cod 68.02.05.02)	680205	0	0	27,544,090	25,642,090	25,642,090	25,642,090	20,519,862	5,122,228	20,904,955
Asistenta sociala in caz de invaliditate	68020502	0	0	27,544,090	25,642,090	25,642,090	25,642,090	20,519,862	5,122,228	20,904,955
Prevenirea excluderii sociale (cod 68.02.15.01+68.02.15.02)	680215	0	0	25,740	25,740	25,740	25,740	23,060	2,680	23,060
Ajutor social	68021501	0	0	25,740	25,740	25,740	25,740	23,060	2,680	23,060
Alte cheltuieli in domeniul asigurarilor si asistentei sociale (cod 68.02.50.50)	680250	0	0	19,213,140	18,203,960	18,203,958	18,203,958	16,124,207	2,079,751	16,137,452
Alte cheltuieli in domeniul asistentei sociale	68025050	0	0	19,213,140	18,203,960	18,203,958	18,203,958	16,124,207	2,079,751	16,137,452
Partea a IV-a SERVICII SI DEZVOLTARE PUBLICA, LOCUINTE, MEDIU SI APE (cod 70.02+74.02)	6902	0	0	23,992,900	21,726,100	21,726,100	21,726,100	19,492,814	2,233,286	16,764,639
Locuinte, servicii si dezvoltare publica (cod 70.02.03+70.02.05 la 70.02.07+70.02.50)	7002	0	0	10,514,900	8,248,100	8,248,100	8,248,100	7,654,128	593,972	5,273,518
Locuinte (cod 70.02.03.01+70.02.03.30)	700203	0	0	5,000	5,000	5,000	5,000	2,471	2,529	2,471
Alte cheltuieli in domeniul locuintelor	70020330	0	0	5,000	5,000	5,000	5,000	2,471	2,529	2,471
Iluminat public si electrificari rurale	700206	0	0	2,500,000	2,299,000	2,299,000	2,299,000	1,709,578	589,422	1,740,218
Alte servicii in domeniul locuintelor, serviciilor si dezvoltarii comunale	700250	0	0	8,009,900	5,944,100	5,944,100	5,944,100	5,942,079	2,021	3,530,829
Protectia mediului (cod 74.02.03+74.02.05+74.02.06+74.02.50)	7402	0	0	13,478,000	13,478,000	13,478,000	13,478,000	11,838,686	1,639,314	11,491,121
Reducerea si controlul poluarii	740203	0	0	717,000	717,000	717,000	717,000	165,000	552,000	165,000
Salubritate si gestiunea deseurilor (cod 74.02.05.01+74.02.05.02)	740205	0	0	12,761,000	12,761,000	12,761,000	12,761,000	11,673,686	1,087,314	11,326,121
Salubritate	74020501	0	0	12,761,000	12,761,000	12,761,000	12,761,000	11,673,686	1,087,314	11,326,121
Partea a V-a ACTIUNI ECONOMICE (80.02+81.02+83.02+84.02+87.02)	7902	0	0	18,923,520	18,723,520	18,723,520	18,723,520	18,195,385	528,135	15,913,125
Agricultura, silvicultura, piscicultura si vanatoare (cod 83.02.03)	8302	0	0	984,000	784,000	784,000	784,000	617,579	166,421	627,412
Alte cheltuieli in domeniul agriculturii, silviculturii, pisciculturii si vanatorii	830250	0	0	984,000	784,000	784,000	784,000	617,579	166,421	627,412
Transporturi (cod 84.02.03+84.02.04+84.02.06+84.02.50)	8402	0	0	17,939,520	17,939,520	17,939,520	17,939,520	17,577,806	361,714	15,285,713
Transport rutier (cod 84.02.03.01 la cod 84.02.03.03)	840203	0	0	17,939,520	17,939,520	17,939,520	17,939,520	17,577,806	361,714	15,285,713
Transport in comun	84020302	0	0	10,903,410	10,903,410	10,903,410	10,903,410	10,839,222	64,188	8,547,129



147

A	B	1	2	3	4	5	6	7	8=6-7	9
Strazi	84020303	0	0	7,036,110	7,036,110	7,036,110	7,036,110	6,738,584	297,526	6,738,584
CHELTUIELILE SECTIUNII DE DEZVOLTARE (cod 50.02+59.02+63.02+70.02+74.02+79.02)	4902	176,818,540	148,188,540	176,818,540	148,188,540	148,188,540	148,188,540	32,999,899	115,188,641	109,455,276
Partea I-a SERVICII PUBLICE GENERALE (cod 51.02+54.02)	5002	4,453,730	4,453,730	4,453,730	4,453,730	4,453,730	4,453,730	2,423,953	2,029,777	1,664,953
Autoritati publice si actiuni externe (cod 51.02.01)	5102	3,536,220	3,536,220	3,536,220	3,536,220	3,536,220	3,536,220	2,345,068	1,191,152	1,664,388
Autoritati executive si legislative (cod 51.02.01.03)	510201	3,536,220	3,536,220	3,536,220	3,536,220	3,536,220	3,536,220	2,345,068	1,191,152	1,664,388
Autoritati executive	51020103	3,536,220	3,536,220	3,536,220	3,536,220	3,536,220	3,536,220	2,345,068	1,191,152	1,664,388
Alte servicii publice generale (cod 54.02.05 la 54.02.07+54.02.10+54.02.50)	5402	917,510	917,510	917,510	917,510	917,510	917,510	78,885	838,625	565,000
Servicii publice comunitare de evidenta a persoanelor	540210	33,700	33,700	33,700	33,700	33,700	33,700	32,475	1,225	0
Alte servicii publice generale	540250	883,810	883,810	883,810	883,810	883,810	883,810	46,410	837,400	565,000
Partea a III-a CHELTUIELI SOCIAL-CULTURALE (cod 65.02+66.02+67.02+68.02)	6302	75,675,200	68,080,200	75,675,200	68,080,200	68,080,200	68,080,200	14,889,481	53,190,719	6,680,838
Invatamant (cod 65.02.03 la 65.02.05+65.02.07+65.02.11+65.02.13+65.02.50)	6502	69,026,730	61,431,730	69,026,730	61,431,730	61,431,730	61,431,730	11,994,306	49,437,424	3,900,825
Invatamant prescolar si primar (cod 65.02.03.01+65.02.03.02)	650203	126,300	126,300	126,300	126,300	126,300	126,300	115,933	10,367	159,514
Invatamant prescolar	65020301	126,300	126,300	126,300	126,300	126,300	126,300	115,933	10,367	159,514
Invatamant secundar (cod 65.02.04.01 la 65.02.04.03)	650204	209,770	209,770	209,770	209,770	209,770	209,770	129,285	80,485	104,960
Invatamant secundar inferior	65020401	112,550	112,550	112,550	112,550	112,550	112,550	57,840	54,710	20,821
Invatamant secundar superior	65020402	97,220	97,220	97,220	97,220	97,220	97,220	71,445	25,775	84,139
Invatamant anteprescolar	650213	0	0	0	0	0	0	0	0	14,379
Alte cheltuieli in domeniul invatamantului	650250	68,690,660	61,095,660	68,690,660	61,095,660	61,095,660	61,095,660	11,749,088	49,346,572	3,621,972
Sanatate (cod 66.02.06+66.02.08+66.02.50)	6602	0	0	0	0	0	0	0	0	3,186
Servicii de sanatate publica	660208	0	0	0	0	0	0	0	0	3,186
Cultura, recreere si religie (cod 67.02.03+67.02.05+67.02.06+67.02.50)	6702	4,740,600	4,740,600	4,740,600	4,740,600	4,740,600	4,740,600	2,743,690	1,996,910	2,726,462
Servicii culturale (cod 67.02.03.02 la 67.02.03.08+67.02.03.12+67.02.03.14+67.02.03.30)	670203	0	0	0	0	0	0	0	0	33,056
Alte servicii culturale	67020330	0	0	0	0	0	0	0	0	33,056
Servicii recreative si sportive (cod 67.02.05.01 la 67.02.05.03)	670205	3,279,600	3,279,600	3,279,600	3,279,600	3,279,600	3,279,600	2,003,383	1,276,217	2,693,406
Sport	67020501	3,179,600	3,179,600	3,179,600	3,179,600	3,179,600	3,179,600	1,923,207	1,256,393	1,989,450
Intretinere gradini publice, parcuri, zone verzi, baze sportive si de agrement	67020503	100,000	100,000	100,000	100,000	100,000	100,000	80,176	19,824	703,956

A	B	1	2	3	4	5	6	7	8=6-7	9
Alte servicii in domeniile culturii, recreerii si religiei	670250	1,461,000	1,461,000	1,461,000	1,461,000	1,461,000	1,461,000	740,307	720,693	0
Asigurari si asistenta sociala (cod 68.02.04 la 68.02.06+68.02.10+68.02.11+68.02.12+68.02.15+68.02.50)	6802	1,907,870	1,907,870	1,907,870	1,907,870	1,907,870	1,907,870	151,485	1,756,385	50,365
Alte cheltuieli in domeniul asigurarilor si asistentei sociale (cod 68.02.50.50)	680250	1,907,870	1,907,870	1,907,870	1,907,870	1,907,870	1,907,870	151,485	1,756,385	50,365
Alte cheltuieli in domeniul asistentei sociale	68025050	1,907,870	1,907,870	1,907,870	1,907,870	1,907,870	1,907,870	151,485	1,756,385	50,365
Partea a IV-a SERVICII SI DEZVOLTARE PUBLICA, LOCUINTE, MEDIU SI APE (cod 70.02+74.02)	6902	33,043,190	29,698,190	33,043,190	29,698,190	29,698,190	29,698,190	2,706,174	26,992,016	39,977,284
Locuinte, servicii si dezvoltare publica (cod 70.02.03+70.02.05 la 70.02.07+70.02.50)	7002	21,855,550	18,510,550	21,855,550	18,510,550	18,510,550	18,510,550	2,304,986	16,205,564	39,700,863
Locuinte (cod 70.02.03.01+70.02.03.30)	700203	0	0	0	0	0	0	0	0	2,541,184
Alte cheltuieli in domeniul locuintelor	70020330	0	0	0	0	0	0	0	0	2,541,184
Iluminat public si electrificari rurale	700206	5,355,270	5,355,270	5,355,270	5,355,270	5,355,270	5,355,270	304,556	5,050,714	33,829,168
Alte servicii in domeniul locuintelor, serviciilor si dezvoltarii comunale	700250	16,500,280	13,155,280	16,500,280	13,155,280	13,155,280	13,155,280	2,000,430	11,154,850	3,330,511
Protectia mediului (cod 74.02.03+74.02.05+74.02.06+74.02.50)	7402	11,187,640	11,187,640	11,187,640	11,187,640	11,187,640	11,187,640	401,188	10,786,452	276,421
Salubritate si gestiunea deseurilor (cod 74.02.05.01+74.02.05.02)	740205	11,187,640	11,187,640	11,187,640	11,187,640	11,187,640	11,187,640	401,188	10,786,452	276,421
Salubritate	74020501	11,187,640	11,187,640	11,187,640	11,187,640	11,187,640	11,187,640	401,188	10,786,452	276,421
Partea aV-a ACTIUNI ECONOMICE (80.02+81.02+83.02+84.02+87.02)	7902	63,646,420	45,956,420	63,646,420	45,956,420	45,956,420	45,956,420	12,980,291	32,976,129	61,132,203
Agricultura, silvicultura, piscicultura si vanatoare (cod 83.02.03)	8302	156,120	156,120	156,120	156,120	156,120	156,120	117,016	39,104	0
Alte cheltuieli in domeniul agriculturii, silviculturii, pisciculturii si vanatorii	830250	156,120	156,120	156,120	156,120	156,120	156,120	117,016	39,104	0
Transporturi (cod 84.02.03+84.02.06+84.02.50)	8402	63,490,300	45,800,300	63,490,300	45,800,300	45,800,300	45,800,300	12,863,275	32,937,025	61,132,203
Transport rutier (cod 84.02.03.01 la 84.02.03.03)	840203	63,490,300	45,800,300	63,490,300	45,800,300	45,800,300	45,800,300	12,863,275	32,937,025	61,132,203
Drumuri si poduri	84020301	0	0	0	0	0	0	0	0	-19,269,652
Transport in comun	84020302	40,960,380	24,960,380	40,960,380	24,960,380	24,960,380	24,960,380	1,872	24,958,508	0
Strazi	84020303	22,529,920	20,839,920	22,529,920	20,839,920	20,839,920	20,839,920	12,861,403	7,978,517	80,401,855

Excedent

9802

7726/01

PRIMAR  
MUNICIPIUL ALBA IULIA  
ROMANIA

Director Economic

## CONTUL DE EXECUTIE AL INSTITUTIILOR PUBLICE - CHELTUIELI

la data de 30.09.2024

Cod 21 Capitol 5002

Subcapitol

-lei-

DENUMIREA INDICATORILOR*)	Cod indicator	Credite de angajament		Credite bugetare		Angajamente bugetare	Angajamente legale	Plati efectuate	Angajamente legale de platit	Cheltuieli efective
		Aprobate la finele perioadei de raportare	Trimestriale cumulate	Aprobate la finele perioadei de raportare	Trimestriale cumulate					
A	B	1	2	3	4	5	6	7	8=6-7	9
TOTAL CHELTUIELI(SECTIUNEA DE FUNCTIONARE+SECTIUNEA DE DEZVOLTARE)		176,818,540	148,188,540	368,107,310	321,350,730	320,936,680	320,936,680	182,279,866	138,656,814	261,380,812
SECTIUNEA DE FUNCTIONARE (cod 01+79+85)				191,288,770	173,162,190	172,748,140	172,748,140	149,279,967	23,468,173	151,925,534
CHELTUIELI CURENTE (10+20+30+40+50+51SF+55SF+57+59)	01			193,415,590	176,092,760	175,813,850	175,813,850	152,345,677	23,468,173	151,925,534
TITLUL I CHELTUIELI DE PERSONAL (cod 10.01 la10.03)	10			52,918,000	44,367,670	44,367,670	44,367,670	39,422,231	4,945,439	39,760,140
Cheltuieli salariale in bani ( cod 10.01.01+10.01.03 la 10.01.17+10.01.29 +10.01.30)	1001			50,819,590	42,475,990	42,475,990	42,475,990	37,680,221	4,795,769	38,007,899
Salarii de baza	100101			47,465,580	39,665,140	39,665,140	39,665,140	35,327,959	4,337,181	35,675,264
Sporuri pentru conditii de munca	100105			290,000	247,000	247,000	247,000	231,031	15,969	257,962
Alte sporuri	100106			12,000	12,000	12,000	12,000	6,878	5,122	6,175
Indemnizatii platite unor persoane din afara unitatii	100112			495,670	390,000	390,000	390,000	362,886	27,114	365,198
Drepturi de delegare	100113			4,600	4,600	4,600	4,600	1,472	3,128	1,472
Alocatii pentru transportul la si de la locul de munca	100115			283,000	256,150	256,150	256,150	172,098	84,052	172,098
Indemnizatii de hrana	100117			2,196,240	1,828,600	1,828,600	1,828,600	1,529,791	298,809	1,484,279
Alte drepturi salariale in bani	100130			72,500	72,500	72,500	72,500	48,106	24,394	45,451
Cheltuieli salariale in natura ( cod 10.02.01 la 10.02.06+10.02.30)	1002			945,960	945,960	945,960	945,960	905,957	40,003	905,824
Vouchere de vacanta	100206			945,960	945,960	945,960	945,960	905,957	40,003	905,824
Contributii (cod 10.03.01 la 10.03.08)	1003			1,152,450	945,720	945,720	945,720	836,053	109,667	846,417
Contributii de asigurari sociale de stat	100301			560	560	560	560	555	5	555

155

A	B	1	2	3	4	5	6	7	8=6-7	9
Contributii de asigurari de somaj	100302			20	20	20	20	17	3	17
Contributii de asigurari sociale de sanatate	100303			200	200	200	200	182	18	182
Contributii de asigurari pentru accidente de munca si boli profesionale	100304			10	10	10	10	5	5	5
Contributii pentru concedii si indemnizatii	100306			30	30	30	30	30		30
Contributia asiguratorie pentru munca	100307			1,151,630	944,900	944,900	944,900	835,264	109,636	845,628
TITLUL II BUNURI SI SERVICII (cod 20.01 la 20.06+20.09 la 20.16+20.18 la 20.25+20.27+20.30)	20			60,550,610	57,188,010	57,090,100	57,090,100	48,734,003	8,356,097	48,072,579
Bunuri si servicii (cod 20.01.01 la 20.01.09+20.01.30)	2001			37,073,260	35,375,710	35,277,800	35,277,800	30,079,770	5,198,030	29,935,450
Furnituri de birou	200101			1,527,010	1,462,010	1,462,010	1,462,010	1,077,685	384,325	932,113
Materiale pentru curatenie	200102			553,340	473,390	473,390	473,390	332,192	141,198	348,913
Incalzit, iluminat si forta motrica	200103			7,749,820	6,989,300	6,989,300	6,989,300	4,460,301	2,528,999	4,331,719
Apa, canal si salubritate	200104			1,223,680	1,116,000	1,116,000	1,116,000	785,335	330,665	783,399
Carburanti si lubrifianti	200105			67,500	63,000	63,000	63,000	47,691	15,309	47,221
Piese de schimb	200106			42,000	35,000	35,000	35,000	27,026	7,974	28,049
Transport	200107			99,900	98,900	98,900	98,900	69,390	29,510	69,390
Posta, telecomunicatii, radio, tv, internet	200108			522,100	440,000	440,000	440,000	314,239	125,761	382,281
Materiale si prestari de servicii cu caracter functional	200109			589,460	547,960	547,960	547,960	459,042	88,918	482,999
Alte bunuri si servicii pentru intretinere si functionare	200130			24,698,450	24,150,150	24,052,240	24,052,240	22,506,869	1,545,371	22,529,366
Reparatii curente	2002			8,915,940	8,890,940	8,890,940	8,890,940	7,876,491	1,014,449	7,892,763
Alimentatie (cod 20.03.01+20.03.02)	2003			1,340,000	1,291,000	1,291,000	1,291,000	1,219,870	71,130	1,182,415
Alimentatie pentru oameni	200301			1,340,000	1,291,000	1,291,000	1,291,000	1,219,870	71,130	1,182,415
Medicamente si materiale sanitare (cod 20.04.01 la 20.04.04)	2004			71,010	71,010	71,010	71,010	16,557	54,453	52,384
Medicamente	200401			40,890	40,890	40,890	40,890	8,825	32,065	21,516
Materiale sanitare	200402			29,120	29,120	29,120	29,120	6,828	22,292	30,244
Dezinfectanti	200404			1,000	1,000	1,000	1,000	904	96	624
Bunuri de natura obiectelor de inventar (cod 20.05.01+20.05.03+20.05.30)	2005			932,100	913,880	911,630	911,630	560,326	351,304	669,048
Uniforme si echipament	200501			10,600	10,600	10,600	10,600	6,646	3,954	7,835
Lenjerie si accesorii de pat	200503			11,830	11,830	11,830	11,830	7,821	4,009	467
Alte obiecte de inventar	200530			909,670	891,450	889,200	889,200	545,859	343,341	660,746
Deplasari, detasari, transferari (cod 20.06.01+20.06.02)	2006			77,200	71,200	71,200	71,200	33,108	38,092	33,108

A	B	1	2	3	4	5	6	7	8=6-7	9
Deplasari interne, detasari, transferari	200601			67,200	61,200	61,200	61,200	33,108	28,092	33,108
Deplasari in strainatate	200602			10,000	10,000	10,000	10,000		10,000	
Materiale de laborator	2009			1,000	1,000	1,000	1,000	164	836	164
Carti, publicatii si materiale documentare	2011			86,150	81,150	81,150	81,150	46,229	34,921	40,972
Formare profesionala	2013			166,960	159,960	159,960	159,960	62,090	97,870	62,090
Protectia muncii	2014			43,600	40,600	40,600	40,600	19,305	21,295	18,856
Comisioane si alte costuri aferente imprumuturilor (cod 20.24.01+20.24.02)	2024			30,000	30,000	30,000	30,000	3,267	26,733	267
Comisioane si alte costuri aferente imprumuturilor interne	202402			30,000	30,000	30,000	30,000	3,267	26,733	267
Cheltuieli judiciare si extrajudiciare derivate din actiuni in reprezentarea intereselor statului, potrivit dispozitiilor legale	2025			250,000	240,000	240,000	240,000	91,962	148,038	91,562
Alte cheltuieli (cod 20.30.01 la 20.30.04+20.30.06+20.30.07+20.30.09+20.30.30)	2030			11,563,390	10,021,560	10,023,810	10,023,810	8,724,864	1,298,946	8,093,500
Reclama si publicitate	203001			77,500	72,500	72,500	72,500	39,152	33,348	39,152
Protocol si reprezentare	203002			21,500	21,000	21,000	21,000	11,215	9,785	11,215
Prime de asigurare non-viata	203003			26,200	23,700	23,700	23,700	15,157	8,543	15,157
Chirii	203004			120,000	90,000	90,000	90,000	73,747	16,253	73,747
Alte cheltuieli cu bunuri si servicii	203030			11,318,190	9,814,360	9,816,610	9,816,610	8,585,593	1,231,017	7,954,229
TITLUL III DOBANZI (cod 30.01 la 30.03)	30			9,121,000	6,983,000	6,983,000	6,983,000	6,113,377	869,623	6,115,158
Dobanzi aferente datoriei publice interne (cod 30.01.01+30.01.02)	3001			9,121,000	6,983,000	6,983,000	6,983,000	6,113,377	869,623	6,115,158
Dobanzi aferente creditelor interne garantate	300102			9,121,000	6,983,000	6,983,000	6,983,000	6,113,377	869,623	6,115,158
TITLUL IV SUBVENTII (cod 40.03+40.20+ 40.30)	40			10,938,410	10,938,410	10,938,410	10,938,410	10,854,337	84,073	8,562,244
Subventii pentru acoperirea diferentelor de pret si tarif	4003			10,903,410	10,903,410	10,903,410	10,903,410	10,839,222	64,188	8,547,129
Alte subventii	4030			35,000	35,000	35,000	35,000	15,115	19,885	15,115
TITLUL V FONDURI DE REZERVA (cod 50.04)	50			125,000	125,000					
Fond de rezerva bugetara la dispozitia autoritatilor locale	5004			125,000	125,000					
TITLUL VI TRANSFERURI INTRE UNITATI ALE ADMINISTRATIEI PUBLICE (cod 51.01) (cod 51.01)	51			21,991,000	19,957,450	19,957,450	19,957,450	19,227,870	729,580	19,227,870
Transferuri curente (cod 51.01.01+51.01.03+51.01.05+ 51.01.14+51.01.15+ 51.01.24 +51.01.26 +51.01.31+51.01.39+ 51.01.46+51.01.49+51.01.60+51.01.61+51.01.64)	5101			21,991,000	19,957,450	19,957,450	19,957,450	19,227,870	729,580	19,227,870
Transferuri catre institutii publice	510101			21,991,000	19,957,450	19,957,450	19,957,450	19,227,870	729,580	19,227,870

152

A	B	1	2	3	4	5	6	7	8=6-7	9
TITLUL VII ALTE TRANSFERURI (cod 55.01+ 55.02)	55			2,191,000	2,083,000	2,083,000	2,083,000	1,531,000	552,000	1,531,000
Transferuri interne (cod 55.01.18+55.01.46+55.01.63+55.01.65+55.01.73 + 55.01.84)	5501			2,191,000	2,083,000	2,083,000	2,083,000	1,531,000	552,000	1,531,000
Finantarea invatamantului particular sau confesional acreditat	550163			1,474,000	1,366,000	1,366,000	1,366,000	1,366,000		1,366,000
Sume reprezentand stimulenti pentru casarea autovehiculelor uzate	550184			717,000	717,000	717,000	717,000	165,000	552,000	165,000
TITLUL IX ASISTENTA SOCIALA (cod 57.02)	57			32,236,520	31,106,170	31,050,170	31,050,170	23,984,664	7,065,506	26,246,005
Ajutoare sociale (cod 57.02.01 la 57.02.05)	5702			32,236,520	31,106,170	31,050,170	31,050,170	23,984,664	7,065,506	26,246,005
Ajutoare sociale in numerar	570201			22,038,630	20,913,580	20,857,580	20,857,580	15,972,331	4,885,249	16,225,038
Ajutoare sociale in natura	570202			10,171,590	10,171,590	10,171,590	10,171,590	7,996,582	2,175,008	10,005,216
Tichete de cresa si tichete sociale pentru gradinita	570203			26,300	21,000	21,000	21,000	15,751	5,249	15,751
TITLUL XI ALTE CHELTUIELI (cod 59.01+59.02+ 59.08+59.11+59.12+59.15+ 59.17+59.20+ 59.22+59.25+59.30+ 59.35+ 59.40+59.41+59.44)	59			3,344,050	3,344,050	3,344,050	3,344,050	2,478,195	865,855	2,410,538
Ajutoare pentru daune provocate de calamitatile naturale	5902			18,000	18,000	18,000	18,000		18,000	
Asociatii si fundatii	5911			3,314,050	3,314,050	3,314,050	3,314,050	2,478,195	835,855	2,410,538
Sume aferente persoanelor cu handicap neincadrate	5940			12,000	12,000	12,000	12,000		12,000	
OPERATIUNI FINANCIARE (cod 80+81)	79			3,215,000	2,411,250	2,411,250	2,411,250	2,411,250		
TITLUL XIX RAMBURSARI DE CREDITE (cod 81.01+81.02+81.05)	81			3,215,000	2,411,250	2,411,250	2,411,250	2,411,250		
Rambursari de credite interne (cod 81.02.01+81.02.02+ 81.02.05)	8102			3,215,000	2,411,250	2,411,250	2,411,250	2,411,250		
Rambursari de credite aferente datoriei publice interne locale	810205			3,215,000	2,411,250	2,411,250	2,411,250	2,411,250		
TITLUL XXI PLATI EFECTUATE IN ANII PRECEDENTI SI RECUPERATE IN ANUL CURENT(85.01)	85F			-5,341,820	-5,341,820	-5,476,960	-5,476,960	-5,476,960		
Plati efectuate in anii precedenti si recuperate in anul curent (cod 85.01.01)	8501F			-5,341,820	-5,341,820	-5,476,960	-5,476,960	-5,476,960		
Plati efectuate in anii precedenti si recuperate in anul curent in sectiunea de functionare a bugetului local	850101			-5,341,820	-5,341,820	-5,476,960	-5,476,960	-5,476,960		
SECTIUNEA DE DEZVOLTARE (cod 51+55+56+58+60+61+70+81+85)		176,818,540	148,188,540	176,818,540	148,188,540	148,188,540	148,188,540	32,999,899	115,188,641	109,455,278
Titlul VIII PROIECTE CU FINANTARE DIN FONDURI EXTERNE NERAMBURSABILE (FEN) POSTADERARE (cod 56.01 la 56.05+cod 56.07+56.08+56.11+56.15 la 56.18)	56	300,000	300,000	300,000	300,000	300,000	300,000		300,000	

A	B	1	2	3	4	5	6	7	8=6-7	9
+56.25+56.27+56.28+56.40+56.48+56.49+56.50+56.51+56.53+56.58 la 56.75)										
Programe finantate din Fondul European de Dezvoltare Regionala (FEDR), aferente cadrului financiar 2021-2027 (cod 56.48.01 la 56.48.03)	5648	300,000	300,000	300,000	300,000	300,000	300,000		300,000	
Finantare nationala	564801	150,000	150,000	150,000	150,000	150,000	150,000		150,000	
Finantare externa nerambursabila	564802	150,000	150,000	150,000	150,000	150,000	150,000		150,000	
TITLUL X Proiecte cu finantare din fonduri externe nerambursabile aferente cadrului financiar 2014-2020 (cod 58.01 la 58.05+58.11+58.12+58.15+58.16+58.30)	58	60,000	60,000	60,000	60,000	60,000	60,000		60,000	33,742,635
Programe din Fondul European de Dezvoltare Regionala (FEDR) (cod 58.01.01 la 58.01.03)	5801	60,000	60,000	60,000	60,000	60,000	60,000		60,000	33,684,977
Finantarea nationala	580101									33,673,980
Finantarea externa nerambursabila	580102									10,997
Cheltuieli neeligibile	580103	60,000	60,000	60,000	60,000	60,000	60,000		60,000	
Programe din Fondul Social European (FSE) (cod 58.02.01 la 58.02.03)	5802									57,658
Finantarea nationala	580201									57,658
Titlul XII „Proiecte cu finantare din sumele reprezentând asistenta financiara nerambursabila aferenta PNRR” (cod 60.01 la 60.03 + 60.16	60	56,207,240	54,307,240	56,207,240	54,307,240	54,307,240	54,307,240	7,217,462	47,089,778	
Fonduri europene nerambursabile	6001	47,216,430	45,619,730	47,216,430	45,619,730	45,619,730	45,619,730	6,078,605	39,541,125	
Sume aferente TVA	6003	8,990,810	8,687,510	8,990,810	8,687,510	8,687,510	8,687,510	1,138,857	7,548,653	
Titlul XIII „Proiecte cu finantare din sumele aferente componentei de împrumut a PNRR” (cod 61.01 la 61.03)	61	70,379,040	47,379,040	70,379,040	47,379,040	47,379,040	47,379,040	1,989,469	45,389,571	1,339
Fonduri din împrumut rambursabil	6101	59,142,370	39,814,950	59,142,370	39,814,950	39,814,950	39,814,950	1,699,495	38,115,455	1,339
Sume aferente TVA	6103	11,236,670	7,564,090	11,236,670	7,564,090	7,564,090	7,564,090	289,974	7,274,116	
CHELTUIELI DE CAPITAL ((cod 71+72+75)	70	39,727,260	38,531,260	39,727,260	38,531,260	38,531,260	38,531,260	16,767,062	21,764,198	75,711,304
TITLUL XV ACTIVE NEFINANCIARE (cod 71.01 + 71.03)	71	39,727,260	38,531,260	39,727,260	38,531,260	38,531,260	38,531,260	16,767,062	21,764,198	75,711,304
Active fixe (cod 71.01.01 la 71.01.03+71.01.30)	7101	28,195,870	26,999,870	28,195,870	26,999,870	26,999,870	26,999,870	6,654,752	20,345,118	64,923,359
Constructii	710101									14,636,859
Masini, echipamente si mijloace de transport	710102									20,971
Mobilier, aparatura birotica si alte active corporale	710103	32,520	32,520	32,520	32,520	32,520	32,520	32,503	17	-18,060,611

A	B	1	2	3	4	5	6	7	8=6-7	9
Alte active fixe	710130	28,163,350	26,967,350	28,163,350	26,967,350	26,967,350	26,967,350	6,622,249	20,345,101	68,326,140
Reparatii capitale aferente activelor fixe	7103	11,531,390	11,531,390	11,531,390	11,531,390	11,531,390	11,531,390	10,112,310	1,419,080	10,787,945
OPERATIUNI FINANCIARE (cod 81)	79	10,145,000	7,611,000	10,145,000	7,611,000	7,611,000	7,611,000	7,025,906	585,094	
TITLUL XIX RAMBURSARI DE CREDITE (cod 81.04)	81	10,145,000	7,611,000	10,145,000	7,611,000	7,611,000	7,611,000	7,025,906	585,094	
Rambursarea imprumuturilor contractate pentru finantarea proiectelor cu finantare UE	8104	10,145,000	7,611,000	10,145,000	7,611,000	7,611,000	7,611,000	7,025,906	585,094	
TITLUL VI TRANSFERURI INTRE UNITATI ALE ADMINISTRATIEI PUBLICE (cod 51.01+51.02)	51			21,991,000	19,957,450	19,957,450	19,957,450	19,227,870	729,580	19,227,870
TITLUL VII ALTE TRANSFERURI (cod 55.01+55.02)	55			2,191,000	2,083,000	2,083,000	2,083,000	1,531,000	552,000	1,531,000
TITLUL XVI RAMBURSARI DE CREDETE	81	10,145,000	7,611,000	13,360,000	10,022,250	10,022,250	10,022,250	9,437,156	585,094	
	84			-5,341,820	-5,341,820	-5,476,960	-5,476,960	-5,476,960		
OPERATIUNI FINANCIARE (cod 81)	79	10,145,000	7,611,000	13,360,000	10,022,250	10,022,250	10,022,250	9,437,156	585,094	
A. CHELTUIELILE CURENTE (10+20+30+40+50+51+55+56+58+57+59+60+61)	01	126,946,280	102,046,280	320,361,870	278,139,040	277,860,130	277,860,130	161,552,608	116,307,522	185,669,508
TITLUL XIX PLATI EFECTUATE IN ANII PRECEDENTI SI RECUPERATE IN ANUL CURENT (85.01)	85			-5,341,820	-5,341,820	-5,476,960	-5,476,960	-5,476,960		
Plati efectuate in anii precedenti si recuperate in anul curent (cod 85.01.02+85.01.05)	8501			-5,341,820	-5,341,820	-5,476,960	-5,476,960	-5,476,960		

\*) Se inscriu denumirea si simbolul capitolelor din bugetul aprobat detaliate pe titluri , articole, alineate, pe structura clasificatiei economice

(bugetele locale, bugetul creditelor externe, bugetul creditelor interne, bugetul fondurilor externe nerambursabile - sursa D, institutii finantate integral sau partial din venituri proprii/activitati finantate integral din veniturii proprii

NOTA: Sumele inscrise in col. 6 "Plati efectuate" cu semnul minus la Titlul 85, art. 85.01 "Plati efectuate din precedenti si recuperate in anul curent", se inscriu si pe col. 4 "Angajamente bugetare" si col. 5 "Angajamente legale" la acelasi cod tot cu semnul minus , astfel incat in col. 7 "Angajamente legale de platit" sa nu fie raportate sume.



Conducatorul institutiei

Conducatorul compartimentului  
financiar-contabil



## CONTUL DE EXECUTIE A BUGETULUI CREDITELOR INTERNE- CHELTUIELI

la data de 30.09.2024

Cod 21

-lei-

Denumirea indicatorilor *)	Cod indicator	Credite de angajament		Credite bugetare		Angajamente bugetare	Angajamente legale	Plati efectuate	Angajamente legale de platit	Cheltuieli efective
		Aprobate la finele perioadei de raportare	Trimestriale cumulate	Aprobate la finele perioadei de raportare	Trimestriale cumulate					
A	B	1	2	3	4	5	6	7	8=6-7	9
TOTAL CHELTUIELI (cod 50.07+59.07+63.07+70.07+79.07)	4907	23,000,000	20,739,110	92,350,760	90,089,870	90,089,870	90,089,870	75,162,634	14,927,236	48,663,807
Partea I-a SERVICII PUBLICE GENERALE (cod51.07+54.07)	5007	950,000	300,000	950,000	300,000	300,000	300,000	4,701	295,299	
Alte servicii publice generale (cod 54.07.10+ 54.07.50)	5407	950,000	300,000	950,000	300,000	300,000	300,000	4,701	295,299	
Alte servicii publice generale	540750	950,000	300,000	950,000	300,000	300,000	300,000	4,701	295,299	
Partea a III-a CHELTUIELI SOCIAL-CULTURALE(cod 65.07+66.07+67.07+68.07)	6307	1,610,890		6,756,670	5,145,780	5,145,780	5,145,780	5,145,780		1,439,485
Invatamant (cod 65.07.03 la cod 65.07.05+65.07.07+65.07.11+65.07.50)	6507	1,610,890		6,756,670	5,145,780	5,145,780	5,145,780	5,145,780		1,439,485
Alte cheltuieli In domeniul Invatamantului	650750	1,610,890		6,756,670	5,145,780	5,145,780	5,145,780	5,145,780		1,439,485
Partea IV-a SERVICII SI DEZVOLTARE PUBLICA, LOCUINTE,MEDIU SI APE (cod 70.07+74.07)	6907	2,850,340	2,850,340	14,306,280	14,306,280	14,306,280	14,306,280	11,455,940	2,850,340	14,159,607
Locuinte, servicii si dezvoltare publica (cod 70.07.03+70.07.05 la 70.07.07+70.07.50)	7007			11,455,940	11,455,940	11,455,940	11,455,940	11,455,940		14,159,607
Locuinte (cod 70.07.03.01+70.07.03.30)	700703			11,455,940	11,455,940	11,455,940	11,455,940	11,455,940		4,652,383
Alte cheltuieli in domeniul locuintelor	70070330			11,455,940	11,455,940	11,455,940	11,455,940	11,455,940		4,652,383
Iluminat public si electrificari rurale	700706									6,075,940
Alte servicii in domeniile locuintelor, serviciilor si dezvoltarii comunale	700750									3,431,284
Protectia mediului (cod 74.07.03+74.07.05+74.07.06+74.07.50)	7407	2,850,340	2,850,340	2,850,340	2,850,340	2,850,340	2,850,340		2,850,340	
Salubritate si gestiunea deseurilor (cod 74.07.05.01+74.07.05.02)	740705	2,850,340	2,850,340	2,850,340	2,850,340	2,850,340	2,850,340		2,850,340	
Salubritate	74070501	2,850,340	2,850,340	2,850,340	2,850,340	2,850,340	2,850,340		2,850,340	

A	B	1	2	3	4	5	6	7	8=6-7	9
Partea V-a ACTIUNI ECONOMICE (cod 80.07+81.07+83.07+84.07+ 87.07)	7907	17,588,770	17,588,770	70,337,810	70,337,810	70,337,810	70,337,810	58,556,213	11,781,597	33,064,715
Transporturi (cod 84.07.03+ 84.07.06+84.07.50 )	8407	17,588,770	17,588,770	70,337,810	70,337,810	70,337,810	70,337,810	58,556,213	11,781,597	33,064,715
Transport rutier (cod 84.07.03.01 la 84.07.03.03)	840703	17,588,770	17,588,770	70,337,810	70,337,810	70,337,810	70,337,810	58,556,213	11,781,597	33,064,715
Strazi	84070303	17,588,770	17,588,770	70,337,810	70,337,810	70,337,810	70,337,810	58,556,213	11,781,597	33,064,715
CHELTUIELILE SECTIUNII DE FUNCTIONARE (cod 50.07+59.07++63.07+70.07+74.07+79.07)	4907			69,350,760	69,350,760	69,350,760	69,350,760	69,350,753	7	
Partea III-a CHELTUIELI SOCIAL-CULTURALE (cod 65.07+66.07+67.07+68.07)	6307			5,145,780	5,145,780	5,145,780	5,145,780	5,145,780		
Invatamant (cod 65.07.03 la cod 65.07.05+65.07.07+65.07.11+65.07.13+65.07.50)	6507			5,145,780	5,145,780	5,145,780	5,145,780	5,145,780		
Alte cheltuieli in domeniul Invatamantului	650750			5,145,780	5,145,780	5,145,780	5,145,780	5,145,780		
Partea IV-a SERVICII SI DEZVOLTARE PUBLICA, LOCUINTE, MEDIU SI APE (cod 70.07+74.07)	6907			11,455,940	11,455,940	11,455,940	11,455,940	11,455,940		
Locuinte, servicii si dezvoltare publica (cod 70.07.03+70.07.05 la 70.07.07+70.07.50)	7007			11,455,940	11,455,940	11,455,940	11,455,940	11,455,940		
Locuinte (cod 70.07.03.01+70.07.03.30)	700703			11,455,940	11,455,940	11,455,940	11,455,940	11,455,940		
Alte cheltuieli in domeniul locuintelor	70070330			11,455,940	11,455,940	11,455,940	11,455,940	11,455,940		
Partea V-a ACTIUNI ECONOMICE (cod 80.07+81.07+83.07+84.07+ 87.07)	7907			52,749,040	52,749,040	52,749,040	52,749,040	52,749,033	7	
Transporturi (cod 84.07.03+ 84.07.06+84.07.50 )	8407			52,749,040	52,749,040	52,749,040	52,749,040	52,749,033	7	
Transport rutier (cod 84.07.03.01 la 84.07.03.03)	840703			52,749,040	52,749,040	52,749,040	52,749,040	52,749,033	7	
Strazi	84070303			52,749,040	52,749,040	52,749,040	52,749,040	52,749,033	7	
CHELTUIELILE SECTIUNII DE DEZVOLTARE(cod 50.07+59.07+63.07+70.07+74.07+79.07)	4907	23,000,000	20,739,110	23,000,000	20,739,110	20,739,110	20,739,110	5,811,881	14,927,229	48,663,807
Partea I-a SERVICII PUBLICE GENERALE(cod51.07+54.07)	5007	950,000	300,000	950,000	300,000	300,000	300,000	4,701	295,299	
Alte servicii publice generale (cod 54.07.10+ 54.07.50)	5407	950,000	300,000	950,000	300,000	300,000	300,000	4,701	295,299	
Alte servicii publice generale	540750	950,000	300,000	950,000	300,000	300,000	300,000	4,701	295,299	
Partea III-a CHELTUIELI SOCIAL-CULTURALE (cod 65.07+66.07+67.07+68.07)	6307	1,610,890		1,610,890						1,439,485
Invatamant (cod 65.07.03+65.07.04+65.07.05+65.07.07+61.07.11+65.07.13+65.07.50)	6507	1,610,890		1,610,890						1,439,485
Alte cheltuieli In domeniul Invatamantului	650750	1,610,890		1,610,890						1,439,485

A	B	1	2	3	4	5	6	7	8=6-7	9
Partea IV-a SERVICII SI DEZVOLTARE PUBLICA, LOCUINTE, MEDIU SI APE (cod 70.07+74.07)	6907	2,850,340	2,850,340	2,850,340	2,850,340	2,850,340	2,850,340		2,850,340	14,159,607
Locuinte, servicii si dezvoltare publica (cod 70.07.03+70.07.05+70.07.06+70.07.07+70.07.50)	7007									14,159,607
Locuinte (cod 70.07.03.01+70.07.03.30)	700703									4,652,383
Alte cheltuieli in domeniul locuintelor	70070330									4,652,383
Iluminat public si electrificari rurale	700706									6,075,940
Alte servicii în domeniile locuintelor, serviciilor si dezvoltarii comunale	700750									3,431,284
Protectia mediului (cod 74.07.03+74.07.05+74.07.06+74.07.50)	7407	2,850,340	2,850,340	2,850,340	2,850,340	2,850,340	2,850,340		2,850,340	
Salubritate si gestiunea deseurilor (cod 74.07.05.01+74.07.05.02)	740705	2,850,340	2,850,340	2,850,340	2,850,340	2,850,340	2,850,340		2,850,340	
Salubritate	74070501	2,850,340	2,850,340	2,850,340	2,850,340	2,850,340	2,850,340		2,850,340	
Partea V-a ACTIUNI ECONOMICE (cod 80.07+81.07+83.07+84.07+ 87.07)	7907	17,588,770	17,588,770	17,588,770	17,588,770	17,588,770	17,588,770	5,807,180	11,781,590	33,064,715
Transporturi (cod 84.07.03+84.07.06+84.07.50D)	8407	17,588,770	17,588,770	17,588,770	17,588,770	17,588,770	17,588,770	5,807,180	11,781,590	33,064,715
Transport rutier (cod 84.07.03.01 la 84.07.03.03)	840703	17,588,770	17,588,770	17,588,770	17,588,770	17,588,770	17,588,770	5,807,180	11,781,590	33,064,715
Strazi	84070303	17,588,770	17,588,770	17,588,770	17,588,770	17,588,770	17,588,770	5,807,180	11,781,590	33,064,715

Nota: Se detaliaza pe structura clasificatiei economice (Anexa 7)

Conducatorul institutiei



Conducatorul compartimentului  
financiar-contabil

## CONTUL DE EXECUTIE AL INSTITUTIILOR PUBLICE - CHELTUIELI

la data de 30.09.2024

Cod 21 Capitol 5007

Subcapitol

-lei-

DENUMIREA INDICATORILOR*)	Cod indicator	Credite de angajament		Credite bugetare		Angajamente bugetare	Angajamente legale	Plati efectuate	Angajamente legale de platit	Cheltuieli efective
		Aprobate la finele perioadei de raportare	Trimestriale cumulate	Aprobate la finele perioadei de raportare	Trimestriale cumulate					
A	B	1	2	3	4	5	6	7	8=6-7	9
TOTAL CHELTUIELI(SECTIUNEA DE FUNCTIONARE+SECTIUNEA DE DEZVOLTARE)		23,000,000	20,739,110	92,350,760	90,089,870	90,089,870	90,089,870	75,162,634	14,927,236	48,663,807
SECTIUNEA DE FUNCTIONARE (cod 01+79+85)				69,350,760	69,350,760	69,350,760	69,350,760	69,350,753	7	
OPERATIUNI FINANCIARE (cod 80+81)	79			69,350,760	69,350,760	69,350,760	69,350,760	69,350,753	7	
TITLUL XIX RAMBURSARI DE CREDITE (cod 81.01+81.02+81.05)	81			69,350,760	69,350,760	69,350,760	69,350,760	69,350,753	7	
Rambursari de credite interne (cod 81.02.01+81.02.02+81.02.05)	8102			69,350,760	69,350,760	69,350,760	69,350,760	69,350,753	7	
Rambursari de credite aferente datoriei publice interne locale	810205			69,350,760	69,350,760	69,350,760	69,350,760	69,350,753	7	
SECTIUNEA DE DEZVOLTARE (cod 55+56+58+60+61+70+81+85)		23,000,000	20,739,110	23,000,000	20,739,110	20,739,110	20,739,110	5,811,881	14,927,229	48,663,807
TITLUL X Proiecte cu finantare din fonduri externe nerambursabile aferente cadrului financiar 2014-2020 (cod 58.01 la 58.05+58.11+58.12+58.15+58.16+58.30)	58	17,588,770	17,588,770	17,588,770	17,588,770	17,588,770	17,588,770	5,807,180	11,781,590	8,526,494
Programe din Fondul European de Dezvoltare Regionala (FEDR) (cod 58.01.01 la 58.01.03)	5801	17,588,770	17,588,770	17,588,770	17,588,770	17,588,770	17,588,770	5,807,180	11,781,590	8,526,494
Finantarea nationala	580101									6,320,933
Cheltuieli neeligibile	580103	17,588,770	17,588,770	17,588,770	17,588,770	17,588,770	17,588,770	5,807,180	11,781,590	2,205,561
CHELTUIELI DE CAPITAL ((cod 71+72+75)	70	5,411,230	3,150,340	5,411,230	3,150,340	3,150,340	3,150,340	4,701	3,145,639	40,137,313
TITLUL XV ACTIVE NEFINANCIARE (cod 71.01 + 71.03)	71	5,411,230	3,150,340	5,411,230	3,150,340	3,150,340	3,150,340	4,701	3,145,639	40,137,313
Active fixe (cod 71.01.01 la 71.01.03+71.01.30)	7101	5,411,230	3,150,340	5,411,230	3,150,340	3,150,340	3,150,340	4,701	3,145,639	40,137,313
Constructii	710101									14,349,389


A	B	1	2	3	4	5	6	7	8=6-7	9
Alte active fixe	710130	5,411,230	3,150,340	5,411,230	3,150,340	3,150,340	3,150,340	4,701	3,145,639	25,787,924
TITLUL XVI RAMBURSARI DE CREDETE	81			69,350,760	69,350,760	69,350,760	69,350,760	69,350,753	7	
OPERATIUNI FINANCIARE (cod 81)	79			69,350,760	69,350,760	69,350,760	69,350,760	69,350,753	7	
A. CHELTUIELILE CURENTE (10+20+30+40+50+51+55+56+58+57+59+60+61)	01	17,588,770	17,588,770	17,588,770	17,588,770	17,588,770	17,588,770	5,807,180	11,781,590	8,526,494

Se inscriu denumirea si simbolul capitolelor din bugetul aprobat detaliate pe titluri , articole, alineate, pe structura clasificatiei economice

(bugetele locale, bugetul creditelor externe, bugetul creditelor interne, bugetul fondurilor externe nerambursabile - sursa D, institutii finantate integral sau partial din venituri proprii/activitati finantate integral din venituri proprii

NOTA: Sumele inscrise in col. 6 "Plati efectuate" cu semnul minus la Titlul 85, art. 85.01 "Plati efectuate din precedenti si recuperate in anul curent", se inscriu si pe col. 4 "Angajamente bugetare" si col. 5 "Angajamente legale" la acelasi cod tot cu semnul minus , astfel incat in col. 7 "Angajamente legale de platit" sa nu fie raportate sume.

Conducatorul institutiei



Conducatorul compartimentului  
financiar-contabil

## CONTUL DE EXECUTIE

## A BUGETULUI INSTITUTIILOR PUBLICE SI ACTIVITATILOR FINANTATE INTEGRAL SAU PARTIAL DIN VENITURI PROPRII (DE SUBORDONARE LOCALA) -VENITUR

la data de 30.09.2024

Cod 20

50.10 - TOTAL SURSA ET C

-lei-

Denumirea indicatorilor	Cod indicator	Prevederi bugetare		Drepturi constatate			Incasari realizate	Stingeri pe alte cai decat incasari	Drepturi constatate de incasat
		Aprobate la finele perioadei de raportare	Trimestriale cumulate	Total, din care:	din anii precedenti	din anul curent			
A	B	1	2	3=4+5	4	5	6	7	8=3-6-7
TOTAL VENITURI (cod 00.02+00.15+00.16+00.17+45.10+48.10)	000110	33,164,160	29,460,090	27,789,752	638,666	27,151,086	27,147,396		642,356
I. VENITURI CURENTE (cod 00.03+00.12)	0002	10,221,820	8,551,300	7,887,575	638,666	7,248,909	7,245,219		642,356
C. VENITURI NEFISCALE ( cod 00.13+00.14)	2900	10,221,820	8,551,300	7,887,575	638,666	7,248,909	7,245,219		642,356
C1. VENITURI DIN PROPRIETATE (cod 30.10+31.10)	3000	314,580	285,530	215,927	11,357	204,570	186,575		29,352
Venituri din proprietate (cod 30.10.05+30.10.08+30.10.09+30.10.50)	3010	314,580	285,530	215,927	11,357	204,570	186,575		29,352
Venituri din concesiuni si inchirieri (cod 30.10.05.30)	301005	314,580	285,530	215,927	11,357	204,570	186,575		29,352
Alte venituri din concesiuni si inchirieri de catre institutiile publice	30100530	314,580	285,530	215,927	11,357	204,570	186,575		29,352
C2. VANZARI DE BUNURI SI SERVICII (cod 33.10+34.10+35.10+36.10+37.10)	3300	9,907,240	8,265,770	7,671,648	627,309	7,044,339	7,058,644		613,004
Venituri din prestari de servicii si alte activitati (cod 33.10.05+33.10.08+33.10.09+33.10.13+ 33.10.14+ 33.10.16+33.10.17+33.10.19 la 33.10.21+33.10.30 la 33.10.32+33.10.50)	3310	6,190,280	4,952,810	4,829,202	397,265	4,431,937	4,481,212		347,990
Taxe si alte venituri in invatamant	331005	60,500	57,000	34,727		34,727	34,727		
Venituri din prestari de servicii	331008	4,275,970	3,176,520	3,536,392	393,711	3,142,681	3,190,802		345,590
Contributia elevilor si studentilor pentru internate, camine si cantine.	331014	1,755,880	1,651,360	1,173,930	894	1,173,036	1,173,930		
Alte venituri din prestari de servicii si alte activitati	331050	97,930	67,930	84,153	2,660	81,493	81,753		2,400
Diverse venituri (cod 36.10.04+36.10.32+36.10.50)	3610	3,676,960	3,272,960	2,802,446	230,044	2,572,402	2,537,432		265,014
Alte venituri	361050	3,676,960	3,272,960	2,802,446	230,044	2,572,402	2,537,432		265,014
Transferuri voluntare, altele decat subventiile (cod 37.10.01+37.10.03+37.10.04+37.10.50)	3710	40,000	40,000	40,000		40,000	40,000		
Donatii si sponsorizari	371001	40,000	40,000	40,000		40,000	40,000		

175

A	B	1	2	3=4+5	4	5	6	7	8=3-6-7
Varsaminte din sectiunea de functionare pentru finantarea sectiunii de dezvoltare a bugetului local (cu semnul minus)	371003	-188,560	-188,560	-5,945		-5,945	-5,945		
Varsaminte din sectiunea de functionare	371004	188,560	188,560	5,945		5,945	5,945		
<b>III. OPERATIUNI FINANCIARE (cod 40.10+41.10)</b>	<b>0016</b>	<b>951,340</b>	<b>951,340</b>	<b>674,307</b>		<b>674,307</b>	<b>674,307</b>		
Încasări din rambursarea împrumuturilor acordate (cod. 40.10.15+40.10.16)	4010	951,340	951,340	674,307		674,307	674,307		
Sume utilizate din excedentul anului precedent pentru efectuarea de cheltuieli (cod. 40.10.15.01+40.10.15.02)	401015	951,340	951,340	674,307		674,307	674,307		
Sume utilizate de administratiile locale din excedentul anului precedent pentru sectiunea de functionare	40101501	824,020	824,020	560,988		560,988	560,988		
Sume utilizate de administratiile locale din excedentul anului precedent pentru sectiunea de dezvoltare	40101502	127,320	127,320	113,319		113,319	113,319		
<b>IV. SUBVENTII (cod 00.18)</b>	<b>4100</b>	<b>21,991,000</b>	<b>19,957,450</b>	<b>19,227,870</b>		<b>19,227,870</b>	<b>19,227,870</b>		
Subventii de la alte administratii (cod 43.10.09+43.10.10+43.10.14 la 43.10.17+43.10.19 + 43.10.25 la 43.10.27+43.10.31+43.10.33+43.10.40+43.10.50)	4310	21,991,000	19,957,450	19,227,870		19,227,870	19,227,870		
Subventii pentru institutii publice	431009	21,991,000	19,957,450	19,227,870		19,227,870	19,227,870		
<b>VENITURILE SECTIUNII DE FUNCTIONARE (cod 00.02+00.16+00.17) - TOTAL</b>	<b>000110</b>	<b>32,848,280</b>	<b>29,144,210</b>	<b>27,670,488</b>	<b>638,666</b>	<b>27,031,822</b>	<b>27,028,132</b>		<b>642,356</b>
<b>I. VENITURI CURENTE (cod 00.03+00.12)</b>	<b>0002</b>	<b>10,033,260</b>	<b>8,362,740</b>	<b>7,881,630</b>	<b>638,666</b>	<b>7,242,964</b>	<b>7,239,274</b>		<b>642,356</b>
<b>C. VENITURI NEFISCALE ( cod 00.13+00.14)</b>	<b>2900</b>	<b>10,033,260</b>	<b>8,362,740</b>	<b>7,881,630</b>	<b>638,666</b>	<b>7,242,964</b>	<b>7,239,274</b>		<b>642,356</b>
<b>C1. VENITURI DIN PROPRIETATE (cod 30.10 +31.10)</b>	<b>3000</b>	<b>314,580</b>	<b>285,530</b>	<b>215,927</b>	<b>11,357</b>	<b>204,570</b>	<b>186,575</b>		<b>29,352</b>
Venituri din proprietate (cod 30.10.05+30.10.08+30.10.09+30.10.50)	3010	314,580	285,530	215,927	11,357	204,570	186,575		29,352
Venituri din concesiuni si inchirieri (cod 30.10.05.30)	301005	314,580	285,530	215,927	11,357	204,570	186,575		29,352
Alte venituri din concesiuni si inchirieri de catre institutiile publice	30100530	314,580	285,530	215,927	11,357	204,570	186,575		29,352
<b>C2. VANZARI DE BUNURI SI SERVICII (cod 33.10+34.10+35.10+36.10+37.10)</b>	<b>3300</b>	<b>9,718,680</b>	<b>8,077,210</b>	<b>7,665,703</b>	<b>627,309</b>	<b>7,038,394</b>	<b>7,052,699</b>		<b>613,004</b>
Venituri din prestari de servicii si alte activitati (cod 33.10.05+33.10.08+33.10.09+33.10.13+ 33.10.14 +33.10.16+33.10.17 +33.10.19 la 33.10.21+33.10.30 la 33.10.32+33.10.50)	3310	6,190,280	4,952,810	4,829,202	397,265	4,431,937	4,481,212		347,990
Taxe si alte venituri in invatamant	331005	60,500	57,000	34,727		34,727	34,727		
Venituri din prestari de servicii	331008	4,275,970	3,176,520	3,536,392	393,711	3,142,681	3,190,802		345,590
Contributia elevilor si studentilor pentru internate, camine si cantine.	331014	1,755,880	1,651,360	1,173,930	894	1,173,036	1,173,930		
Alte venituri din prestari de servicii si alte activitati	331050	97,930	67,930	84,153	2,660	81,493	81,753		2,400

A	B	1	2	3=4+5	4	5	6	7	8=3-6-7
Diverse venituri (cod 36.10.04+36.10.32+36.10.50)	3610	3,676,960	3,272,960	2,802,446	230,044	2,572,402	2,537,432		265,014
Alte venituri	361050	3,676,960	3,272,960	2,802,446	230,044	2,572,402	2,537,432		265,014
Transferuri voluntare, altele decât subvențiile (cod 37.10.01+37.10.03+37.10.50)	3710	-148,560	-148,560	34,055		34,055	34,055		
Donatii si sponsorizari	371001	40,000	40,000	40,000		40,000	40,000		
Varsaminte din sectiunea de functionare pentru finantarea sectiunii de dezvoltare a bugetului local (cu semnul minus)	371003	-188,560	-188,560	-5,945		-5,945	-5,945		
III.OPERATIUNI FINANCIARE (cod 40.10+41.10)	0016	824,020	824,020	560,988		560,988	560,988		
Încasari din rambursarea împrumuturilor acordate (cod. 40.10.15)	4010	824,020	824,020	560,988		560,988	560,988		
Sume utilizate din excedentul anului precedent pentru efectuarea de cheltuieli (cod. 40.10.15.01)	401015	824,020	824,020	560,988		560,988	560,988		
Sume utilizate de administratiile locale din excedentul anului precedent pentru sectiunea de functionare	40101501	824,020	824,020	560,988		560,988	560,988		
IV. SUBVENTII (cod 00.18)	4100	21,991,000	19,957,450	19,227,870		19,227,870	19,227,870		
SUBVENTII DE LA ALTE NIVELE ALE ADMINISTRATIEI PUBLICE (cod 42.10+43.10)	0018	21,991,000	19,957,450	19,227,870		19,227,870	19,227,870		
Subventii de la alte administratii (cod 43.10.09+43.10.10 +43.10.15+43.10.33+43.10.40)	4310	21,991,000	19,957,450	19,227,870		19,227,870	19,227,870		
Subventii pentru institutii publice	431009	21,991,000	19,957,450	19,227,870		19,227,870	19,227,870		
VENITURILE SECTIUNII DE DEZVOLTARE (cod 00.02+00.15+00.16+00.17+45.10+46.10+48.10) - TOTAL	000110	315,880	315,880	119,264		119,264	119,264		
I. VENITURI CURENTE (cod 00.12)	0002	188,560	188,560	5,945		5,945	5,945		
C. VENITURI NEFISCALE ( cod 00.14)	2900	188,560	188,560	5,945		5,945	5,945		
2. VANZARI DE BUNURI SI SERVICII (cod 36.10+37.10)	3300	188,560	188,560	5,945		5,945	5,945		
Transferuri voluntare, altele decât subvențiile (cod 37.10.04)	3710	188,560	188,560	5,945		5,945	5,945		
Varsaminte din sectiunea de functionare	371004	188,560	188,560	5,945		5,945	5,945		
III.OPERATIUNI FINANCIARE (cod 40.10)	0016	127,320	127,320	113,319		113,319	113,319		
Încasari din rambursarea împrumuturilor acordate (cod. 40.10.15+ 40.10.16)	4010	127,320	127,320	113,319		113,319	113,319		
Sume utilizate din excedentul anului precedent pentru efectuarea de cheltuieli (cod. 40.10.15.02)	401015	127,320	127,320	113,319		113,319	113,319		
Sume utilizate de administratiile locale din excedentul anului precedent pentru sectiunea de dezvoltare	40101502	127,320	127,320	113,319		113,319	113,319		

PRIMĂRIA MUNICIPIULUI BUZĂU
   
 PRIMAR
   
 [Signature]

DIRECTOR ECONOMIC
   
 [Signature]



**CONTUL DE EXECUTIE**  
**A BUGETULUI INSTITUTIILOR PUBLICE SI ACTIVITATILOR FINANTATE INTEGRAL SAU PARTIAL DIN VENITURI PROPRII (DE SUBORDONARE LOCALA) -CHELTUIELI**

la data de 30.09.2024

Denumirea indicatorilor *)	Cod indicator	Credite de angajament		Credite bugetare		Angajamente bugetare	Angajamente legale	Plati efectuate	Angajamente legale de platit	Cheltuieli efective
		Aprobate la finele perioadei de raportare	Trimestriale cumulate	Aprobate la finele perioadei de raportare	Trimestriale cumulate					
A	B	1	2	3	4	5	6	7	8=6-7	9
TOTAL CHELTUIELI - SECTIUNEA DE FUNCTIONARE + SECTIUNEA DE DEZVOLTARE (cod 50.10+59.10+63.10+70.10+74.10+79.10)	4910	315,880	315,880	33,164,160	29,460,090	29,408,000	29,408,000	24,935,940	4,472,060	25,084,994
Partea I-a SERVICII PUBLICE GENERALE (cod 54.10+55.10)	5010	9,880	9,880	5,613,910	4,514,460	4,485,576	4,485,576	3,957,823	527,753	3,611,350
Alte servicii publice generale (cod 54.10.10+54.10.50)	5410	9,880	9,880	5,613,910	4,514,460	4,485,576	4,485,576	3,957,823	527,753	3,611,350
Alte servicii publice generale	541050	9,880	9,880	5,613,910	4,514,460	4,485,576	4,485,576	3,957,823	527,753	3,611,350
Partea II-a APARARE, ORDINE PUBLICA SI SIGURANTA NATIONALA (cod 61.10)	5910			7,405,000	5,980,870	5,957,656	5,957,656	5,511,611	446,045	5,556,033
Ordine publica si siguranta nationala (cod 61.10.03+61.10.05+61.10.50)	6110			7,405,000	5,980,870	5,957,656	5,957,656	5,511,611	446,045	5,556,033
Ordine publica (cod 61.10.03.04)	611003			7,405,000	5,980,870	5,957,656	5,957,656	5,511,611	446,045	5,556,033
Politie locala	61100304			7,405,000	5,980,870	5,957,656	5,957,656	5,511,611	446,045	5,556,033
Partea III-a CHELTUIELI SOCIAL-CULTURALE (cod 65.10+66.10+67.10+68.10)	6310	306,000	306,000	20,145,250	18,964,760	18,964,768	18,964,768	15,466,506	3,498,262	15,917,611
Invatamant (cod 65.10.03 la 65.10.05+65.10.07+65.10.11+65.10.50)	6510	66,000	66,000	6,077,320	5,536,250	5,536,250	5,536,250	3,564,090	1,972,160	3,697,129
Invaatamant prescolar si primar (cod 65.10.03.01+65.10.03.02)	651003			3,727,250	3,323,250	3,323,250	3,323,250	2,281,069	1,042,181	2,308,007
Invatamant prescolar	65100301			3,727,250	3,323,250	3,323,250	3,323,250	2,281,069	1,042,181	2,308,007
Invatamant secundar (cod 65.10.04.01 la 65.10.04.03)	651004	66,000	66,000	2,350,070	2,213,000	2,213,000	2,213,000	1,283,021	929,979	1,389,122
Invatamant secundar inferior	65100401			133,430	124,430	124,430	124,430	63,878	60,552	77,947
Invatamant secundar superior	65100402	66,000	66,000	2,216,640	2,088,570	2,088,570	2,088,570	1,219,143	869,427	1,311,175


124

A	B	1	2	3	4	5	6	7	8=6-7	9
Cultura, recreere si religie (cod 67.10.03+67.10.05+67.10.50)	6710	240,000	240,000	14,067,930	13,428,510	13,428,518	13,428,518	11,902,416	1,526,102	12,220,482
Servicii culturale (cod 67.10.03.03 la 67.10.03.07+67.10.03.09 la 67.10.03.11+67.10.03.15+67.10.03.30)	671003			3,936,000	3,382,580	3,382,588	3,382,588	2,774,343	608,245	2,777,316
Case de cultura	67100306			3,936,000	3,382,580	3,382,588	3,382,588	2,774,343	608,245	2,777,316
Servicii recreative si sportive (cod 67.10.05.01)	671005	240,000	240,000	10,131,930	10,045,930	10,045,930	10,045,930	9,128,073	917,857	9,443,166
Sport	67100501	240,000	240,000	10,131,930	10,045,930	10,045,930	10,045,930	9,128,073	917,857	9,443,166
CHELTUIELILE SECTIUNII DE FUNCTIONARE (cod 50.10+59.10+63.10+70.10+74.10+79.10)	4910	315,880	315,880	33,164,160	29,460,090	29,408,000	29,408,000	24,935,940	4,472,060	25,084,994
Partea I-a SERVICII PUBLICE GENERALE (cod 51.10+54.10+55.10)	5010			5,604,030	4,504,580	4,475,696	4,475,696	3,957,823	517,873	3,554,044
Alte servicii publice generale (cod 54.10.10+54.10.50)	5410			5,604,030	4,504,580	4,475,696	4,475,696	3,957,823	517,873	3,554,044
Alte servicii publice generale	541050			5,604,030	4,504,580	4,475,696	4,475,696	3,957,823	517,873	3,554,044
Partea II-a APARARE, ORDINE PUBLICA SI SIGURANTA NATIONALA (cod 61.10)	5910			7,405,000	5,980,870	5,957,656	5,957,656	5,511,611	446,045	5,543,177
Ordine publica si siguranta nationala (cod 61.10.03+61.10.05+61.10.50)	6110			7,405,000	5,980,870	5,957,656	5,957,656	5,511,611	446,045	5,543,177
Ordine publica (cod 61.10.03.04)	611003			7,405,000	5,980,870	5,957,656	5,957,656	5,511,611	446,045	5,543,177
Poliție locala	61100304			7,405,000	5,980,870	5,957,656	5,957,656	5,511,611	446,045	5,543,177
Partea III-a CHELTUIELI SOCIAL-CULTURALE (cod 65.10+66.10+67.10+68.10)	6310			19,839,250	18,658,760	18,658,768	18,658,768	15,460,561	3,198,207	15,837,360
Invatamant (cod 65.10.03 la 65.10.05+65.10.07+65.10.11+65.10.50)	6510			6,011,320	5,470,250	5,470,250	5,470,250	3,558,145	1,912,105	3,650,025
Invatamant prescolar si primar (cod 65.10.03.01+65.10.03.02)	651003			3,727,250	3,323,250	3,323,250	3,323,250	2,281,069	1,042,181	2,308,007
Invatamant prescolar	65100301			3,727,250	3,323,250	3,323,250	3,323,250	2,281,069	1,042,181	2,308,007
Invatamant secundar (cod 65.10.04.01 la 65.10.04.03)	651004			2,284,070	2,147,000	2,147,000	2,147,000	1,277,076	869,924	1,342,018
Invatamant secundar inferior	65100401			133,430	124,430	124,430	124,430	63,878	60,552	77,947
Invatamant secundar superior	65100402			2,150,640	2,022,570	2,022,570	2,022,570	1,213,198	809,372	1,264,071
Cultura, recreere si religie (cod 67.10.03+67.10.05+67.10.50)	6710			13,827,930	13,188,510	13,188,518	13,188,518	11,902,416	1,286,102	12,187,335
Servicii culturale (cod 67.10.03.03 la 67.10.03.07+67.10.03.09 la 67.10.03.11+67.10.03.15+67.10.03.30)	671003			3,936,000	3,382,580	3,382,588	3,382,588	2,774,343	608,245	2,750,491
Case de cultura	67100306			3,936,000	3,382,580	3,382,588	3,382,588	2,774,343	608,245	2,750,491
Servicii recreative si sportive (cod 67.10.05.01)	671005			9,891,930	9,805,930	9,805,930	9,805,930	9,128,073	677,857	9,436,844
Sport	67100501			9,891,930	9,805,930	9,805,930	9,805,930	9,128,073	677,857	9,436,844


173

A	B	1	2	3	4	5	6	7	8=6-7	9
CHELTUIELILE SECTIUNII DE DEZVOLTARE (cod 50.10+59.10+63.10+70.10+74.10+79.10)	4910	315,880	315,880	315,880	315,880	315,880	315,880	5,945	309,935	150,413
Partea I-a SERVICII PUBLICE GENERALE (cod 51.10+54.10)	5010	9,880	9,880	9,880	9,880	9,880	9,880		9,880	57,306
Alte servicii publice generale (cod 54.10.10+54.10.50)	5410	9,880	9,880	9,880	9,880	9,880	9,880		9,880	57,306
Alte servicii publice generale	541050	9,880	9,880	9,880	9,880	9,880	9,880		9,880	57,306
Partea II-a APARARE, ORDINE PUBLICA SI SIGURANTA NATIONALA (cod 61.10)	5910									12,856
Ordine publica si siguranta nationala (cod 61.10.03+61.10.05+61.10.50)	6110									12,856
Ordine publica (cod 61.10.03.04)	611003									12,856
Politie locala	61100304									12,856
Partea III-a CHELTUIELI SOCIAL-CULTURALE (cod 65.10+66.10+67.10+68.10)	6310	306,000	306,000	306,000	306,000	306,000	306,000	5,945	300,055	80,251
Invatamant (cod 65.10.03 la 65.10.05+65.10.07+65.10.11+65.10.50)	6510	66,000	66,000	66,000	66,000	66,000	66,000	5,945	60,055	47,104
Invatamant secundar (cod 65.10.04.01 la 65.10.04.03)	651004	66,000	66,000	66,000	66,000	66,000	66,000	5,945	60,055	47,104
Invatamant secundar superior	65100402	66,000	66,000	66,000	66,000	66,000	66,000	5,945	60,055	47,104
Cultura, recreere si religie (cod 67.10.03+67.10.05+67.10.50)	6710	240,000	240,000	240,000	240,000	240,000	240,000		240,000	33,147
Servicii culturale (cod 67.10.03.03 la 67.10.03.07+67.10.03.09 la 67.10.03.11+67.10.03.15+67.10.03.30)	671003									26,825
Case de cultura	67100306									26,825
Servicii recreative si sportive (cod 67.10.05.01)	671005	240,000	240,000	240,000	240,000	240,000	240,000		240,000	6,322
Sport	67100501	240,000	240,000	240,000	240,000	240,000	240,000		240,000	6,322

Nota: Se detaliaza pe structura clasificatiei economice (Anexa 7)

Conducatorul institutiei  


2810

2211.456  
 Conducatorul compartimentului  
 financiar-contabil  


## CONTUL DE EXECUTIE AL INSTITUTIILOR PUBLICE - CHELTUIELI

la data de 30.09.2024

Cod 21 Capitol 5010

Subcapitol

-lei-

DENUMIREA INDICATORILOR*)	Cod indicator	Credite de angajament		Credite bugetare		Angajamente bugetare	Angajamente legale	Plati efectuate	Angajamente legale de platit	Cheltuieli efective
		Aprobate la finele perioadei de raportare	Trimestriale cumulate	Aprobate la finele perioadei de raportare	Trimestriale cumulate					
A	B	1	2	3	4	5	6	7	8=6-7	9
TOTAL CHELTUIELI(SECTIUNEA DE FUNCTIONARE+SECTIUNEA DE DEZVOLTARE)		315,880	315,880	33,164,160	29,460,090	29,408,000	29,408,000	24,935,940	4,472,060	25,084,994
SECTIUNEA DE FUNCTIONARE (cod 01+79+85)				32,848,280	29,144,210	29,092,120	29,092,120	24,929,995	4,162,125	24,934,581
CHELTUIELI CURENTE (10+20+30+40+50+51SF+55SF+57+59)	01			32,871,250	29,167,180	29,167,180	29,167,180	25,005,055	4,162,125	24,934,581
TITLUL I CHELTUIELI DE PERSONAL (cod 10.01 la10.03)	10			15,375,280	12,257,000	12,257,000	12,257,000	11,156,196	1,100,804	11,075,369
Cheltuieli salariale in bani ( cod 10.01.01+10.01.03 la 10.01.17+10.01.29 +10.01.30)	1001			14,503,780	11,487,600	11,487,600	11,487,600	10,418,384	1,069,216	10,339,073
Salarii de baza	100101			13,407,360	10,620,730	10,620,730	10,620,730	9,778,252	842,478	9,707,982
Sporuri pentru conditii de munca	100105			206,710	173,150	173,150	173,150	124,670	48,480	124,503
Alte sporuri	100106			497,160	388,640	388,640	388,640	289,879	98,761	286,345
Indemnizatii platite unor persoane din afara unitatii	100112			5,280	5,280	5,280	5,280		5,280	
Drepturi de delegare	100113			19,500	18,500	18,500	18,500	598	17,902	598
Indemnizatii de hrana	100117			363,770	277,300	277,300	277,300	224,985	52,315	219,645
Alte drepturi salariale in bani	100130			4,000	4,000	4,000	4,000		4,000	
Cheltuieli salariale in natura ( cod 10.02.01 la 10.02.06+10.02.30)	1002			496,800	457,300	457,300	457,300	443,111	14,189	443,111
Norme de hrana	100202			250,000	210,500	210,500	210,500	206,443	4,057	206,443
Vouchere de vacanta	100206			246,800	246,800	246,800	246,800	236,668	10,132	236,668
Contributii (cod 10.03.01 la 10.03.08)	1003			374,700	312,100	312,100	312,100	294,701	17,399	293,185
Contributii de asigurari sociale de stat	100301			63,000	63,000	63,000	63,000	62,766	234	59,703

A	B	1	2	3	4	5	6	7	8=6-7	9
Contributia asiguratorie pentru munca	100307			308,390	245,790	245,790	245,790	230,493	15,297	232,087
Contributii platite de angajator in numele angajatului	100308			3,310	3,310	3,310	3,310	1,442	1,868	1,395
TITLUL II BUNURI SI SERVICII (cod 20.01 la 20.06+20.09 la 20.16+20.18 la 20.25+20.27+20.30)	20			17,495,970	16,910,180	16,910,180	16,910,180	13,848,859	3,061,321	13,859,212
Bunuri si servicii (cod 20.01.01 la 20.01.09+20.01.30)	2001			3,016,000	2,923,730	2,923,730	2,923,730	2,309,964	613,766	2,144,457
Furnituri de birou	200101			69,200	66,700	66,700	66,700	36,643	30,057	44,721
Materiale pentru curatenie	200102			108,460	104,960	104,960	104,960	53,897	51,063	60,435
Incalzit, iluminat si forta motrica	200103			980,720	962,720	962,720	962,720	720,033	242,687	656,405
Apa, canal si salubritate	200104			221,400	210,600	210,600	210,600	167,578	43,022	144,929
Carburanti si lubrifianti	200105			122,900	108,900	108,900	108,900	83,054	25,846	79,825
Piese de schimb	200106			40,780	40,780	40,780	40,780	6,108	34,672	11,674
Transport	200107			420,000	420,000	420,000	420,000	410,521	9,479	446,324
Posta, telecomunicatii, radio, tv, internet	200108			134,360	118,080	118,080	118,080	91,976	26,104	88,627
Materiale si prestari de servicii cu caracter functional	200109			597,380	586,440	586,440	586,440	537,447	48,993	409,306
Alte bunuri si servicii pentru intretinere si functionare	200130			320,800	304,550	304,550	304,550	202,707	101,843	202,211
Reparatii curente	2002			258,480	258,480	258,480	258,480	170,629	87,851	156,836
Hrana (cod 20.03.01+20.03.02)	2003			5,722,380	5,270,860	5,270,860	5,270,860	3,744,390	1,526,470	3,686,064
Hrana pentru oameni	200301			5,722,380	5,270,860	5,270,860	5,270,860	3,744,390	1,526,470	3,686,064
Medicamente si materiale sanitare (cod 20.04.01 la 20.04.04)	2004			76,000	76,000	76,000	76,000	69,119	6,881	77,361
Medicamente	200401			60,000	60,000	63,108	60,000	56,415	3,585	61,838
Materiale sanitare	200402			16,000	16,000	12,892	16,000	12,704	3,296	15,523
Bunuri de natura obiectelor de inventar (cod 20.05.01+20.05.03+20.05.30)	2005			520,340	509,840	509,840	509,840	244,418	265,422	410,320
Uniforme si echipament	200501			282,740	282,740	282,740	282,740	137,871	144,869	261,045
Lenjerie si accesorii de pat	200503			11,980	11,980	11,980	11,980	4,198	7,782	804
Alte obiecte de inventar	200530			225,620	215,120	215,120	215,120	102,349	112,771	148,471
Deplasari, detasari, transferari (cod 20.06.01+20.06.02)	2006			13,860	13,860	13,860	13,860	5,836	8,024	5,836
Deplasari interne, detasari, transferari	200601			13,860	13,860	13,860	13,860	5,836	8,024	5,836
Carti, publicatii si materiale documentare	2011			7,720	5,720	5,720	5,720	1,128	4,592	1,101
Consultanta si expertiza	2012			58,000	58,000	58,000	58,000	52,312	5,688	53,267
Pregatire profesionala	2013			16,690	16,690	16,690	16,690	2,500	14,190	2,500
Protectia muncii	2014			33,160	31,160	31,160	31,160	20,236	10,924	19,320

A	B	1	2	3	4	5	6	7	8=6-7	9
Cheltuieli judiciare si extrajudiciare derivate din actiuni in reprezentarea intereselor statului, potrivit dispozitiilor legale	2025			1,000	1,000	1,000	1,000	20	980	20
Alte cheltuieli (cod 20.30.01 la 20.30.04+20.30.06+20.30.07+20.30.09+20.30.30)	2030			7,772,340	7,744,840	7,744,840	7,744,840	7,228,307	516,533	7,302,130
Reclama si publicitate	203001			2,680	2,680	2,680	2,680		2,680	
Prime de asigurare non-viata	203003			45,700	43,700	43,700	43,700	24,821	18,879	25,430
Alte cheltuieli cu bunuri si servicii	203030			7,723,960	7,698,460	7,698,460	7,698,460	7,203,486	494,974	7,276,700
TITLUL XXI PLATI EFECTUATE IN ANII PRECEDENTI SI RECUPERATE IN ANUL CURENT(85.01)	85F			-22,970	-22,970	-75,060	-75,060	-75,060		
Plati efectuate in anii precedenti si recuperate in anul curent (cod 85.01.01)	8501F			-22,970	-22,970	-75,060	-75,060	-75,060		
Plati efectuate in anii precedenti si recuperate in anul curent in sectiunea de functionare a bugetului local	850101			-22,970	-22,970	-75,060	-75,060	-75,060		
SECTIUNEA DE DEZVOLTARE (cod 51+55+56+58+60+61+70+81+85)		315,880	315,880	315,880	315,880	315,880	315,880	5,945	309,935	150,413
CHELTUIELI DE CAPITAL ((cod 71+72+75)	70	315,880	315,880	315,880	315,880	315,880	315,880	5,945	309,935	150,413
TITLUL XV ACTIVE NEFINANCIARE (cod 71.01 + 71.03)	71	315,880	315,880	315,880	315,880	315,880	315,880	5,945	309,935	150,413
Active fixe (cod 71.01.01 la 71.01.03+71.01.30)	7101	315,880	315,880	315,880	315,880	315,880	315,880	5,945	309,935	150,413
Constructii	710101									1,573
Masini, echipamente si mijloace de transport	710102	160,000	160,000	160,000	160,000	160,000	160,000		160,000	59,868
Mobilier, aparatura birotica si alte active corporale	710103	80,000	80,000	80,000	80,000	80,000	80,000		80,000	9,451
Active fixe	710130	75,880	75,880	75,880	75,880	75,880	75,880	5,945	69,935	79,521
	84			-22,970	-22,970	-75,060	-75,060	-75,060		
A. CHELTUIELILE CURENTE (10+20+30+40+50+51+55+56+58+57+59+60+61)	01			32,871,250	29,167,180	29,167,180	29,167,180	25,005,055	4,162,125	24,934,581
TITLUL XIX PLATI EFECTUATE IN ANII PRECEDENTI SI RECUPERATE IN ANUL CURENT (85.01)	85			-22,970	-22,970	-75,060	-75,060	-75,060		
Plati efectuate in anii precedenti si recuperate in anul curent (cod 85.01.02+85.01.05)	8501			-22,970	-22,970	-75,060	-75,060	-75,060		



Director Economic