

CONTUL DE EXECUTIE A BUGETULUI CREDITELOR INTERNE- CHELTUIELI

la data de 30.06.2024

p. 21

-lei-


Denumirea indicatorilor *)	Cod indicator	Credite de angajament		Credite bugetare		Angajamente bugetare	Angajamente legale	Plati efectuate	Angajamente legale de platit	Cheltuieli efective
		Initiale	Definitive	Initiale	Definitive					
A	B	1	2	3	4	5	6	7	8=6-7	9
TOTAL CHELTUIELI (cod 50.07+59.07+63.07+70.07+79.07)	4907	20,149,660	8,894,500	89,500,420	78,245,260	78,245,260	78,245,260	72,520,102	5,725,158	48,663,808
Partea I-a SERVICII PUBLICE GENERALE (cod51.07+54.07)	5007	950,000	100,000	950,000	100,000	100,000	100,000	4,700	95,300	
Alte servicii publice generale (cod 54.07.10+ 54.07.50)	5407	950,000	100,000	950,000	100,000	100,000	100,000	4,700	95,300	
Alte servicii publice generale	540750	950,000	100,000	950,000	100,000	100,000	100,000	4,700	95,300	
Partea a III-a CHELTUIELI SOCIAL-CULTURALE(cod 65.07+66.07+67.07+68.07)	6307	1,610,890		6,756,670	5,145,780	5,145,780	5,145,780	5,145,780		1,439,485
Invatamant (cod 65.07.03 la cod 65.07.05+65.07.07+65.07.11+65.07.50)	6507	1,610,890		6,756,670	5,145,780	5,145,780	5,145,780	5,145,780		1,439,485
Alte cheltuieli in domeniul invatamantului	650750	1,610,890		6,756,670	5,145,780	5,145,780	5,145,780	5,145,780		1,439,485
Partea IV-a SERVICII SI DEZVOLTARE PUBLICA, LOCUINTE,MEDIU SI APE (cod 70.07+74.07)	6907			11,455,940	11,455,940	11,455,940	11,455,940	11,455,940		14,159,608
Locuinte, servicii si dezvoltare publica (cod 70.07.03+70.07.05 la 70.07.07+70.07.50)	7007			11,455,940	11,455,940	11,455,940	11,455,940	11,455,940		14,159,608
Locuinte (cod 70.07.03.01+70.07.03.30)	700703			11,455,940	11,455,940	11,455,940	11,455,940	11,455,940		4,652,383
Alte cheltuieli in domeniul locuintelor	70070330			11,455,940	11,455,940	11,455,940	11,455,940	11,455,940		4,652,383
Iluminat public si electrificari rurale	700706									6,075,940
Alte servicii in domeniile locuintelor, serviciilor si dezvoltarii comunale	700750									3,431,285
Partea V-a ACTIUNI ECONOMICE (cod 80.07+81.07+83.07+84.07+ 87.07)	7907	17,588,770	8,794,500	70,337,810	61,543,540	61,543,540	61,543,540	55,913,682	5,629,858	33,064,715
Transporturi (cod 84.07.03+ 84.07.06+84.07.50)	8407	17,588,770	8,794,500	70,337,810	61,543,540	61,543,540	61,543,540	55,913,682	5,629,858	33,064,715
Transport rutier (cod 84.07.03.01 la 84.07.03.03)	840703	17,588,770	8,794,500	70,337,810	61,543,540	61,543,540	61,543,540	55,913,682	5,629,858	33,064,715

A	B	1	2	3	4	5	6	7	8=6-7	9
Strazi	84070303	17,588,770	8,794,500	70,337,810	61,543,540	61,543,540	61,543,540	55,913,682	5,629,858	33,064,715
CHELTUIELILE SECTIUNII DE FUNCTIONARE (cod 50.07+59.07++63.07+70.07+74.07+79.07)	4907			69,350,760	69,350,760	69,350,760	69,350,760	69,350,753	7	
Partea III-a CHELTUIELI SOCIAL-CULTURALE (cod 65.07+66.07+67.07+68.07)	6307			5,145,780	5,145,780	5,145,780	5,145,780	5,145,780		
Invatamant (cod 65.07.03 la cod 65.07.05+65.07.07+65.07.11+65.07.13+65.07.50)	6507			5,145,780	5,145,780	5,145,780	5,145,780	5,145,780		
Alte cheltuieli In domeniul Invatamantului	650750			5,145,780	5,145,780	5,145,780	5,145,780	5,145,780		
Partea IV-a SERVICII SI DEZVOLTARE PUBLICA, LOCUINTE,MEDIU SI APE (cod 70.07+74.07)	6907			11,455,940	11,455,940	11,455,940	11,455,940	11,455,940		
Locuinte, servicii si dezvoltare publica (cod 70.07.03+70.07.05 la 70.07.07+70.07.50)	7007			11,455,940	11,455,940	11,455,940	11,455,940	11,455,940		
Locuinte (cod 70.07.03.01+70.07.03.30)	700703			11,455,940	11,455,940	11,455,940	11,455,940	11,455,940		
Alte cheltuieli in domeniul locuintelor	70070330			11,455,940	11,455,940	11,455,940	11,455,940	11,455,940		
Partea V-a ACTIUNI ECONOMICE (cod 80.07+81.07+83.07+84.07+ 87.07)	7907			52,749,040	52,749,040	52,749,040	52,749,040	52,749,033	7	
Transporturi (cod 84.07.03+ 84.07.06+84.07.50)	8407			52,749,040	52,749,040	52,749,040	52,749,040	52,749,033	7	
Transport rutier (cod 84.07.03.01 la 84.07.03.03)	840703			52,749,040	52,749,040	52,749,040	52,749,040	52,749,033	7	
Strazi	84070303			52,749,040	52,749,040	52,749,040	52,749,040	52,749,033	7	
CHELTUIELILE SECTIUNII DE DEZVOLTARE(cod 50.07+59.07+63.07+70.07+74.07+79.07)	4907	20,149,660	8,894,500	20,149,660	8,894,500	8,894,500	8,894,500	3,169,349	5,725,151	48,663,808
Partea I-a SERVICII PUBLICE GENERALE(cod51.07+54.07)	5007	950,000	100,000	950,000	100,000	100,000	100,000	4,700	95,300	
Alte servicii publice generale (cod 54.07.10+ 54.07.50)	5407	950,000	100,000	950,000	100,000	100,000	100,000	4,700	95,300	
Alte servicii publice generale	540750	950,000	100,000	950,000	100,000	100,000	100,000	4,700	95,300	
Partea III-a CHELTUIELI SOCIAL-CULTURALE (cod 65.07+66.07+67.07+68.07)	6307	1,610,890		1,610,890						1,439,485
Invatamant (cod 65.07.03+65.07.04+65.07.05+65.07.07+61.07.11+65.07.13+65.07.50)	6507	1,610,890		1,610,890						1,439,485
Alte cheltuieli In domeniul Invatamantului	650750	1,610,890		1,610,890						1,439,485
Partea IV-a SERVICII SI DEZVOLTARE PUBLICA, LOCUINTE,MEDIU SI APE (cod 70.07+74.07)	6907									14,159,608
Locuinte, servicii si dezvoltare publica (cod 70.07.03+70.07.05+70.07.06+70.07.07+70.07.50)	7007									14,159,608

A	B	1	2	3	4	5	6	7	8=6-7	9
Locuinte (cod 70.07.03.01+70.07.03.30)	700703									4,652,383
Alte cheltuieli in domeniul locuintelor	70070330									4,652,383
Iluminat public si electrificari rurale	700706									6,075,940
Alte servicii in domeniile locuintelor, serviciilor si dezvoltarii comunale	700750									3,431,285
Partea V-a ACTIUNI ECONOMICE (cod 80.07+81.07+83.07+84.07+ 87.07)	7907	17,588,770	8,794,500	17,588,770	8,794,500	8,794,500	8,794,500	3,164,649	5,629,851	33,064,715
Transporturi (cod 84.07.03+84.07.06+84.07.50D)	8407	17,588,770	8,794,500	17,588,770	8,794,500	8,794,500	8,794,500	3,164,649	5,629,851	33,064,715
Transport rutier (cod 84.07.03.01 la 84.07.03.03)	840703	17,588,770	8,794,500	17,588,770	8,794,500	8,794,500	8,794,500	3,164,649	5,629,851	33,064,715
Strazi	84070303	17,588,770	8,794,500	17,588,770	8,794,500	8,794,500	8,794,500	3,164,649	5,629,851	33,064,715

Nota: Se detaliaza pe structura clasificatiei economice (Anexa 7)

Conducatorul institutiei



Conducatorul compartimentului
financiar-contabil

CONTUL DE EXECUTIE AL INSTITUTIILOR PUBLICE - CHELTUIELI

la data de 30.06.2024

Cod 21 Capitol 5007

Subcapitol

-lei-

DENUMIREA INDICATORILOR*)	Cod indicator	Credite de angajament		Credite bugetare		Angajamente bugetare	Angajamente legale	Plati efectuate	Angajamente legale de platit	Cheltuieli efective
		Initiale	Definitive	Initiale	Definitive					
A	B	1	2	3	4	5	6	7	8=6-7	9
TOTAL CHELTUIELI(SECTIUNEA DE FUNCTIONARE+SECTIUNEA DE DEZVOLTARE)		20,149,660	8,894,500	89,500,420	78,245,260	78,245,260	78,245,260	72,520,102	5,725,158	48,663,808
SECTIUNEA DE FUNCTIONARE (cod 01+79+85)				69,350,760	69,350,760	69,350,760	69,350,760	69,350,753	7	
OPERATIUNI FINANCIARE (cod 80+81)	79			69,350,760	69,350,760	69,350,760	69,350,760	69,350,753	7	
TITLUL XIX RAMBURSARI DE CREDITE (cod 81.01+81.02+81.05)	81			69,350,760	69,350,760	69,350,760	69,350,760	69,350,753	7	
Rambursari de credite interne (cod 81.02.01+81.02.02+81.02.05)	8102			69,350,760	69,350,760	69,350,760	69,350,760	69,350,753	7	
Rambursari de credite aferente datoriei publice interne locale	810205			69,350,760	69,350,760	69,350,760	69,350,760	69,350,753	7	
SECTIUNEA DE DEZVOLTARE (cod 55+56+58+60+61+70+81+85)		20,149,660	8,894,500	20,149,660	8,894,500	8,894,500	8,894,500	3,169,349	5,725,151	48,663,808
TITLUL X Proiecte cu finantare din fonduri externe nerambursabile aferente cadrului financiar 2014-2020 (cod 58.01 la 58.05+58.11+58.12+58.15+58.16+58.30)	58	17,588,770	8,794,500	17,588,770	8,794,500	8,794,500	8,794,500	3,164,649	5,629,851	8,526,495
Programe din Fondul European de Dezvoltare Regionala (FEDR) (cod 58.01.01 la 58.01.03)	5801	17,588,770	8,794,500	17,588,770	8,794,500	8,794,500	8,794,500	3,164,649	5,629,851	8,526,495
Finantarea nationala	580101									6,320,934
Cheltuieli neeligibile	580103	17,588,770	8,794,500	17,588,770	8,794,500	8,794,500	8,794,500	3,164,649	5,629,851	2,205,561
CHELTUIELI DE CAPITAL ((cod 71+72+75)	70	2,560,890	100,000	2,560,890	100,000	100,000	100,000	4,700	95,300	40,137,313
TITLUL XV ACTIVE NEFINANCIARE (cod 71.01 + 71.03)	71	2,560,890	100,000	2,560,890	100,000	100,000	100,000	4,700	95,300	40,137,313
Active fixe (cod 71.01.01 la 71.01.03+71.01.30)	7101	2,560,890	100,000	2,560,890	100,000	100,000	100,000	4,700	95,300	40,137,313
Constructii	710101									14,349,389

A	B	1	2	3	4	5	6	7	8=6-7	9
Alte active fixe	710130	2,560,890	100,000	2,560,890	100,000	100,000	100,000	4,700	95,300	25,787,924
TITLUL XVI RAMBURSARI DE CREDETE	81			69,350,760	69,350,760	69,350,760	69,350,760	69,350,753	7	
OPERATIUNI FINANCIARE (cod 81)	79			69,350,760	69,350,760	69,350,760	69,350,760	69,350,753	7	
A. CHELTUIELILE CURENTE (0+20+30+40+50+51+55+56+58+57+59+60+61)	01	17,588,770	8,794,500	17,588,770	8,794,500	8,794,500	8,794,500	3,164,649	5,629,851	8,526,495

) Se inscriu denumirea si simbolul capitolelor din bugetul aprobat detaliate pe titluri , articole, alineate, pe structura clasificatiei economice

(bugetele locale, bugetul creditelor externe, bugetul creditelor interne, bugetul fondurilor externe nerambursabile - sursa D, institutii finantate integral sau partial din venituri proprii/activitati finantate integral din veniturii proprii

NOTA: Sumele inscrise in col. 6 "Plati efectuate" cu semnul minus la Titlul 85, art. 85.01 "Plati efectuate din precedenti si recuperate in anul curent", se inscriu si pe col. 4 "Angajamente bugetare" si col. 5 "Angajamente legale" la acelasi cod tot cu semnul minus , astfel incat in col. 7 "Angajamente legale de platit" sa nu fie raportate sume.

Conducatorul institutiei



Conducatorul compartimentului
financiar-contabil

CONTUL DE EXECUTIE

A BUGETULUI INSTITUTIILOR PUBLICE SI ACTIVITATILOR FINANTATE INTEGRAL SAU PARTIAL DIN VENITURI PROPRII (DE SUBORDONARE LOCALA) -VENITUR

la data de 30.06.2024

Cod 20


5010 - TOTAL

-lei-

Denumirea indicatorilor	Cod indicator	Prevederi bugetare		Drepturi constatate			Incasari realizate	Stingeri pe alte cai decat incasari	Drepturi constatate de incasat
		Initiale	Definitive	Total, din care:	din anii precedenti	din anul curent			
A	B	1	2	3=4+5	4	5	6	7	8=3-6-7
TOTAL VENITURI (cod 00.02+00.15+00.16+00.17+45.10+48.10)	000110	29,414,230	21,546,920	20,446,474	638,666	19,807,808	20,010,492		435,982
I. VENITURI CURENTE (cod 00.03+00.12)	0002	9,371,890	6,729,890	6,332,737	638,666	5,694,071	5,896,755		435,982
C. VENITURI NEFISCALE (cod 00.13+00.14)	2900	9,371,890	6,729,890	6,332,737	638,666	5,694,071	5,896,755		435,982
C1. VENITURI DIN PROPRIETATE (cod 30.10+31.10)	3000	304,580	239,580	175,591	11,357	164,234	162,057		13,534
Venituri din proprietate (cod 30.10.05+30.10.08+30.10.09+30.10.50)	3010	304,580	239,580	175,591	11,357	164,234	162,057		13,534
Venituri din concesiuni si inchirieri (cod 30.10.05.30)	301005	304,580	239,580	175,591	11,357	164,234	162,057		13,534
Alte venituri din concesiuni si inchirieri de catre institutiile publice	30100530	304,580	239,580	175,591	11,357	164,234	162,057		13,534
C2. VANZARI DE BUNURI SI SERVICII (cod 33.10+34.10+35.10+36.10+37.10)	3300	9,067,310	6,490,310	6,157,146	627,309	5,529,837	5,734,698		422,448
Venituri din prestari de servicii si alte activitati (cod 33.10.05+33.10.08+33.10.09+33.10.13+ 33.10.14+ 33.10.16+33.10.17+33.10.19 la 33.10.21+33.10.30 la 33.10.32+33.10.50)	3310	5,900,350	3,981,350	3,704,354	397,265	3,307,089	3,401,615		302,739
Taxe si alte venituri in invatamant	331005	47,000	39,500	20,157		20,157	20,157		
Venituri din prestari de servicii	331008	4,275,970	2,586,050	2,600,525	393,711	2,206,814	2,299,266		301,259
Contributia elevilor si studentilor pentru internate, camine si cantine.	331014	1,494,380	1,332,800	1,048,448	894	1,047,554	1,046,968		1,480
Alte venituri din prestari de servicii si alte activitati	331050	83,000	23,000	35,224	2,660	32,564	35,224		
Diverse venituri (cod 36.10.04+36.10.32+36.10.50)	3610	3,126,960	2,468,960	2,412,792	230,044	2,182,748	2,293,083		119,709
Alte venituri	361050	3,126,960	2,468,960	2,412,792	230,044	2,182,748	2,293,083		119,709
Transferuri voluntare, altele decat subventiile (cod 37.10.01+37.10.03+37.10.04+37.10.50)	3710	40,000	40,000	40,000		40,000	40,000		
Donatii si sponsorizari	371001	40,000	40,000	40,000		40,000	40,000		

A	B	1	2	3=4+5	4	5	6	7	8=3-6-7
Varsaminte din sectiunea de functionare pentru finantarea sectiunii de dezvoltare a bugetului local (cu semnul minus)	371003	-188,560	-188,560						
Varsaminte din sectiunea de functionare	371004	188,560	188,560						
III. OPERATIUNI FINANCIARE (cod 40.10+41.10)	0016	951,340	792,400	674,307		674,307	674,307		
Încasări din rambursarea împrumuturilor acordate (cod. 40.10.15+40.10.16)	4010	951,340	792,400	674,307		674,307	674,307		
Sume utilizate din excedentul anului precedent pentru efectuarea de cheltuieli (cod. 40.10.15.01+40.10.15.02)	401015	951,340	792,400	674,307		674,307	674,307		
Sume utilizate de administrațiile locale din excedentul anului precedent pentru sectiunea de functionare	40101501	824,020	665,080	674,307		674,307	674,307		
Sume utilizate de administrațiile locale din excedentul anului precedent pentru sectiunea de dezvoltare	40101502	127,320	127,320						
IV. SUBVENTII (cod 00.18)	4100	19,091,000	14,024,630	13,439,430		13,439,430	13,439,430		
Subvenții de la alte administrații (cod 43.10.09+43.10.10+43.10.14 la 43.10.17+43.10.19 + 43.10.25 la 43.10.27+43.10.31+43.10.33+43.10.40+43.10.50)	4310	19,091,000	14,024,630	13,439,430		13,439,430	13,439,430		
Subvenții pentru institutii publice	431009	19,091,000	14,024,630	13,439,430		13,439,430	13,439,430		
VENITURILE SECTIUNII DE FUNCTIONARE (cod 00.02+00.16+00.17) - TOTAL	000110	29,098,350	21,231,040	20,446,474	638,666	19,807,808	20,010,492		435,982
I. VENITURI CURENTE (cod 00.03+00.12)	0002	9,183,330	6,541,330	6,332,737	638,666	5,694,071	5,896,755		435,982
C. VENITURI NEFISCALE (cod 00.13+00.14)	2900	9,183,330	6,541,330	6,332,737	638,666	5,694,071	5,896,755		435,982
C1. VENITURI DIN PROPRIETATE (cod 30.10 +31.10)	3000	304,580	239,580	175,591	11,357	164,234	162,057		13,534
Venituri din proprietate (cod 30.10.05+30.10.08+30.10.09+30.10.50)	3010	304,580	239,580	175,591	11,357	164,234	162,057		13,534
Venituri din concesiuni si inchirieri (cod 30.10.05.30)	301005	304,580	239,580	175,591	11,357	164,234	162,057		13,534
Alte venituri din concesiuni si inchirieri de catre institutiile publice	30100530	304,580	239,580	175,591	11,357	164,234	162,057		13,534
C2. VANZARI DE BUNURI SI SERVICII (cod 33.10+34.10+35.10+36.10+37.10)	3300	8,878,750	6,301,750	6,157,146	627,309	5,529,837	5,734,698		422,448
Venituri din prestari de servicii si alte activitati (cod 33.10.05+33.10.08+33.10.09+33.10.13+ 33.10.14 +33.10.16+33.10.17 +33.10.19 la 33.10.21+33.10.30 la 33.10.32+33.10.50)	3310	5,900,350	3,981,350	3,704,354	397,265	3,307,089	3,401,615		302,739
Taxe si alte venituri in invatamant	331005	47,000	39,500	20,157		20,157	20,157		
Venituri din prestari de servicii	331008	4,275,970	2,586,050	2,600,525	393,711	2,206,814	2,299,266		301,259
Contributia elevilor si studentilor pentru internate, camine si cantine.	331014	1,494,380	1,332,800	1,048,448	894	1,047,554	1,046,968		1,480
Alte venituri din prestari de servicii si alte activitati	331050	83,000	23,000	35,224	2,660	32,564	35,224		

A	B	1	2	3=4+5	4	5	6	7	8=3-6-7
Diverse venituri (cod 36.10.04+36.10.32+36.10.50)	3610	3,126,960	2,468,960	2,412,792	230,044	2,182,748	2,293,083		119,709
Alte venituri	361050	3,126,960	2,468,960	2,412,792	230,044	2,182,748	2,293,083		119,709
Transferuri voluntare, altele decât subvențiile (cod 37.10.01+37.10.03+37.10.50)	3710	-148,560	-148,560	40,000		40,000	40,000		
Donatii si sponsorizari	371001	40,000	40,000	40,000		40,000	40,000		
Varsaminte din sectiunea de functionare pentru finantarea sectiunii de dezvoltare a bugetului local (cu semnul minus)	371003	-188,560	-188,560						
III.OPERATIUNI FINANCIARE (cod 40.10+41.10)	0016	824,020	665,080	674,307		674,307	674,307		
Încasari din rambursarea împrumuturilor acordate (cod. 40.10.15)	4010	824,020	665,080	674,307		674,307	674,307		
Sume utilizate din excedentul anului precedent pentru efectuarea de cheltuieli (cod. 40.10.15.01)	401015	824,020	665,080	674,307		674,307	674,307		
Sume utilizate de administratiile locale din excedentul anului precedent pentru sectiunea de functionare	40101501	824,020	665,080	674,307		674,307	674,307		
IV. SUBVENTII (cod 00.18)	4100	19,091,000	14,024,630	13,439,430		13,439,430	13,439,430		
SUBVENTII DE LA ALTE NIVELE ALE ADMINISTRATIEI PUBLICE (cod 42.10+43.10)	0018	19,091,000	14,024,630	13,439,430		13,439,430	13,439,430		
Subventii de la alte administratii (cod 43.10.09+43.10.10 +43.10.15+43.10.33+43.10.40)	4310	19,091,000	14,024,630	13,439,430		13,439,430	13,439,430		
Subventii pentru institutii publice	431009	19,091,000	14,024,630	13,439,430		13,439,430	13,439,430		
VENITURILE SECTIUNII DE DEZVOLTARE (cod 00.02+00.15+00.16+00.17+45.10+46.10+48.10) - TOTAL	000110	315,880	315,880						
I. VENITURI CURENTE (cod 00.12)	0002	188,560	188,560						
C. VENITURI NEFISCALE (cod 00.14)	2900	188,560	188,560						
C2. VANZARI DE BUNURI SI SERVICII (cod 36.10+37.10)	3300	188,560	188,560						
Transferuri voluntare, altele decât subvențiile (cod 37.10.04)	3710	188,560	188,560						
Varsaminte din sectiunea de functionare	371004	188,560	188,560						
III.OPERATIUNI FINANCIARE (cod 40.10)	0016	127,320	127,320						
Încasari din rambursarea împrumuturilor acordate (cod. 40.10.15+ 40.10.16)	4010	127,320	127,320						
Sume utilizate din excedentul anului precedent pentru efectuarea de cheltuieli (cod. 40.10.15.02)	401015	127,320	127,320						
Sume utilizate de administratiile locale din excedentul anului precedent pentru sectiunea de dezvoltare	40101502	127,320	127,320						



Director Economic

CONTUL DE EXECUTIE
A BUGETULUI INSTITUTIILOR PUBLICE SI ACTIVITATILOR FINANTATE INTEGRAL SAU PARTIAL DIN VENITURI PROPRII (DE SUBORDONARE LOCALA) -CHELTUIELI

la data de 30.06.2024

Cod 21

-lei-


Denumirea indicatorilor *)	Cod indicator	Credite de angajament		Credite bugetare		Angajamente bugetare	Angajamente legale	Plati efectuate	Angajamente legale de platit	Cheltuieli efective
		Initiale	Definitive	Initiale	Definitive					
A	B	1	2	3	4	5	6	7	8=6-7	9
TOTAL CHELTUIELI - SECTIUNEA DE FUNCTIONARE + SECTIUNEA DE DEZVOLTARE (cod 50.10+59.10+63.10+70.10+74.10+79.10)	4910	75,880	61,880	29,414,230	21,546,920	21,512,513	21,512,513	17,513,430	3,999,083	17,499,237
Partea I-a SERVICII PUBLICE GENERALE (cod 54.10+55.10)	5010	9,880	9,880	5,613,910	3,415,050	3,402,359	3,402,359	2,607,557	794,802	2,371,285
Alte servicii publice generale (cod 54.10.10+54.10.50)	5410	9,880	9,880	5,613,910	3,415,050	3,402,359	3,402,359	2,607,557	794,802	2,371,285
Alte servicii publice generale	541050	9,880	9,880	5,613,910	3,415,050	3,402,359	3,402,359	2,607,557	794,802	2,371,285
Partea II-a APARARE, ORDINE PUBLICA SI SIGURANTA NATIONALA (cod 61.10)	5910			7,405,000	4,415,430	4,395,703	4,395,703	3,710,033	685,670	3,761,939
Ordine publica si siguranta nationala (cod 61.10.03+61.10.05+61.10.50)	6110			7,405,000	4,415,430	4,395,703	4,395,703	3,710,033	685,670	3,761,939
Ordine publica (cod 61.10.03.04)	611003			7,405,000	4,415,430	4,395,703	4,395,703	3,710,033	685,670	3,761,939
Politie locala	61100304			7,405,000	4,415,430	4,395,703	4,395,703	3,710,033	685,670	3,761,939
Partea III-a CHELTUIELI SOCIAL-CULTURALE (cod 65.10+66.10+67.10+68.10)	6310	66,000	52,000	16,395,320	13,716,440	13,714,451	13,714,451	11,195,840	2,518,611	11,366,013
Invatamant (cod 65.10.03 la 65.10.05+65.10.07+65.10.11+65.10.50)	6510	66,000	52,000	5,242,320	4,350,240	4,350,240	4,350,240	2,966,241	1,383,999	3,127,698
Invaatamant prescolar si primar (cod 65.10.03.01+65.10.03.02)	651003			3,177,250	2,519,250	2,519,250	2,519,250	1,942,888	576,362	1,954,807
Invatamant prescolar	65100301			3,177,250	2,519,250	2,519,250	2,519,250	1,942,888	576,362	1,954,807
Invatamant secundar (cod 65.10.04.01 la 65.10.04.03)	651004	66,000	52,000	2,065,070	1,830,990	1,830,990	1,830,990	1,023,353	807,637	1,172,891
Invatamant secundar inferior	65100401			133,430	115,430	115,430	115,430	10,334	105,096	22,193
Invatamant secundar superior	65100402	66,000	52,000	1,931,640	1,715,560	1,715,560	1,715,560	1,013,019	702,541	1,150,698

A	B	1	2	3	4	5	6	7	8=6-7	9
Cultura, recreere si religie (cod 67.10.03+67.10.05+67.10.50)	6710			11,153,000	9,366,200	9,364,211	9,364,211	8,229,599	1,134,612	8,238,315
Servicii culturale (cod 67.10.03.03 la 67.10.03.07+67.10.03.09 la 67.10.03.11+67.10.03.15+67.10.03.30)	671003			3,936,000	2,428,200	2,426,211	2,426,211	1,895,945	530,266	1,895,599
Case de cultura	67100306			3,936,000	2,428,200	2,426,211	2,426,211	1,895,945	530,266	1,895,599
Servicii recreative si sportive (cod 67.10.05.01)	671005			7,217,000	6,938,000	6,938,000	6,938,000	6,333,654	604,346	6,342,716
Sport	67100501			7,217,000	6,938,000	6,938,000	6,938,000	6,333,654	604,346	6,342,716
CHELTUIELILE SECTIUNII DE FUNCTIONARE (cod 50.10+59.10+63.10+70.10+74.10+79.10)	4910	75,880	61,880	29,414,230	21,546,920	21,512,513	21,512,513	17,513,430	3,999,083	17,499,237
Partea I-a SERVICII PUBLICE GENERALE (cod 51.10+54.10+55.10)	5010			5,604,030	3,405,170	3,392,479	3,392,479	2,607,557	784,922	2,333,081
Alte servicii publice generale (cod 54.10.10+54.10.50)	5410			5,604,030	3,405,170	3,392,479	3,392,479	2,607,557	784,922	2,333,081
Alte servicii publice generale	541050			5,604,030	3,405,170	3,392,479	3,392,479	2,607,557	784,922	2,333,081
Partea II-a APARARE, ORDINE PUBLICA SI SIGURANTA NATIONALA (cod 61.10)	5910			7,405,000	4,415,430	4,395,703	4,395,703	3,710,033	685,670	3,753,747
Ordine publica si siguranta nationala (cod 61.10.03+61.10.05+61.10.50)	6110			7,405,000	4,415,430	4,395,703	4,395,703	3,710,033	685,670	3,753,747
Ordine publica (cod 61.10.03.04)	611003			7,405,000	4,415,430	4,395,703	4,395,703	3,710,033	685,670	3,753,747
Politie locala	61100304			7,405,000	4,415,430	4,395,703	4,395,703	3,710,033	685,670	3,753,747
Partea III-a CHELTUIELI SOCIAL-CULTURALE (cod 65.10+66.10+67.10+68.10)	6310			16,089,320	13,410,440	13,408,451	13,408,451	11,195,840	2,212,611	11,308,670
Invatamant (cod 65.10.03 la 65.10.05+65.10.07+65.10.11+65.10.50)	6510			5,176,320	4,284,240	4,284,240	4,284,240	2,966,241	1,317,999	3,095,833
Invatamant prescolar si primar (cod 65.10.03.01+65.10.03.02)	651003			3,177,250	2,519,250	2,519,250	2,519,250	1,942,888	576,362	1,954,807
Invatamant prescolar	65100301			3,177,250	2,519,250	2,519,250	2,519,250	1,942,888	576,362	1,954,807
Invatamant secundar (cod 65.10.04.01 la 65.10.04.03)	651004			1,999,070	1,764,990	1,764,990	1,764,990	1,023,353	741,637	1,141,026
Invatamant secundar inferior	65100401			133,430	115,430	115,430	115,430	10,334	105,096	22,193
Invatamant secundar superior	65100402			1,865,640	1,649,560	1,649,560	1,649,560	1,013,019	636,541	1,118,833
Cultura, recreere si religie (cod 67.10.03+67.10.05+67.10.50)	6710			10,913,000	9,126,200	9,124,211	9,124,211	8,229,599	894,612	8,212,837
Servicii culturale (cod 67.10.03.03 la 67.10.03.07+67.10.03.09 la 67.10.03.11+67.10.03.15+67.10.03.30)	671003			3,936,000	2,428,200	2,426,211	2,426,211	1,895,945	530,266	1,874,336
Case de cultura	67100306			3,936,000	2,428,200	2,426,211	2,426,211	1,895,945	530,266	1,874,336
Servicii recreative si sportive (cod 67.10.05.01)	671005			6,977,000	6,698,000	6,698,000	6,698,000	6,333,654	364,346	6,338,501
Sport	67100501			6,977,000	6,698,000	6,698,000	6,698,000	6,333,654	364,346	6,338,501

A	B	1	2	3	4	5	6	7	8=6-7	9
CHELTUIELILE SECTIUNII DE DEZVOLTARE (cod 50.10+59.10+63.10+70.10+74.10+79.10)	4910	75,880	61,880	315,880	315,880	315,880	315,880		315,880	103,739
Partea I-a SERVICII PUBLICE GENERALE (cod 51.10+54.10)	5010	9,880	9,880	9,880	9,880	9,880	9,880		9,880	38,204
Alte servicii publice generale (cod 54.10.10+54.10.50)	5410	9,880	9,880	9,880	9,880	9,880	9,880		9,880	38,204
Alte servicii publice generale	541050	9,880	9,880	9,880	9,880	9,880	9,880		9,880	38,204
Partea II-a APARARE, ORDINE PUBLICA SI SIGURANTA NATIONALA (cod 61.10)	5910									8,192
Ordine publica si siguranta nationala (cod 61.10.03+61.10.05+61.10.50)	6110									8,192
Ordine publica (cod 61.10.03.04)	611003									8,192
Politie locala	61100304									8,192
Partea III-a CHELTUIELI SOCIAL-CULTURALE (cod 65.10+66.10+67.10+68.10)	6310	66,000	52,000	306,000	306,000	306,000	306,000		306,000	57,343
Invatamant (cod 65.10.03 la 65.10.05+65.10.07+65.10.11+65.10.50)	6510	66,000	52,000	66,000	66,000	66,000	66,000		66,000	31,865
Invatamant secundar (cod 65.10.04.01 la 65.10.04.03)	651004	66,000	52,000	66,000	66,000	66,000	66,000		66,000	31,865
Invatamant secundar superior	65100402	66,000	52,000	66,000	66,000	66,000	66,000		66,000	31,865
Cultura, recreere si religie (cod 67.10.03+67.10.05+67.10.50)	6710			240,000	240,000	240,000	240,000		240,000	25,478
Servicii culturale (cod 67.10.03.03 la 67.10.03.07+67.10.03.09 la 67.10.03.11+67.10.03.15+67.10.03.30)	671003									21,263
Casa de cultura	67100306									21,263
Servicii recreative si sportive (cod 67.10.05.01)	671005			240,000	240,000	240,000	240,000		240,000	4,215
Art	67100501			240,000	240,000	240,000	240,000		240,000	4,215

Nota: Se detaliaza pe structura clasificatiei economice (Anexa 7)

Conducatorul institutiei



Conducatorul compartimentului
financiar-contabil

5010 TOTAL CHELTUIELI

Anexa 7

CONTUL DE EXECUTIE AL INSTITUTIILOR PUBLICE - CHELTUIELI

la data de 30.06.2024

Cod 21 Capitol 5010


Subcapitol

-lei-

DENUMIREA INDICATORILOR*)	Cod indicator	Credite de angajament		Credite bugetare		Angajamente bugetare	Angajamente legale	Plati efectuate	Angajamente legale de platit	Cheltuieli efective
		Initiale	Definitive	Initiale	Definitive					
A	B	1	2	3	4	5	6	7	8=6-7	9
TOTAL CHELTUIELI(SECTIUNEA DE FUNCTIONARE+SECTIUNEA DE DEZVOLTARE)		75,880	61,880	29,414,230	21,546,920	21,512,513	21,512,513	17,513,430	3,999,083	17,499,237
SECTIUNEA DE FUNCTIONARE (cod 01+79+85)				29,098,350	21,231,040	21,196,633	21,196,633	17,513,430	3,683,203	17,395,498
CHELTUIELI CURENTE (10+20+30+40+50+51SF+55SF+57+59)	01			29,106,470	21,239,160	21,239,160	21,239,160	17,555,957	3,683,203	17,395,498
TITLUL I CHELTUIELI DE PERSONAL (cod 10.01 la10.03)	10			15,839,280	8,973,910	8,973,910	8,973,910	7,461,841	1,512,069	7,407,442
Cheltuieli salariale in bani (cod 10.01.01+10.01.03 la 10.01.17+10.01.29 +10.01.30)	1001			14,934,780	8,353,390	8,353,390	8,353,390	6,905,058	1,448,332	6,836,411
Salarii de baza	100101			13,774,360	7,709,350	7,709,350	7,709,350	6,461,734	1,247,616	6,394,720
Sporuri pentru conditii de munca	100105			226,710	127,300	127,300	127,300	89,394	37,906	88,605
sporuri	100106			500,160	278,840	278,840	278,840	198,458	80,382	197,217
Indemnizatii platite unor persoane din afara unitatii	100112			5,280	5,280	5,280	5,280		5,280	
Drepturi de delegare	100113			19,500	17,500	17,500	17,500	598	16,902	598
Indemnizatii de hrana	100117			404,770	211,120	211,120	211,120	154,874	56,246	155,271
Alte drepturi salariale in bani	100130			4,000	4,000	4,000	4,000		4,000	
Cheltuieli salariale in natura (cod 10.02.01 la 10.02.06+10.02.30)	1002			519,800	394,800	394,800	394,800	362,335	32,465	375,585
Norme de hrana	100202			250,000	125,000	125,000	125,000	125,000		138,250
Vouchere de vacanta	100206			269,800	269,800	269,800	269,800	237,335	32,465	237,335
Contributii (cod 10.03.01 la 10.03.08)	1003			384,700	225,720	225,720	225,720	194,448	31,272	195,446
Contributii de asigurari sociale de stat	100301			63,000	41,910	41,910	41,910	41,411	499	41,613

A	B	1	2	3	4	5	6	7	8=6-7	9
Contributia asiguratorie pentru munca	100307			318,390	181,700	181,700	181,700	152,518	29,182	153,497
Contributii platite de angajator in numele angajatului	100308			3,310	2,110	2,110	2,110	519	1,591	336
TITLUL II BUNURI SI SERVICII (cod 20.01 la 20.06+20.09 la 20.16+20.18 la 20.25+20.27+20.30)	20			13,267,190	12,265,250	12,265,250	12,265,250	10,094,116	2,171,134	9,988,056
Bunuri si servicii (cod 20.01.01 la 20.01.09+20.01.30)	2001			2,595,700	2,398,840	2,398,840	2,398,840	1,584,465	814,375	1,517,780
Chirii de birou	200101			59,200	55,700	55,700	55,700	23,389	32,311	30,627
Materiale pentru curatenie	200102			91,460	84,960	84,960	84,960	36,308	48,652	44,541
Incalzit, iluminat si forta motrica	200103			873,720	843,720	843,720	843,720	533,985	309,735	498,849
Apa, canal si salubritate	200104			179,400	162,400	162,400	162,400	104,798	57,602	102,127
Carburanti si lubrifianti	200105			116,900	80,900	80,900	80,900	55,576	25,324	54,340
Piese de schimb	200106			30,780	30,780	30,780	30,780	5,116	25,664	10,242
Transport	200107			320,000	315,000	315,000	315,000	277,851	37,149	314,671
Posta, telecomunicatii, radio, tv, internet	200108			124,360	86,380	86,380	86,380	60,491	25,889	59,837
Materiale si prestari de servicii cu caracter functional	200109			457,380	435,000	435,000	435,000	372,544	62,456	272,468
Alte bunuri si servicii pentru intretinere si functionare	200130			342,500	304,000	304,000	304,000	114,407	189,593	130,078
Reparatii curente	2002			173,480	171,480	171,480	171,480	82,944	88,536	64,499
Hrana (cod 20.03.01+20.03.02)	2003			4,677,380	3,943,800	3,943,800	3,943,800	3,015,759	928,041	3,129,401
Hrana pentru oameni	200301			4,677,380	3,943,800	3,943,800	3,943,800	3,015,759	928,041	3,129,401
Medicamente si materiale sanitare (cod 20.04.01 la 20.04.04)	2004			51,000	51,000	51,000	51,000	40,526	10,474	48,660
Medicamente	200401			40,000	40,000	40,000	40,000	33,308	6,692	41,148
Materiale sanitare	200402			11,000	11,000	11,000	11,000	7,218	3,782	7,512
Chirii de natura obiectelor de inventar (cod 20.05.01+20.05.03+20.05.30)	2005			428,640	403,640	403,640	403,640	177,851	225,789	410,319
Uniforme si echipament	200501			232,740	232,740	232,740	232,740	137,529	95,211	261,045
Lenjerie si accesorii de pat	200503			11,980	11,980	11,980	11,980	4,198	7,782	804
Alte obiecte de inventar	200530			183,920	158,920	158,920	158,920	36,124	122,796	148,470
Deplasari, detasari, transferari (cod 20.06.01+20.06.02)	2006			12,860	12,860	12,860	12,860	5,836	7,024	5,836
Deplasari interne, detasari, transferari	200601			12,860	12,860	12,860	12,860	5,836	7,024	5,836
Carti, publicatii si materiale documentare	2011			5,720	3,720	3,720	3,720	1,128	2,592	1,101
Consultanta si expertiza	2012			30,000	30,000	30,000	30,000	28,639	1,361	35,512
Pregatire profesionala	2013			14,690	14,690	14,690	14,690	2,500	12,190	2,500
Protectia muncii	2014			29,160	24,160	24,160	24,160	4,730	19,430	13,970

A	B	1	2	3	4	5	6	7	8=6-7	9
Cheltuieli judiciare si extrajudiciare derivate din actiuni in reprezentarea intereselor statului, potrivit dispozitiilor legale	2025			1,000	1,000	1,000	1,000		1,000	
Alte cheltuieli (cod 20.30.01 la 20.30.04+20.30.06+20.30.07+20.30.09+20.30.30)	2030			5,247,560	5,210,060	5,210,060	5,210,060	5,149,738	60,322	4,758,478
Reclama si publicitate	203001			1,680	1,680	1,680	1,680		1,680	
Prime de asigurare non-viata	203003			35,700	33,700	33,700	33,700	9,349	24,351	9,755
Alte cheltuieli cu bunuri si servicii	203030			5,210,180	5,174,680	5,174,680	5,174,680	5,140,389	34,291	4,748,723
TITLUL XXI PLATI EFECTUATE IN ANII PRECEDENTI SI RECUPERATE IN ANUL CURENT(85.01)	85F			-8,120	-8,120	-42,527	-42,527	-42,527		
Plati efectuate in anii precedenti si recuperate in anul curent (cod 85.01.01)	8501F			-8,120	-8,120	-42,527	-42,527	-42,527		
Plati efectuate in anii precedenti si recuperate in anul curent în sectiunea de functionare a bugetului local	850101			-8,120	-8,120	-42,527	-42,527	-42,527		
SECTIUNEA DE DEZVOLTARE (cod 51+55+56+58+60+61+70+81+85)		75,880	61,880	315,880	315,880	315,880	315,880		315,880	103,739
CHELTUIELI DE CAPITAL ((cod 71+72+75)	70	75,880	61,880	315,880	315,880	315,880	315,880		315,880	103,739
TITLUL XV ACTIVE NEFINANCIARE (cod 71.01 + 71.03)	71	75,880	61,880	315,880	315,880	315,880	315,880		315,880	103,739
Active fixe (cod 71.01.01 la 71.01.03+71.01.30)	7101	75,880	61,880	315,880	315,880	315,880	315,880		315,880	103,739
Constructii	710101									1,049
Masini, echipamente si mijloace de transport	710102			100,000	100,000	100,000	100,000		100,000	40,564
Mobilier, aparatura birotica si alte active corporale	710103			140,000	140,000	140,000	140,000		140,000	6,440
Alte active fixe	710130	75,880	61,880	75,880	75,880	75,880	75,880		75,880	55,686
	84			-8,120	-8,120	-42,527	-42,527	-42,527		
A. CHELTUIELILE CURENTE (10+20+30+40+50+51+55+56+58+57+59+60+61)	01			29,106,470	21,239,160	21,239,160	21,239,160	17,555,957	3,683,203	17,395,498
TITLUL XIX PLATI EFECTUATE IN ANII PRECEDENTI SI RECUPERATE IN ANUL CURENT (85.01)	85			-8,120	-8,120	-42,527	-42,527	-42,527		
Plati efectuate in anii precedenti si recuperate in anul curent (cod 85.01.02+85.01.05)	8501			-8,120	-8,120	-42,527	-42,527	-42,527		



DIRECTOR LE CONOMIC

CONTUL DE EXECUTIE A BUGETULUI LOCAL- VENITURI

la data de 30.06.2024

Cod 20

-lei-

Denumirea indicatorilor	Cod indicator	Prevederi bugetare		Drepturi constatate			Incasari realizate	Stingeri pe alte cai decat incasari	Drepturi constatate de incasat
		Initiale	Definitive	Total, din care:	din anii precedenti	din anul curent			
A	B	1	2	3=4+5	4	5	6	7	8=3-6-7
VENITURI -TOTAL(cod 00.02+00.15+00.16+00.17+45.02+4602+4702+4802)	000102	388,364,320	198,292,860	191,794,704	31,697,469	160,097,235	146,150,794	5,904,551	39,739,359
VENITURI PROPRII (cod 00.02-11.02-II 37.02+ 00.15)	4990	151,561,130	109,161,830	118,940,097	18,642,184	100,297,913	94,630,246		24,309,851
I. VENITURI CURENTE (cod 00.03+00.12)	0002	201,867,000	138,914,600	148,636,586	18,563,304	130,073,282	124,413,619		24,222,967
A. VENITURI FISCALE (cod 00.04+06.02+00.09+00.10+00.11)	0003	183,152,100	125,405,600	128,216,786	9,349,883	118,866,903	113,632,848		14,583,938
A1. IMPOZIT PE VENIT, PROFIT SI CASTIGURI DIN CAPITAL (cod 00.05+00.06+00.07)	0004	99,120,000	69,722,400	52,828,014		52,828,014	52,828,014		
A1.2. IMPOZIT PE VENIT, PROFIT SI CASTIGURI DIN CAPITAL DE LA PERSOANE FIZICE(cod 03.02+04.02)	0006	99,120,000	69,722,400	52,828,014		52,828,014	52,828,014		
Impozit pe venit (cod 03.02.17+ 03.02.18)	0302	1,490,000	1,048,000	1,044,714		1,044,714	1,044,714		
Impozitul pe veniturile din transferul proprietatilor imobiliare in patrimoniul personal	030218	1,490,000	1,048,000	1,044,714		1,044,714	1,044,714		
Cote si sume defalcate din impozitul pe venit (cod 04.02.01+04.02.04+04.02.05+04.02.06+04.02.07)	0402	97,630,000	68,674,400	51,783,300		51,783,300	51,783,300		
Cote defalcate din impozitul pe venit	040201	94,630,000	66,565,400	50,181,155		50,181,155	50,181,155		
Sume repartizate din Fondul la dispozitia Consiliului Judetean	040205	3,000,000	2,109,000	1,602,145		1,602,145	1,602,145		
A3. IMPOZITE SI TAXE PE PROPRIETATE (cod 07.02)	0009	23,046,000	18,427,200	31,689,482	6,562,596	25,126,886	22,127,633		9,561,849
Impozite si taxe pe proprietate (07.02.01a 07.02.03+07.02.50)	0702	23,046,000	18,427,200	31,689,482	6,562,596	25,126,886	22,127,633		9,561,849
Impozit si taxa pe cladiri (cod 07.02.01.01+07.02.01.02)	070201	17,138,000	14,274,200	24,509,192	5,198,488	19,310,704	17,021,307		7,487,885
Impozit pe cladiri de la persoane fizice	07020101	5,711,000	4,607,000	7,366,456	970,310	6,396,146	5,376,434		1,990,022
Impozit si taxa pe cladiri de la persoane juridice	07020102	11,427,000	9,667,200	17,142,736	4,228,178	12,914,558	11,644,873		5,497,863
Impozit si taxa pe teren (cod 07.02.02.01 la 07.02.02.03)	070202	4,587,000	3,224,000	6,101,188	850,978	5,250,210	4,463,089		1,638,099

A	B	1	2	3=4+5	4	5	6	7	8=3-6-7
Impozit pe terenuri de la persoane fizice	07020201	2,286,000	1,607,000	3,056,512	444,719	2,611,793	2,107,359		949,153
Impozit si taxa pe teren de la persoane juridice	07020202	1,983,000	1,394,000	2,606,795	321,421	2,285,374	2,065,408		541,387
Impozitul pe terenul extravilan*)+Restante ani anteriori din impozitul pe terenul agricol-	07020203	318,000	223,000	437,881	84,838	353,043	290,322		147,559
Taxe judiciare de timbru si alte taxe de timbru	070203	1,321,000	929,000	1,079,102	513,130	565,972	643,237		435,865
A4.IMPOZITE SI TAXE PE BUNURI SI SERVICII (cod 11.02+12.02+15.02+16.02)	0010	60,768,100	37,103,000	43,392,789	2,730,900	40,661,889	38,472,068		4,920,721
Sume defalcate din TVA (cod 11.02.01+11.02.02+11.02.05+11.02.06+11.02.09)	1102	50,293,100	29,740,000	29,740,000		29,740,000	29,740,000		
Sume defalcate din taxa pe valoarea adaugata pentru finantarea cheltuielilor descentralizate la nivelul comunelor, oraselor, municipiilor, sectoarelor si Municipiului Bucuresti	110202	37,361,100	19,786,000	19,786,000		19,786,000	19,786,000		
Sume defalcate din taxa pe valoarea adaugata pentru echilibrarea bugetelor locale	110206	11,474,000	9,054,000	9,054,000		9,054,000	9,054,000		
Sume defalcate din taxa pe valoare adaugata pentru finantarea invatamantului particular sau confesional acreditat	110209	1,458,000	900,000	900,000		900,000	900,000		
Alte impozite si taxe generale pe bunuri si servicii (cod 12.02.07)	1202			55,011	55,011				55,011
Taxe hoteliere	120207			55,011	55,011				55,011
Taxe pe servicii specifice (cod 15.02.01+15.02.50)	1502	24,000	16,000	18,239	4,099	14,140	14,342		3,897
Impozit pe spectacole	150201	24,000	16,000	18,239	4,099	14,140	14,342		3,897
Taxe pe utilizarea bunurilor, autorizarea utilizarii bunurilor sau pe desfasurarea de activitati (cod 16.02.02+16.02.03+16.02.50)	1602	10,451,000	7,347,000	13,579,539	2,671,790	10,907,749	8,717,726		4,861,813
Impozit pe mijloacele de transport (cod 16.02.02.01+16.02.02.02)	160202	7,903,000	5,556,000	11,819,689	2,671,790	9,147,899	6,957,876		4,861,813
Impozit pe mijloacele de transport detinute de persoane fizice	16020201	5,592,000	3,931,000	8,379,081	1,866,465	6,512,616	4,893,350		3,485,731
Impozit pe mijloacele de transport detinute de persoane juridice	16020202	2,311,000	1,625,000	3,440,608	805,325	2,635,283	2,064,526		1,376,082
Taxe si tarife pentru eliberarea de licente si autorizatii de functionare	160203	52,000	36,000	25,325		25,325	25,325		
Alte taxe pe utilizarea bunurilor, autorizarea utilizarii bunurilor sau pe desfasurarea de activitati	160250	2,496,000	1,755,000	1,734,525		1,734,525	1,734,525		
A6. ALTE IMPOZITE SI TAXE FISCALE (cod 18.02)	0011	218,000	153,000	306,501	56,387	250,114	205,133		101,368
Alte impozite si taxe fiscale (cod 18.02.50)	1802	218,000	153,000	306,501	56,387	250,114	205,133		101,368
Alte impozite si taxe	180250	218,000	153,000	306,501	56,387	250,114	205,133		101,368
C. VENITURI NEFISCALE (cod 00.13+00.14)	0012	18,714,900	13,509,000	20,419,800	9,213,421	11,206,379	10,780,771		9,639,029

A	B	1	2	3=4+5	4	5	6	7	8=3-6-7
C1. VENITURI DIN PROPRIETATE (cod 30.02+31.02)	0013	11,707,130	8,582,230	8,961,978	535,923	8,426,055	7,543,532		1,418,446
Venituri din proprietate (cod 30.02.01+30.02.05+30.02.08+30.02.50)	3002	11,707,130	8,582,230	8,961,978	535,923	8,426,055	7,543,532		1,418,446
Venituri din concesiuni si inchirieri (cod 30.02.05.01+30.02.05.05+30.02.05.30)	300205	10,382,930	7,486,030	7,637,778	535,923	7,101,855	6,219,332		1,418,446
Alte venituri din concesiuni si inchirieri de catre institutiile publice	30020530	10,382,930	7,486,030	7,637,778	535,923	7,101,855	6,219,332		1,418,446
Venituri din dividende (cod 30.02.08.02+30.02.08.03)	300208	1,324,200	1,096,200	1,324,200		1,324,200	1,324,200		
Venituri din dividende de la alti platitori	30020802	1,324,200	1,096,200	1,324,200		1,324,200	1,324,200		
C2. VANZARI DE BUNURI SI SERVICII (cod 33.02+34.02+35.02+36.02+37.02)	0014	7,007,770	4,926,770	11,457,822	8,677,498	2,780,324	3,237,239		8,220,583
Venituri din prestari de servicii si alte activitati (cod 33.02.08+33.02.10+33.02.12+33.02.24+33.02.27+33.02.28+33.02.33+33.02.50)	3302	2,533,000	1,777,000	1,153,628	143,132	1,010,496	1,013,584		140,044
Venituri din prestari de servicii	330208	713,000	501,000	340,035	9,578	330,459	332,434		7,601
Contributia parintilor sau sustinatorilor legali pentru intretinerea copiilor in crese	330210	259,000	182,000	167,941		167,941	167,941		
Contributia persoanelor beneficiare ale cantinelor de ajutor social	330212	39,000	27,000	19,494		19,494	19,494		
Venituri din recuperarea cheltuielilor de judecata, imputatii si despagubiri	330228	9,000	4,000	136,808	133,558	3,252	4,365		132,443
Alte venituri din prestari de servicii si alte activitati	330250	1,513,000	1,063,000	489,350		489,350	489,350		
Venituri din taxe administrative, eliberari permise (cod 34.02.02+34.02.50)	3402	79,000	56,000	38,605		38,605	38,605		
Taxe extrajudiciare de timbru	340202	2,000	2,000						
Alte venituri din taxe administrative, eliberari permise	340250	77,000	54,000	38,605		38,605	38,605		
Amenzi, penalitati si confiscari (cod 35.02.01 la 35.02.03+35.02.50)	3502	3,069,000	2,157,000	8,897,557	7,571,878	1,325,679	1,489,759		7,407,798
Venituri din amenzi si alte sanctiuni aplicate potrivit dispozitiilor legale (cod 35.02.01.02)	350201	3,069,000	2,157,000	8,897,557	7,571,878	1,325,679	1,489,759		7,407,798
Venituri din amenzi si alte sanctiuni aplicate de catre alte institutii de specialitate	35020102	3,069,000	2,157,000	8,897,557	7,571,878	1,325,679	1,489,759		7,407,798
Diverse venituri (cod 36.02.01+36.02.05+36.02.06+36.02.07+36.02.11+36.02.14+36.02.22+36.02.23+36.02.31+36.02.32+36.02.47+36.02.50)	3602	1,314,000	924,000	1,320,111	962,488	357,623	647,370		672,741
Taxe speciale	360206	1,268,000	892,000	1,284,603	962,488	322,115	611,862		672,741
Alte venituri	360250	46,000	32,000	35,508		35,508	35,508		

A	B	1	2	3=4+5	4	5	6	7	8=3-6-7
Transferuri voluntare, altele decat subventiile (cod 37.02.01+37.02.03 la 37.02.05+37.02.50)	3702	12,770	12,770	47,921		47,921	47,921		
Donatii si sponsorizari	370201	12,770	12,770	47,921		47,921	47,921		
Varsaminte din sectiunea de functionare pentru finantarea sectiunii de dezvoltare a bugetului local (cu semnul minus)	370203	-24,800,300	-16,339,300	-11,500,000		-11,500,000	-11,500,000		
Varsaminte din sectiunea de functionare	370204	24,800,300	16,339,300	11,500,000		11,500,000	11,500,000		
II. VENITURI DIN CAPITAL (cod 39.02)	0015			91,432	78,880	12,552	4,548		86,884
Venituri din valorificarea unor bunuri (cod 39.02.01+39.02.03+39.02.04+ 39.02.07+39.02.10)	3902			91,432	78,880	12,552	4,548		86,884
Venituri din valorificarea unor bunuri ale institutiilor publice	390201			87,625	78,864	8,761	741		86,884
Venituri din vanzarea locuintelor construite din fondurile statului	390203			20	16	4	20		
Venituri din vanzarea unor bunuri apartinand domeniului privat al statului sau al unitatilor administrativ-teritoriale	390207			3,787		3,787	3,787		
III. OPERATIUNI FINANCIARE (cod 40.02+41.02)	0016			6,221,250		6,221,250	6,221,250		
Incasari din rambursarea imprumuturilor acordate (cod 40.02.06+40.02.07+40.02.10+40.02.11+40.02.13+40.02.14+40.02.50)	4002			6,221,250		6,221,250	6,221,250		
Sume din excedentul bugetului local utilizate pentru finantarea cheltuielilor sectiunii de dezvoltare	400214			6,071,250		6,071,250	6,071,250		
Sume din excedentul bugetului local utilizate pentru finantarea cheltuielilor sectiunii de functionare	400218			150,000		150,000	150,000		
IV. SUBVENTII (cod 00.18)	0017	182,905,000	55,985,940	11,947,307	1,899,580	10,047,727	8,771,949		3,175,358
SUBVENTII DE LA ALTE NIVELE ALE ADMINISTRATIEI PUBLICE (cod 42.02+43.02)	0018	182,905,000	55,985,940	11,947,307	1,899,580	10,047,727	8,771,949		3,175,358
Subventii de la bugetul de stat (cod 42.02.01+42.02.05+42.02.10+42.02.12+42.02.13+42.02.14+42.02.15+ 42.02.16+42.02.18+42.02.20+42.02.21+42.02.28+42.02.29+ 42.02.32+42.02.33+42.02.34+ 42.02.35+ 42.02.40 la 42.02.42+ 42.02.45+ 42.02.51+42.02.52+42.02.54+42.02.55+ 42.02.62+ 42.02.65 la 42.02.67+42.02.69+42.02.73+42.02.79+42.02.80+ 42.02.81+42.02.82+ 42.02.84 la 42.02.96)	4202	173,520,230	52,986,460	11,947,307	1,899,580	10,047,727	8,771,949		3,175,358
Subventii pentru acordarea ajutorului pentru incalzirea locuintei cu lemne, carbuni, combustibili petrolieri	420234	17,700	17,700	20,380		20,380	20,380		
Subventii din bugetul de stat pentru finantarea sanatatii	420241	245,000	170,000	50,212		50,212	50,212		
Sume primite de administratiile locale in cadrul programelor	420242			241,871		241,871	241,871		

A	B	1	2	3=4+5	4	5	6	7	8=3-6-7
FEGA implementate de APIA									
Subventii pentru finantarea locuintelor sociale	420255	2,527,080	1,727,080	1,378,376		1,378,376	509,270		869,106
Subventii din bugetul de stat alocate conform contractelor încheiate cu directiile de sanatate publica	420266	3,122,000	1,767,400	1,463,928		1,463,928	1,463,928		
Subventii de la bugetul de stat catre bugetele locale necesare sustinerii derularii proiectelor finantate din fonduri externe nerambursabile (FEN) postaderare, aferente perioadei de programare 2014 - 2020	420269	1,112,550	1,112,550	3,904,300	1,706,266	2,198,034	2,028,471		1,875,829
Subventii de la bugetul de stat catre bugetele locale pentru Programul national de investitii „Anghel Saligny”	420287	41,611,020	102,150	102,149	101,104	1,045	102,149		
Alocari de sume din PNRR aferente asistentei financiare nerambursabile (cod 42.02.88.01 la 42.02.88.03)	420288	29,711,890	15,564,920	3,985,227		3,985,227	3,985,227		
Fonduri europene nerambursabile	42028801	24,968,140	13,079,320	3,351,592		3,351,592	3,351,592		
Sume aferente TVA	42028803	4,743,750	2,485,600	633,635		633,635	633,635		
Alocari de sume din PNRR aferente componentei împrumuturi (cod 42.02.89.01 la 42.02.89.03)	420289	95,172,990	32,524,660	800,864	92,210	708,654	370,441		430,423
Fonduri din împrumut rambursabil	42028901	79,979,860	27,380,180	691,482	84,677	606,805	329,782		361,700
Sume aferente TVA	42028903	15,193,130	5,144,480	109,382	7,533	101,849	40,659		68,723
Subventii de la alte administratii (cod. 43.02.01+43.02.04+43.02.07+43.02.08+43.02.20+43.02.21+43.02.23 +43.02.24 + 43.02.28 la 43.02.31+43.02.34 la 43.02.51)	4302	9,384,770	2,999,480						
Sume alocate din sumele obtinute în urma scoaterii la licitatie a certificatelor de emisii de gaze cu efect de seră pentru finanțarea proiectelor de investitii	430244	9,384,770	2,999,480						
Sume primite de la UE/alti donatori în contul platilor efectuate si prefinantari (cod 45.02.01 la 45.02.05+45.02.07+45.02.08+45.02.15 la 45.02.21+45.02.48 la 45.02.66)	4502	300,000	100,000						
Fondul European de Dezvoltare Regionala (FEDR), aferent cadrului financiar 2021-2027 (cod 45.02.48.01 la 45.02.48.03)	450248	300,000	100,000						
Sume primite în contul platilor efectuate în anul curent	45024801	300,000	100,000						
Sume primite de la UE/alti donatori în contul platilor efectuate si prefinantari aferente cadrului financiar 2014-2020 (cod 48.02.01 la 48.02.05+48.02.11+48.02.12+48.02.15+48.02.19)	4802	3,292,320	3,292,320	24,898,129	11,155,705	13,742,424	6,739,428	5,904,551	12,254,150

A	B	1	2	3=4+5	4	5	6	7	8=3-6-7
Fondul European de Dezvoltare Regionala (FEDR) (cod 48.02.01.01 la 48.02.01.03)	480201	3,292,320	3,292,320	24,898,129	11,155,705	13,742,424	6,739,428	5,904,551	12,254,150
Sume primite în contul platilor efectuate în anul curent	48020101			9,877,778	9,877,778			5,904,551	3,973,227
Sume primite în contul platilor efectuate în anii anteriori	48020102	3,292,320	3,292,320	15,020,351	1,277,927	13,742,424	6,739,428		8,280,923
VENITURILE SECTIUNII DE FUNCTIONARE (cod 00.02+00.16+00.17+4702)-TOTAL	000102	180,451,400	124,530,400	139,062,977	18,563,304	120,499,673	114,840,010		24,222,967
VENITURI PROPRII (00.02-11.02-37.02)	4990	151,561,130	109,161,830	118,848,665	18,563,304	100,285,361	94,625,698		24,222,967
VENITURI CURENTE (cod 00.03+00.12)	0002	177,066,700	122,575,300	137,136,586	18,563,304	118,573,282	112,913,619		24,222,967
A. VENITURI FISCALE (cod 00.04+06.02+00.09+00.10+00.11)	0003	183,152,100	125,405,600	128,216,786	9,349,883	118,866,903	113,632,848		14,583,938
A1. IMPOZIT PE VENIT, PROFIT SI CASTIGURI DIN CAPITAL (cod 00.05+00.06+00.07)	0004	99,120,000	69,722,400	52,828,014		52,828,014	52,828,014		
A1.2. IMPOZIT PE VENIT, PROFIT SI CASTIGURI DIN CAPITAL DE LA PERSOANE FIZICE(cod 03.02+04.02)	0006	99,120,000	69,722,400	52,828,014		52,828,014	52,828,014		
Impozit pe venit (cod 03.02.17+ 03.02.18)	0302	1,490,000	1,048,000	1,044,714		1,044,714	1,044,714		
Impozitul pe veniturile din transferul proprietatilor imobiliare din patrimoniul personal	030218	1,490,000	1,048,000	1,044,714		1,044,714	1,044,714		
Cote si sume defalcate din impozitul pe venit (cod 04.02.01+04.02.04)	0402	97,630,000	68,674,400	51,783,300		51,783,300	51,783,300		
Cote defalcate din impozitul pe venit	040201	94,630,000	66,565,400	50,181,155		50,181,155	50,181,155		
Sume repartizate din Fondul la dispozitia Consiliului Judetean	040205	3,000,000	2,109,000	1,602,145		1,602,145	1,602,145		
A3. IMPOZITE SI TAXE PE PROPRIETATE (cod 07.02)	0009	23,046,000	18,427,200	31,689,482	6,562,596	25,126,886	22,127,633		9,561,849
Impozite si taxe pe proprietate (cod 07.02.01 la 07.02.03+07.02.50)	0702	23,046,000	18,427,200	31,689,482	6,562,596	25,126,886	22,127,633		9,561,849
Impozit si taxa pe cladiri (cod 07.02.01.01+07.02.01.02)	070201	17,138,000	14,274,200	24,509,192	5,198,486	19,310,704	17,021,307		7,487,885
Impozit pe cladiri de la persoane fizice	07020101	5,711,000	4,607,000	7,366,456	970,310	6,396,146	5,376,434		1,990,022
Impozit si taxa pe cladiri de la persoane juridice	07020102	11,427,000	9,667,200	17,142,736	4,228,176	12,914,558	11,644,873		5,497,863
Impozit si taxa pe teren (cod 07.02.02.01 la 07.02.02.03)	070202	4,587,000	3,224,000	6,101,188	850,978	5,250,210	4,463,089		1,638,099
Impozit pe terenuri de la persoane fizice	07020201	2,286,000	1,607,000	3,056,512	444,719	2,611,793	2,107,359		949,153
Impozit si taxa pe teren de la persoane juridice	07020202	1,983,000	1,394,000	2,606,795	321,421	2,285,374	2,065,408		541,387
Impozitul pe terenul extravilan*)+Restante anii anteriori din impozitul pe terenul agricol-	07020203	318,000	223,000	437,881	84,838	353,043	290,322		147,559
Taxe judiciare de timbru si alte taxe de timbru	070203	1,321,000	929,000	1,079,102	513,130	565,972	643,237		435,865
A4. IMPOZITE SI TAXE PE BUNURI SI SERVICII (cod 11.02+12.02+15.02+16.02)	0010	60,768,100	37,103,000	43,392,789	2,730,900	40,661,889	38,472,068		4,920,721
Sume defalcate din TVA (cod	1102	50,293,100	29,740,000	29,740,000		29,740,000	29,740,000		

A	B	1	2	3=4+5	4	5	6	7	8=3-6-7
11.02.01+11.02.02+11.02.05+11.02.06+11.02.09)									
Sume defalcate din taxa pe valoarea adaugata pentru finantarea cheltuielilor descentralizate la nivelul comunelor, oraselor, municipiilor, sectoarelor si Municipiului Bucuresti	110202	37,361,100	19,786,000	19,786,000		19,786,000	19,786,000		
Sume defalcate din taxa pe valoarea adaugata pentru echilibrarea bugetelor locale	110206	11,474,000	9,054,000	9,054,000		9,054,000	9,054,000		
Sume defalcate din taxa pe valoare adaugata pentru finantarea invatamantului particular sau confesional acreditat	110209	1,458,000	900,000	900,000		900,000	900,000		
Alte impozite si taxe generale pe bunuri si servicii (cod 12.02.07 + 12.02.18)	1202			55,011	55,011				55,011
Taxe hoteliere	120207			55,011	55,011				55,011
Taxe pe servicii specifice (cod 15.02.01+15.02.50)	1502	24,000	16,000	18,239	4,099	14,140	14,342		3,897
Impozit pe spectacole	150201	24,000	16,000	18,239	4,099	14,140	14,342		3,897
Taxe pe utilizarea bunurilor, autorizarea utilizarii bunurilor sau pe desfasurarea de activitati (cod 16.02.02+16.02.03+16.02.50)	1602	10,451,000	7,347,000	13,579,539	2,671,790	10,907,749	8,717,726		4,861,813
Impozit pe mijloacele de transport (cod 16.02.02.01+16.02.02.02)	160202	7,903,000	5,556,000	11,819,689	2,671,790	9,147,899	6,957,876		4,861,813
Impozit pe mijloacele de transport detinute de persoane fizice	16020201	5,592,000	3,931,000	8,379,081	1,866,465	6,512,616	4,893,350		3,485,731
Impozit pe mijloacele de transport detinute de persoane juridice	16020202	2,311,000	1,625,000	3,440,608	805,325	2,635,283	2,064,526		1,376,082
Taxe si tarife pentru eliberarea de licente si autorizatii de functionare	160203	52,000	36,000	25,325		25,325	25,325		
Alte taxe pe utilizarea bunurilor, autorizarea utilizarii bunurilor sau pe desfasurarea de activitati	160250	2,496,000	1,755,000	1,734,525		1,734,525	1,734,525		
16. ALTE IMPOZITE SI TAXE FISCALE (cod 18.02)	0011	218,000	153,000	306,501	56,387	250,114	205,133		101,368
Alte impozite si taxe fiscale (cod 18.02.50)	1802	218,000	153,000	306,501	56,387	250,114	205,133		101,368
Alte impozite si taxe	180250	218,000	153,000	306,501	56,387	250,114	205,133		101,368
C. VENITURI NEFISCALE (cod 00.13+00.14)	0012	-6,085,400	-2,830,300	8,919,800	9,213,421	-293,621	-719,229		9,639,029
C1. VENITURI DIN PROPRIETATE (cod 30.02+31.02)	0013	11,707,130	8,582,230	8,961,978	535,923	8,426,055	7,543,532		1,418,446
Venituri din proprietate (cod 30.02.01+30.02.05+30.02.08+30.02.50)	3002	11,707,130	8,582,230	8,961,978	535,923	8,426,055	7,543,532		1,418,446
Venituri din concesiuni si inchirieri (cod 30.02.05.01+30.02.05.05+30.02.05.30)	300205	10,382,930	7,486,030	7,637,778	535,923	7,101,855	6,219,332		1,418,446
Alte venituri din concesiuni si inchirieri de catre institutiile publice	30020530	10,382,930	7,486,030	7,637,778	535,923	7,101,855	6,219,332		1,418,446
Venituri din dividende (cod 30.02.08.02+30.02.08.03)	300208	1,324,200	1,096,200	1,324,200		1,324,200	1,324,200		

A	B	1	2	3=4+5	4	5	6	7	8=3-6-7
Venituri din dividende de la alti platitori	30020802	1,324,200	1,096,200	1,324,200		1,324,200	1,324,200		
C2. VANZARI DE BUNURI SI SERVICII (cod 33.02+34.02+35.02+36.02+37.02)	0014	-17,792,530	-11,412,530	-42,178	8,677,498	-8,719,676	-8,262,761		8,220,583
Venituri din prestari de servicii si alte activitati (cod 33.02.08+33.02.10+33.02.12+33.02.24+33.02.27+33.02.28+33.02.33+33.02.50)	3302	2,533,000	1,777,000	1,153,628	143,132	1,010,496	1,013,584		140,044
Venituri din prestari de servicii	330208	713,000	501,000	340,035	9,576	330,459	332,434		7,601
Contributia parintilor sau sustinatorilor legali pentru intretinerea copiilor in crese	330210	259,000	182,000	167,941		167,941	167,941		
Contributia persoanelor beneficiare ale cantinelor de ajutor social	330212	39,000	27,000	19,494		19,494	19,494		
Venituri din recuperarea cheltuielilor de judecata, imputatii si despagubiri	330228	9,000	4,000	136,808	133,556	3,252	4,365		132,443
Alte venituri din prestari de servicii si alte activitati	330250	1,513,000	1,063,000	489,350		489,350	489,350		
Venituri din taxe administrative, eliberari permise (cod 34.02.02+34.02.50)	3402	79,000	56,000	38,605		38,605	38,605		
Taxe extrajudiciare de timbru	340202	2,000	2,000						
Alte venituri din taxe administrative, eliberari permise	340250	77,000	54,000	38,605		38,605	38,605		
Amenzi, penalitati si confiscari (cod 35.02.01 la 35.02.03+35.02.50)	3502	3,069,000	2,157,000	8,897,557	7,571,878	1,325,679	1,489,759		7,407,798
Venituri din amenzi si alte sanctiuni aplicate potrivit dispozitiilor legale (cod 35.02.01.02)	350201	3,069,000	2,157,000	8,897,557	7,571,878	1,325,679	1,489,759		7,407,798
Venituri din amenzi si alte sanctiuni aplicate de catre alte institutii de specialitate	35020102	3,069,000	2,157,000	8,897,557	7,571,878	1,325,679	1,489,759		7,407,798
Diverse venituri (cod 36.02.01+36.02.05+36.02.06+36.02.11+36.02.14+36.02.32+36.02.50)	3602	1,314,000	924,000	1,320,111	962,488	357,623	647,370		672,741
Taxe speciale	360206	1,268,000	892,000	1,284,603	962,488	322,115	611,862		672,741
Alte venituri	360250	46,000	32,000	35,508		35,508	35,508		
Transferuri voluntare, altele decat subventiile (cod 37.02.01+37.02.03+37.02.50)	3702	-24,787,530	-16,326,530	-11,452,079		-11,452,079	-11,452,079		
Donatii si sponsorizari	370201	12,770	12,770	47,921		47,921	47,921		
Varsaminte din sectiunea de functionare pentru finantarea sectiunii de dezvoltare a bugetului local (cu semnul minus)	370203	-24,800,300	-16,339,300	-11,500,000		-11,500,000	-11,500,000		
III.OPERATIUNI FINANCIARE (cod 40.02+41.02)	0016			150,000		150,000	150,000		
Incasari din rambursarea împrumuturilor acordate (cod 40.02.06+40.02.07+40.02.10+40.02.11+40.02.50)	4002			150,000		150,000	150,000		

A	B	1	2	3=4+5	4	5	6	7	8=3-6-7
Sume din excedentul bugetului local utilizate pentru finantarea cheltuielilor sec?iunii de func?ionare	400218			150,000		150,000	150,000		
IV. SUBVENTII (cod 00.18)	0017	3,384,700	1,955,100	1,776,391		1,776,391	1,776,391		
SUBVENTII DE LA ALTE NIVELE ALE ADMINISTRATIEI PUBLICE (cod 42.02+43.02)	0018	3,384,700	1,955,100	1,776,391		1,776,391	1,776,391		
Subventii de la bugetul de stat (cod 42.02.21+42.02.28+42.02.32 la 42.02.36+ 42.02.41+ 42.02.42+42.02.44+42.02.45+ 42.02.51+ 42.02.54+42.02.66 la 42.02.96)	4202	3,384,700	1,955,100	1,776,391		1,776,391	1,776,391		
Subventii pentru acordarea ajutorului pentru incalzirea locuintei cu lemne, carbuni, combustibili petrolieri	420234	17,700	17,700	20,380		20,380	20,380		
Subventii din bugetul de stat pentru finantarea sanatatii	420241	245,000	170,000	50,212		50,212	50,212		
Sume primite de administratiile locale in cadrul programelor FEGA implementate de APIA	420242			241,871		241,871	241,871		
Subventii din bugetul de stat alocate conform contractelor incheiate cu directiile de sanatate publica	420266	3,122,000	1,767,400	1,463,928		1,463,928	1,463,928		
VENITURILE SECTIUNII DE DEZVOLTARE (00.02+00.15+00.16+00.17+45.02+46.02+48.02) - TOTAL	000102	207,912,920	73,762,460	52,731,727	13,134,165	39,597,562	31,310,784	5,904,551	15,516,392
VENITURI PROPRII (cod 00.02-11.02-37.02+00.15)	4990			91,432	78,880	12,552	4,548		86,884
I. VENITURI CURENTE (cod 00.03+00.12)	0002	24,800,300	16,339,300	11,500,000		11,500,000	11,500,000		
C. VENITURI NEFISCALE (cod 00.14)	0012	24,800,300	16,339,300	11,500,000		11,500,000	11,500,000		
C2. VANZARI DE BUNURI SI SERVICII (cod 36.02+37.02)	0014	24,800,300	16,339,300	11,500,000		11,500,000	11,500,000		
Transferuri voluntare, altele decat subventiile (cod 37.02.04+37.02.05)	3702	24,800,300	16,339,300	11,500,000		11,500,000	11,500,000		
Varsaminte din sectiunea de functionare	370204	24,800,300	16,339,300	11,500,000		11,500,000	11,500,000		
II. VENITURI DIN CAPITAL (cod 39.02)	0015			91,432	78,880	12,552	4,548		86,884
Venituri din valorificarea unor bunuri (cod 39.02.01+39.02.03+39.02.04+39.02.07+39.02.10)	3902			91,432	78,880	12,552	4,548		86,884
Venituri din valorificarea unor bunuri ale institutiilor publice	390201			87,625	78,864	8,761	741		86,884
Venituri din vanzarea locuintelor construite din fondurile statului	390203			20	16	4	20		
Venituri din vanzarea unor bunuri apartinand domeniului privat al statului sau al unitatilor administrativ-teritoriale	390207			3,787		3,787	3,787		
III. OPERATIUNI FINANCIARE (cod 40.02+41.02)	0016			6,071,250		6,071,250	6,071,250		
Incasari din rambursarea imprumuturilor acordate (cod 40.02.13+40.02.14+40.02.16)	4002			6,071,250		6,071,250	6,071,250		
Sume din excedentul bugetului local utilizate pentru finantarea cheltuielilor sectiunii de dezvoltare	400214			6,071,250		6,071,250	6,071,250		

A	B	1	2	3=4+5	4	5	6	7	8=3-6-7
IV. SUBVENTII (cod 00.18)	0017	179,520,300	54,030,840	10,170,916	1,899,580	8,271,336	6,995,558		3,175,358
SUBVENTII DE LA ALTE NIVELE ALE ADMINISTRATIEI PUBLICE (cod 42.02+43.02)	0018	179,520,300	54,030,840	10,170,916	1,899,580	8,271,336	6,995,558		3,175,358
Subventii de la bugetul de stat (cod 42.02.01+42.02.05+42.02.10+42.02.12+42.02.13+ 42.02.14+ 42.02.15+ 42.02.16+ 42.02.18+42.02.20+42.02.29+42.02.33+42.02.40+ 42.02.51+42.02.52+42.02.55+ 42.02.62+42.02.65+ 42.02.67+ 42.02.69+42.02.79+42.02.84 +42.02.85+ 42.02.87 la 42.02.92)	4202	170,135,530	51,031,360	10,170,916	1,899,580	8,271,336	6,995,558		3,175,358
Subventii pentru finantarea locuintelor sociale	420255	2,527,080	1,727,080	1,378,376		1,378,376	509,270		869,106
Subventii de la bugetul de stat catre bugetele locale necesare sustinerii derularii proiectelor finantate din fonduri externe nerambursabile (FEN) postaderare, aferente perioadei de programare 2014 - 2020	420269	1,112,550	1,112,550	3,904,300	1,706,266	2,198,034	2,028,471		1,875,829
Subventii de la bugetul de stat catre bugetele locale pentru Programul national de investitii „Anghel Saligny”	420287	41,611,020	102,150	102,149	101,104	1,045	102,149		
Alocari de sume din PNRR aferente asistentei financiare nerambursabile (cod 42.02.88.01 la 42.02.88.03)	420288	29,711,890	15,564,920	3,985,227		3,985,227	3,985,227		
Fonduri europene nerambursabile	42028801	24,968,140	13,079,320	3,351,592		3,351,592	3,351,592		
Sume aferente TVA	42028803	4,743,750	2,485,600	633,635		633,635	633,635		
Alocari de sume din PNRR aferente componentei împrumuturi (cod 42.02.89.01 la 42.02.89.03)	420289	95,172,990	32,524,660	800,864	92,210	708,654	370,441		430,423
Fonduri din împrumut rambursabil	42028901	79,979,860	27,380,180	691,482	84,677	606,805	329,782		361,700
Sume aferente TVA	42028903	15,193,130	5,144,480	109,382	7,533	101,849	40,659		68,723
Subventii de la alte administratii (cod 43.02.31+43.02.39+43.02.44+43.02.47+43.02.48+43.02.49+43.02.50)	4302	9,384,770	2,999,480						
Sume alocate din sumele obtinute în urma scoaterii la licitatie a certificatelor de emisii de gaze cu efect de ser? pentru finantarea proiectelor de investitii	430244	9,384,770	2,999,480						
Sume primite de la UE/alti donatori in contul platilor efectuate si prefinantari (cod 45.02.01 la 45.02.05+45.02.07+45.02.08+45.02.15 la 45.02.21+45.02.48 la 45.02.66)	4502	300,000	100,000						
Fondul European de Dezvoltare Regionala (FEDR), aferent	450248	300,000	100,000						

A	B	1	2	3=4+5	4	5	6	7	8=3-6-7
cadrlui financiar 2021-2027 (cod 45.02.48.01 la 45.02.48.03)									
Sume primite în contul platilor efectuate în anul curent	45024801	300,000	100,000						
Sume primite de la UE/alti donatori în contul platilor efectuate si prefinantari aferente cadrului financiar 2014-2020 (cod 48.02.01 la 48.02.05+48.02.11+48.02.12+48.02.15+48.02.19)	4802	3,292,320	3,292,320	24,898,129	11,155,705	13,742,424	6,739,428	5,904,551	12,254,150
Fondul European de Dezvoltare Regionala (FEDR) (cod 48.02.01.01 la 48.02.01.03)	480201	3,292,320	3,292,320	24,898,129	11,155,705	13,742,424	6,739,428	5,904,551	12,254,150
Sume primite în contul platilor efectuate în anul curent	48020101			9,877,778	9,877,778			5,904,551	3,973,227
Sume primite în contul platilor efectuate în anii anteriori	48020102	3,292,320	3,292,320	15,020,351	1,277,927	13,742,424	6,739,428		8,280,923

Conducatorul institutiei



Conducatorul compartimentului
financiar-contabil

CONTUL DE EXECUTIE A BUGETULUI LOCAL- CHELTUIELI

la data de 30.06.2024

Cod 21

-lei-

Denumirea indicatorilor *)	Cod indicator	Credite de angajament		Credite bugetare		Angajamente bugetare	Angajamente legale	Plati efectuate	Angajamente legale de platit	Cheltuieli efective
		Initiale	Definitive	Initiale	Definitive					
A	B	1	2	3	4	5	6	7	8=6-7	9
TOTAL CHELTUIELI (cod 50.02+59.02+63.02+70.02+74.02+79.02)	4902	213,984,170	79,833,710	394,927,570	204,856,110	202,761,272	202,761,272	117,779,065	84,982,207	204,965,570
Partea I-a SERVICII PUBLICE GENERALE (cod 51.02+54.02+55.02+56.02)	5002	4,313,410	3,513,410	46,322,140	26,586,840	24,516,095	24,516,095	17,180,770	7,335,325	23,006,046
Autoritati publice si actiuni externe (cod 51.02.01)	5102	3,429,600	2,629,600	32,367,330	18,142,230	16,596,485	16,596,485	11,510,040	5,086,445	17,377,306
Autoritati executive si legislative (cod 51.02.01.03)	510201	3,429,600	2,629,600	32,367,330	18,142,230	16,596,485	16,596,485	11,510,040	5,086,445	17,377,306
Autoritati executive	51020103	3,429,600	2,629,600	32,367,330	18,142,230	16,596,485	16,596,485	11,510,040	5,086,445	17,377,306
Alte servicii publice generale (cod 54.02.05 la 54.02.07+54.02.10+54.02.50)	5402	883,810	883,810	4,803,810	3,736,610	3,211,610	3,211,610	1,428,951	1,782,659	1,387,806
Fond de rezerva bugetara la dispozitia autoritatilor locale	540205			525,000	525,000					
Servicii publice comunitare de evidenta a persoanelor	540210			1,502,000	906,800	906,800	906,800	771,286	135,514	774,211
Alte servicii publice generale	540250	883,810	883,810	2,776,810	2,304,810	2,304,810	2,304,810	657,665	1,647,145	613,595
Tranzactii privind datoria publica si imprumuturi	5502			9,151,000	4,708,000	4,708,000	4,708,000	4,241,779	466,221	4,240,934
Partea a II-a APARARE, ORDINE PUBLICA SI SIGURANTA NATIONALA (60.02+61.02)	5902			7,440,000	4,439,430	4,439,430	4,439,430	4,435,683	3,747	4,435,683
Ordine publica si siguranta nationala (cod 61.02.03 +61.02.05+61.02.50)	6102			7,440,000	4,439,430	4,439,430	4,439,430	4,435,683	3,747	4,435,683
Ordine publica (cod 61.02.03.04)	610203			7,405,000	4,415,430	4,415,430	4,415,430	4,415,430		4,415,430
Politie locala	61020304			7,405,000	4,415,430	4,415,430	4,415,430	4,415,430		4,415,430
Protectie civila si protectia contra incendiilor (protectie civila nonmilitara)	610205			35,000	24,000	24,000	24,000	20,253	3,747	20,253
Partea a III-a CHELTUIELI SOCIAL-CULTURALE(cod	6302	73,719,010	39,387,430	166,045,780	107,676,620	107,652,527	107,652,527	60,528,385	47,124,142	57,910,317

A	B	1	2	3	4	5	6	7	8=6-7	9
65.02+66.02+67.02+68.02)										
Invatamant (cod 65.02.03 la 65.02.05+65.02.07+65.02.11+65.02.12+65.02.13+65.02.50)	6502	67,227,620	33,596,040	86,477,690	48,391,310	48,391,310	48,391,310	15,527,347	32,863,963	13,872,476
Invatamant prescolar si primar (cod 65.02.03.01+65.02.03.02)	650203	38,000	38,000	4,097,080	3,025,530	3,025,530	3,025,530	2,246,607	778,923	2,345,286
Invatamant prescolar	65020301	38,000	38,000	4,097,080	3,025,530	3,025,530	3,025,530	2,246,607	778,923	2,345,286
Invatamant secundar (cod 65.02.04.01 la 65.02.04.03)	650204	109,540	109,540	11,620,170	9,372,820	9,372,820	9,372,820	5,430,305	3,942,515	5,481,953
Invatamant secundar inferior	65020401	58,820	58,820	5,181,990	4,113,140	4,113,140	4,113,140	2,301,059	1,812,081	2,267,867
Invatamant secundar superior	65020402	50,720	50,720	6,438,180	5,259,680	5,259,680	5,259,680	3,129,246	2,130,434	3,214,086
Invatamant anteprescolar	650213			783,060	571,460	571,460	571,460	471,359	100,101	453,055
Alte cheltuieli in domeniul invatamantului	650250	67,080,080	33,448,500	69,977,380	35,421,500	35,421,500	35,421,500	7,379,076	28,042,424	5,592,182
Sanatate (cod 66.02.06+66.02.08+66.02.50)	6602			3,833,000	2,252,600	2,252,600	2,252,600	1,774,107	478,493	1,879,968
Servicii de sanatate publica	660208			3,833,000	2,252,600	2,252,600	2,252,600	1,774,107	478,493	1,879,968
Cultura, recreere si religie (cod 67.02.03+67.02.05+67.02.06+67.02.50)	6702	4,583,520	4,583,520	30,003,520	26,170,320	26,170,320	26,170,320	19,162,910	7,007,410	17,408,564
Servicii culturale (cod 67.02.03.02 la 67.02.03.08+67.02.03.12+67.02.03.14+67.02.03.30)	670203			5,328,000	3,458,400	3,458,400	3,458,400	2,728,991	729,409	2,705,079
Case de cultura	67020306			3,853,000	2,405,200	2,405,200	2,405,200	2,020,000	385,200	2,020,000
Alte servicii culturale	67020330			1,475,000	1,053,200	1,053,200	1,053,200	708,991	344,209	685,079
Servicii recreative si sportive (cod 67.02.05.01 la 67.02.05.03)	670205	3,272,520	3,272,520	22,964,520	21,000,920	21,000,920	21,000,920	16,341,044	4,659,876	14,703,485
Sport	67020501	3,172,520	3,172,520	12,594,520	11,400,920	11,400,920	11,400,920	9,441,024	1,959,896	7,610,756
Intretinere gradini publice, parcuri, zone verzi, baze sportive si agrement	67020503	100,000	100,000	10,370,000	9,600,000	9,600,000	9,600,000	6,900,020	2,699,980	7,092,729
Alte servicii in domeniile culturii, recreerii si religiei	670250	1,311,000	1,311,000	1,711,000	1,711,000	1,711,000	1,711,000	92,875	1,618,125	
Asigurari si asistenta sociala (cod 68.02.04 la 68.02.06+68.02.10+68.02.11+68.02.12+68.02.15+68.02.50)	6802	1,907,870	1,207,870	45,731,570	30,862,390	30,838,297	30,838,297	24,064,021	6,774,276	24,749,309
Asistenta sociala in caz de boli si invaliditati (cod 68.02.05.02)	680205			25,381,000	16,272,000	16,272,000	16,272,000	13,297,081	2,974,919	13,333,018
Asistenta sociala in caz de invaliditate	68020502			25,381,000	16,272,000	16,272,000	16,272,000	13,297,081	2,974,919	13,333,018
Prevenirea excluderii sociale (cod 68.02.15.01+68.02.15.02)	680215			17,700	17,700	17,700	17,700	15,020	2,680	15,020
Ajutor social	68021501			17,700	17,700	17,700	17,700	15,020	2,680	15,020
Alte cheltuieli în domeniul asigurarilor si asistentei sociale (cod 68.02.50.50)	680250	1,907,870	1,207,870	20,332,870	14,572,690	14,548,597	14,548,597	10,751,920	3,796,677	11,401,271
Alte cheltuieli în domeniul asistentei sociale	68025050	1,907,870	1,207,870	20,332,870	14,572,690	14,548,597	14,548,597	10,751,920	3,796,677	11,401,271
Partea a IV-a SERVICII SI DEZVOLTARE PUBLICA,	6902	38,556,510	19,329,500	60,529,410	35,239,850	35,239,850	35,239,850	14,624,424	20,615,426	51,463,285


A	B	1	2	3	4	5	6	7	8=6-7	9
LOCUINTE, MEDIU SI APE (cod 70.02+74.02)										
Locuinte, servicii si dezvoltare publica (cod 70.02.03+70.02.05 la 70.02.07+70.02.50)	7002	27,499,250	13,126,450	38,014,150	18,878,800	18,878,800	18,878,800	6,568,092	12,310,708	43,369,788
Locuinte (cod 70.02.03.01+70.02.03.30)	700203			5,000	5,000	5,000	5,000	1,610	3,390	2,542,793
Alte cheltuieli in domeniul locuintelor	70020330			5,000	5,000	5,000	5,000	1,610	3,390	2,542,793
Minat public si electrificari rurale	700206	10,235,150	3,700,350	12,735,150	5,506,350	5,506,350	5,506,350	1,324,454	4,181,896	35,164,167
Alte servicii in domeniul locuintelor, serviciilor si dezvoltarii comunale	700250	17,264,100	9,426,100	25,274,000	13,367,450	13,367,450	13,367,450	5,242,028	8,125,422	5,662,828
Protectia mediului (cod 74.02.03+74.02.05+74.02.06+74.02.50)	7402	11,057,260	6,203,050	22,515,260	16,361,050	16,361,050	16,361,050	8,056,332	8,304,718	8,093,497
Reducerea si controlul poluarii	740203			717,000	717,000	717,000	717,000	156,000	561,000	156,000
Salubritate si gestiunea deseurilor (cod 74.02.05.01+74.02.05.02)	740205	11,057,260	6,203,050	21,798,260	15,644,050	15,644,050	15,644,050	7,900,332	7,743,718	7,937,497
Salubritate	74020501	11,057,260	6,203,050	21,798,260	15,644,050	15,644,050	15,644,050	7,900,332	7,743,718	7,937,497
Partea a V-a ACTIUNI ECONOMICE (80.02+81.02+83.02+84.02+87.02)	7902	97,395,240	17,603,370	114,590,240	30,913,370	30,913,370	30,913,370	21,009,803	9,903,567	68,150,239
Agricultura, silvicultura, piscicultura si vanatoare (cod 83.02.03)	8302	156,120	156,120	1,140,120	740,120	740,120	740,120	508,850	231,270	401,366
Alte cheltuieli in domeniul agriculturii, silviculturii, pisciculturii ?i vântorii	830250	156,120	156,120	1,140,120	740,120	740,120	740,120	508,850	231,270	401,366
Transporturi (cod 84.02.03+84.02.04+84.02.06+84.02.50)	8402	97,239,120	17,447,250	113,450,120	30,173,250	30,173,250	30,173,250	20,500,953	9,672,297	67,748,873
Transport rutier (cod 84.02.03.01 la 84.02.03.03)	840203	97,239,120	17,447,250	113,450,120	30,173,250	30,173,250	30,173,250	20,500,953	9,672,297	67,748,873
Drumuri si poduri	84020301									15,732,108
Transport in comun	84020302	40,259,490	7,159,490	50,797,490	15,212,490	15,212,490	15,212,490	7,562,742	7,649,748	6,282,704
Strazi	84020303	56,979,630	10,287,760	62,652,630	14,960,760	14,960,760	14,960,760	12,938,211	2,022,549	45,734,061
CHELTUIELILE SECTIUNII DE FUNCTIONARE (cod 50.02+59.02+63.02+70.02+74.02+79.02)	4902			180,943,400	125,022,400	122,927,562	122,927,562	98,555,040	24,372,522	102,127,170
Partea I-a SERVICII PUBLICE GENERALE (cod 51.02+54.02+55.02+56.02)	5002			42,008,730	23,073,430	21,002,685	21,002,685	16,434,835	4,567,850	21,759,577
Autoritati publice si actiuni externe (cod 51.02.01)	5102			28,937,730	15,512,630	13,966,885	13,966,885	10,810,515	3,156,370	16,130,837
Autoritati executive si legislative (cod 51.02.01.03)	510201			28,937,730	15,512,630	13,966,885	13,966,885	10,810,515	3,156,370	16,130,837
Autoritati executive	51020103			28,937,730	15,512,630	13,966,885	13,966,885	10,810,515	3,156,370	16,130,837
Alte servicii publice generale (cod 54.02.05 la 54.02.07+54.02.10+54.02.50)	5402			3,920,000	2,852,800	2,327,800	2,327,800	1,382,541	945,259	1,387,806
Fond de rezerva bugetara la dispozitia autoritatilor locale	540205			525,000	525,000					

A	B	1	2	3	4	5	6	7	8=6-7	9
Servicii publice comunitare de evidenta a persoanelor	540210			1,502,000	906,800	906,800	906,800	771,286	135,514	774,211
Alte servicii publice generale	540250			1,893,000	1,421,000	1,421,000	1,421,000	611,255	809,745	613,595
Tranzactii privind datoria publica si imprumuturi	5502			9,151,000	4,708,000	4,708,000	4,708,000	4,241,779	466,221	4,240,934
Partea a II-a APARARE, ORDINE PUBLICA SI SIGURANTA NATIONALA (60.02+61.02)	5902			7,440,000	4,439,430	4,439,430	4,439,430	4,435,683	3,747	4,435,683
Ordine publica si siguranta nationala (cod 61.02.03+61.02.05+61.02.50)	6102			7,440,000	4,439,430	4,439,430	4,439,430	4,435,683	3,747	4,435,683
Ordine publica (cod 61.02.03.04)	610203			7,405,000	4,415,430	4,415,430	4,415,430	4,415,430		4,415,430
Politie locala	61020304			7,405,000	4,415,430	4,415,430	4,415,430	4,415,430		4,415,430
Protectie civila si protectia contra incendiilor (protectie civila nonmilitara)	610205			35,000	24,000	24,000	24,000	20,253	3,747	20,253
Partea a III-a CHELTUIELI SOCIAL-CULTURALE(cod 65.02+66.02+67.02+68.02)	6302			92,326,770	68,289,190	68,265,097	68,265,097	52,701,033	15,564,064	53,660,656
Invatamant (cod 65.02.03 la 65.02.05+65.02.07+65.02.11+65.02.12+65.02.13+65.02.50)	6502			19,250,070	14,795,270	14,795,270	14,795,270	9,767,942	5,027,328	10,174,181
Invatamant prescolar si primar (cod 65.02.03.01+65.02.03.02)	650203			4,059,080	2,987,530	2,987,530	2,987,530	2,246,607	740,923	2,314,489
Invatamant prescolar	65020301			4,059,080	2,987,530	2,987,530	2,987,530	2,246,607	740,923	2,314,489
Invatamant secundar (cod 65.02.04.01 la 65.02.04.03)	650204			11,510,630	9,263,280	9,263,280	9,263,280	5,372,465	3,890,815	5,444,189
Invatamant secundar inferior	65020401			5,123,170	4,054,320	4,054,320	4,054,320	2,243,219	1,811,101	2,254,379
Invatamant secundar superior	65020402			6,387,460	5,208,960	5,208,960	5,208,960	3,129,246	2,079,714	3,189,810
Invatamant anteprescolar	650213			783,060	571,460	571,460	571,460	471,359	100,101	444,068
Alte cheltuieli in domeniul invatamantului	650250			2,897,300	1,973,000	1,973,000	1,973,000	1,677,511	295,489	1,971,435
Sanatate (cod 66.02.06+66.02.08+66.02.50)	6602			3,833,000	2,252,600	2,252,600	2,252,600	1,774,107	478,493	1,877,844
Servicii de sanatate publica	660208			3,833,000	2,252,600	2,252,600	2,252,600	1,774,107	478,493	1,877,844
Cultura, recreere si religie (cod 67.02.03+67.02.05+67.02.06+67.02.50)	6702			25,420,000	21,586,800	21,586,800	21,586,800	17,246,448	4,340,352	16,894,087
Servicii culturale (cod 67.02.03.02 la 67.02.03.08+67.02.03.12+67.02.03.14+67.02.03.30)	670203			5,328,000	3,458,400	3,458,400	3,458,400	2,728,991	729,409	2,683,042
Case de cultura	67020306			3,853,000	2,405,200	2,405,200	2,405,200	2,020,000	385,200	2,020,000
Alte servicii culturale	67020330			1,475,000	1,053,200	1,053,200	1,053,200	708,991	344,209	663,042
Servicii recreative si sportive (cod 67.02.05.01 la 67.02.05.03)	670205			19,692,000	17,728,400	17,728,400	17,728,400	14,517,457	3,210,943	14,211,045
Sport	67020501			9,422,000	8,228,400	8,228,400	8,228,400	7,617,437	610,963	7,610,756
Intretinere gradini publice, parcuri, zone verzi, baze sportive si	67020503			10,270,000	9,500,000	9,500,000	9,500,000	6,900,020	2,599,980	6,600,289

A	B	1	2	3	4	5	6	7	8=6-7	9
de agrement										
Alte servicii in domeniile culturii, recreerii si religiei	670250			400,000	400,000	400,000	400,000		400,000	
Asigurari si asistenta sociala (cod 68.02.04 la 68.02.06 +68.02.10+68.02.11+68.02.12+68.02.15+68.02.50)	6802			43,823,700	29,654,520	29,630,427	29,630,427	23,912,536	5,717,891	24,714,544
Asistenta sociala in caz de boli si invaliditati (cod 68.02.05.02)	680205			25,381,000	16,272,000	16,272,000	16,272,000	13,297,081	2,974,919	13,333,018
Asistenta sociala in caz de invaliditate	68020502			25,381,000	16,272,000	16,272,000	16,272,000	13,297,081	2,974,919	13,333,018
Prevenirea excluderii sociale (cod 68.02.15.01+68.02.15.02)	680215			17,700	17,700	17,700	17,700	15,020	2,680	15,020
Ajutor social	68021501			17,700	17,700	17,700	17,700	15,020	2,680	15,020
Alte cheltuieli în domeniul asigurarilor si asistentei sociale (cod 68.02.50.50)	680250			18,425,000	13,364,820	13,340,727	13,340,727	10,600,435	2,740,292	11,366,506
Alte cheltuieli în domeniul asistentei sociale	68025050			18,425,000	13,364,820	13,340,727	13,340,727	10,600,435	2,740,292	11,366,506
Partea a IV-a SERVICII SI DEZVOLTARE PUBLICA, LOCUINTE, MEDIU SI APE (cod 70.02+74.02)	6902			21,972,900	15,910,350	15,910,350	15,910,350	13,205,250	2,705,100	11,761,649
Locuinte, servicii si dezvoltare publica (cod 70.02.03+70.02.05 la 70.02.07+70.02.50)	7002			10,514,900	5,752,350	5,752,350	5,752,350	5,264,962	487,388	3,668,926
Locuinte (cod 70.02.03.01+70.02.03.30)	700203			5,000	5,000	5,000	5,000	1,610	3,390	1,610
Alte cheltuieli in domeniul locuintelor	70020330			5,000	5,000	5,000	5,000	1,610	3,390	1,610
Iluminat public si electrificari rurale	700206			2,500,000	1,806,000	1,806,000	1,806,000	1,323,535	482,465	1,334,999
Alte servicii in domeniul locuintelor, serviciilor si dezvoltarii comunale	700250			8,009,900	3,941,350	3,941,350	3,941,350	3,939,817	1,533	2,332,317
Protectia mediului (cod 74.02.03+74.02.05+74.02.06+74.02.50)	7402			11,458,000	10,158,000	10,158,000	10,158,000	7,940,288	2,217,712	8,092,723
Reducerea si controlul poluarii	740203			717,000	717,000	717,000	717,000	156,000	561,000	156,000
Salubritate si gestiunea deseurilor (cod 74.02.05.01+74.02.05.02)	740205			10,741,000	9,441,000	9,441,000	9,441,000	7,784,288	1,656,712	7,936,723
Salubritate	74020501			10,741,000	9,441,000	9,441,000	9,441,000	7,784,288	1,656,712	7,936,723
Partea a V-a ACTIUNI ECONOMICE (80.02+81.02+83.02+84.02+87.02)	7902			17,195,000	13,310,000	13,310,000	13,310,000	11,778,239	1,531,761	10,509,605
Agricultura, silvicultura, piscicultura si vanatoare (cod 83.02.03)	8302			984,000	584,000	584,000	584,000	391,834	192,166	401,366
Alte cheltuieli în domeniul agriculturii, silviculturii, pisciculturii si vânătorii	830250			984,000	584,000	584,000	584,000	391,834	192,166	401,366
Transporturi (cod 84.02.03+84.02.04+84.02.06+84.02.50)	8402			16,211,000	12,726,000	12,726,000	12,726,000	11,386,405	1,339,595	10,108,239
Transport rutier (cod 84.02.03.01 la cod 84.02.03.03)	840203			16,211,000	12,726,000	12,726,000	12,726,000	11,386,405	1,339,595	10,108,239
Transport in comun	84020302			10,538,000	8,053,000	8,053,000	8,053,000	7,560,870	492,130	6,282,704

A	B	1	2	3	4	5	6	7	8=6-7	9
Strazi	84020303			5,673,000	4,673,000	4,673,000	4,673,000	3,825,535	847,465	3,825,535
CHELTUIELILE SECTIUNII DE DEZVOLTARE (cod 50.02+59.02+63.02+70.02+74.02+79.02)	4902	213,984,170	79,833,710	213,984,170	79,833,710	79,833,710	79,833,710	19,224,025	60,609,685	102,838,400
Partea I-a SERVICII PUBLICE GENERALE (cod 51.02+54.02)	5002	4,313,410	3,513,410	4,313,410	3,513,410	3,513,410	3,513,410	745,935	2,767,475	1,246,469
Autoritati publice si actiuni externe (cod 51.02.01)	5102	3,429,600	2,629,600	3,429,600	2,629,600	2,629,600	2,629,600	699,525	1,930,075	1,246,469
Autoritati executive si legislative (cod 51.02.01.03)	510201	3,429,600	2,629,600	3,429,600	2,629,600	2,629,600	2,629,600	699,525	1,930,075	1,246,469
Autoritati executive	51020103	3,429,600	2,629,600	3,429,600	2,629,600	2,629,600	2,629,600	699,525	1,930,075	1,246,469
Alte servicii publice generale (cod 54.02.05 la 54.02.07+54.02.10+54.02.50)	5402	883,810	883,810	883,810	883,810	883,810	883,810	46,410	837,400	
Alte servicii publice generale	540250	883,810	883,810	883,810	883,810	883,810	883,810	46,410	837,400	
Partea a III-a CHELTUIELI SOCIAL-CULTURALE (cod 65.02+66.02+67.02+68.02)	6302	73,719,010	39,387,430	73,719,010	39,387,430	39,387,430	39,387,430	7,827,352	31,560,078	4,249,661
Invatamant (cod 65.02.03 la 65.02.05+65.02.07+65.02.11+65.02.13+65.02.50)	6502	67,227,620	33,596,040	67,227,620	33,596,040	33,596,040	33,596,040	5,759,405	27,836,635	3,698,295
Invatamant prescolar si primar (cod 65.02.03.01+65.02.03.02)	650203	38,000	38,000	38,000	38,000	38,000	38,000		38,000	30,797
Invatamant prescolar	65020301	38,000	38,000	38,000	38,000	38,000	38,000		38,000	30,797
Invatamant secundar (cod 65.02.04.01 la 65.02.04.03)	650204	109,540	109,540	109,540	109,540	109,540	109,540	57,840	51,700	37,764
Invatamant secundar inferior	65020401	58,820	58,820	58,820	58,820	58,820	58,820	57,840	980	13,488
Invatamant secundar superior	65020402	50,720	50,720	50,720	50,720	50,720	50,720		50,720	24,276
Invatamant anteprescolar	650213									8,987
Alte cheltuieli in domeniul invatamantului	650250	67,080,080	33,448,500	67,080,080	33,448,500	33,448,500	33,448,500	5,701,565	27,746,935	3,620,747
Sanatate (cod 66.02.06+66.02.08+66.02.50)	6602									2,124
Servicii de sanatate publica	660208									2,124
Cultura, recreere si religie (cod 67.02.03+67.02.05+67.02.06+67.02.50)	6702	4,583,520	4,583,520	4,583,520	4,583,520	4,583,520	4,583,520	1,916,462	2,667,058	514,477
Servicii culturale (cod 67.02.03.02 la 67.02.03.08+67.02.03.12+67.02.03.14+67.02.03.30)	670203									22,037
Alte servicii culturale	67020330									22,037
Servicii recreative si sportive (cod 67.02.05.01 la 67.02.05.03)	670205	3,272,520	3,272,520	3,272,520	3,272,520	3,272,520	3,272,520	1,823,587	1,448,933	492,440
Sport	67020501	3,172,520	3,172,520	3,172,520	3,172,520	3,172,520	3,172,520	1,823,587	1,348,933	
Intretinere gradini publice, parcuri, zone verzi, baze sportive si de agrement	67020503	100,000	100,000	100,000	100,000	100,000	100,000		100,000	492,440
Alte servicii in domeniile culturii, recreerii si religiei	670250	1,311,000	1,311,000	1,311,000	1,311,000	1,311,000	1,311,000	92,875	1,218,125	

A	B	1	2	3	4	5	6	7	8=6-7	9
Asigurari si asistenta sociala (cod 68.02.04 la 68.02.06+68.02.10+68.02.11+68.02.12+68.02.15+68.02.50)	6802	1,907,870	1,207,870	1,907,870	1,207,870	1,207,870	1,207,870	151,485	1,056,385	34,765
Alte cheltuieli în domeniul asigurarilor si asistentei sociale (cod 68.02.50.50)	680250	1,907,870	1,207,870	1,907,870	1,207,870	1,207,870	1,207,870	151,485	1,056,385	34,765
Alte cheltuieli în domeniul asistentei sociale	68025050	1,907,870	1,207,870	1,907,870	1,207,870	1,207,870	1,207,870	151,485	1,056,385	34,765
Partea a IV-a SERVICII SI DEZVOLTARE PUBLICA, LOCUINTE, MEDIU SI APE (cod 70.02+74.02)	6902	38,556,510	19,329,500	38,556,510	19,329,500	19,329,500	19,329,500	1,419,174	17,910,326	39,701,636
Locuinte, servicii si dezvoltare publica (cod 70.02.03+70.02.05 la 70.02.07+70.02.50)	7002	27,499,250	13,126,450	27,499,250	13,126,450	13,126,450	13,126,450	1,303,130	11,823,320	39,700,862
Locuinte (cod 70.02.03.01+70.02.03.30)	700203									2,541,183
Alte cheltuieli in domeniul locuintelor	70020330									2,541,183
Iluminat public si electrificari rurale	700206	10,235,150	3,700,350	10,235,150	3,700,350	3,700,350	3,700,350	919	3,699,431	33,829,168
Alte servicii in domeniul locuintelor, serviciilor si dezvoltarii comunale	700250	17,264,100	9,426,100	17,264,100	9,426,100	9,426,100	9,426,100	1,302,211	8,123,889	3,330,511
Protectia mediului (cod 74.02.03+74.02.05+74.02.06+74.02.50)	7402	11,057,260	6,203,050	11,057,260	6,203,050	6,203,050	6,203,050	116,044	6,087,006	774
Salubritate si gestiunea deseurilor (cod 74.02.05.01+74.02.05.02)	740205	11,057,260	6,203,050	11,057,260	6,203,050	6,203,050	6,203,050	116,044	6,087,006	774
Salubritate	74020501	11,057,260	6,203,050	11,057,260	6,203,050	6,203,050	6,203,050	116,044	6,087,006	774
Partea aV-a ACTIUNI ECONOMICE (80.02+81.02+83.02+84.02+87.02)	7902	97,395,240	17,603,370	97,395,240	17,603,370	17,603,370	17,603,370	9,231,564	8,371,806	57,640,634
Agricultura, silvicultura, piscicultura si vanatoare (cod 83.02.03)	8302	156,120	156,120	156,120	156,120	156,120	156,120	117,016	39,104	
Alte cheltuieli în domeniul agriculturii, silviculturii, pisciculturii si vanatorii	830250	156,120	156,120	156,120	156,120	156,120	156,120	117,016	39,104	
Transporturi (cod 84.02.03+84.02.06+84.02.50)	8402	97,239,120	17,447,250	97,239,120	17,447,250	17,447,250	17,447,250	9,114,548	8,332,702	57,640,634
Transport rutier (cod 84.02.03.01 la 84.02.03.03)	840203	97,239,120	17,447,250	97,239,120	17,447,250	17,447,250	17,447,250	9,114,548	8,332,702	57,640,634
Drumuri si poduri	84020301									15,732,108
Transport in comun	84020302	40,259,490	7,159,490	40,259,490	7,159,490	7,159,490	7,159,490	1,872	7,157,618	
Strazi	84020303	56,979,630	10,287,760	56,979,630	10,287,760	10,287,760	10,287,760	9,112,676	1,175,084	41,908,526



Director Economic

CONTUL DE EXECUTIE AL INSTITUTIILOR PUBLICE - CHELTUIELI

la data de 30.06.2024

Cod 21 Capitol 5002

Subcapitol

-lei-

DENUMIREA INDICATORILOR*)	Cod indicator	Credite de angajament		Credite bugetare		Angajamente bugetare	Angajamente legale	Plati efectuate	Angajamente legale de platit	Cheltuieli efective
		Initiale	Definitive	Initiale	Definitive					
A	B	1	2	3	4	5	6	7	8=6-7	9
TOTAL CHELTUIELI(SECTIUNEA DE FUNCTIONARE+SECTIUNEA DE DEZVOLTARE)		213,984,170	79,833,710	394,927,570	204,856,110	202,761,272	202,761,272	117,779,065	84,982,207	204,965,570
SECTIUNEA DE FUNCTIONARE (cod 01+79+85)				180,943,400	125,022,400	122,927,562	122,927,562	98,555,040	24,372,522	102,127,170
CHELTUIELI CURENTE (10+20+30+40+50+51SF+55SF+57+59)	01			181,453,350	127,139,850	126,614,850	126,614,850	102,242,328	24,372,522	102,127,170
TITLUL I CHELTUIELI DE PERSONAL (cod 10.01 la10.03)	10			52,418,000	30,441,920	30,441,920	30,441,920	26,233,570	4,208,350	26,471,034
Cheltuieli salariale in bani (cod 10.01.01+10.01.03 la 10.01.17+10.01.29 +10.01.30)	1001			50,320,390	28,854,540	28,854,540	28,854,540	24,795,201	4,059,339	25,024,622
Salarii de baza	100101			46,979,680	26,874,240	26,874,240	26,874,240	23,124,187	3,750,053	23,384,697
Sporuri pentru conditii de munca	100105			290,000	178,000	178,000	178,000	164,629	13,371	191,166
Alte sporuri	100106			12,000	8,000	8,000	8,000	5,068	2,932	5,082
Indemnizatii platite unor persoane din afara unitatii	100112			495,670	260,000	260,000	260,000	241,559	18,441	243,164
Drepturi de delegare	100113			4,500	4,000	4,000	4,000	897	3,103	897
Alocatii pentru transportul la si de la locul de munca	100115			277,000	219,400	219,400	219,400	145,076	74,324	145,076
Indemnizatii de hrana	100117			2,202,140	1,251,500	1,251,500	1,251,500	1,076,479	175,021	1,023,909
Alte drepturi salariale in bani	100130			59,400	59,400	59,400	59,400	37,306	22,094	30,631
Cheltuieli salariale in natura (cod 10.02.01 la 10.02.06+10.02.30)	1002			945,960	945,960	945,960	945,960	887,891	58,069	887,758
Vouchere de vacanta	100206			945,960	945,960	945,960	945,960	887,891	58,069	887,758
Contributii (cod 10.03.01 la 10.03.08)	1003			1,151,650	641,420	641,420	641,420	550,478	90,942	558,654
Contributii de asigurari sociale de stat	100301			560	560	560	560	555	5	555

A	B	1	2	3	4	5	6	7	8=6-7	9
Contributii de asigurari de somaj	100302			20	20	20	20	17	3	17
Contributii de asigurari sociale de sanatate	100303			200	200	200	200	182	18	182
Contributii de asigurari pentru accidente de munca si boli profesionale	100304			10	10	10	10	5	5	5
Contributii pentru concedii si indemnizatii	100306			30	30	30	30	30		30
Contributia asiguratorie pentru munca	100307			1,150,830	640,600	640,600	640,600	549,689	90,911	557,865
TITLUL II BUNURI SI SERVICII (cod 20.01 la 20.06+20.09 la 20.16+20.18 la 20.25+20.27+20.30)	20			56,453,870	45,919,920	45,919,920	45,919,920	32,256,958	13,662,962	32,250,947
Bunuri si servicii (cod 20.01.01 la 20.01.09+20.01.30)	2001			35,635,170	30,305,820	30,305,820	30,305,820	21,810,577	8,495,243	21,786,493
Furnituri de birou	200101			1,592,620	1,457,020	1,457,020	1,457,020	765,375	691,645	677,802
Materiale pentru curatenie	200102			550,150	361,700	361,700	361,700	206,452	155,248	255,110
Incalzit, iluminat si forta motrica	200103			7,931,920	6,395,400	6,395,400	6,395,400	4,062,800	2,332,600	3,987,908
Apa, canal si salubritate	200104			1,144,180	901,000	901,000	901,000	588,416	312,584	586,983
Carburanti si lubrifianti	200105			67,500	61,500	61,500	61,500	30,328	31,172	29,779
Piese de schimb	200106			42,000	30,000	30,000	30,000	9,450	20,550	9,450
Transport	200107			102,600	98,100	98,100	98,100	65,318	32,782	65,318
Posta, telecomunicatii, radio, tv, internet	200108			680,800	448,900	448,900	448,900	239,670	209,230	284,797
Materiale si prestari de servicii cu caracter functional	200109			530,860	457,360	457,360	457,360	271,693	185,667	295,055
Alte bunuri si servicii pentru intretinere si functionare	200130			22,992,540	20,094,840	20,094,840	20,094,840	15,571,075	4,523,765	15,594,291
Reparatii curente	2002			7,256,430	5,990,930	5,990,930	5,990,930	4,366,491	1,624,439	4,332,379
Hrana (cod 20.03.01+20.03.02)	2003			1,300,000	1,191,000	1,191,000	1,191,000	857,094	333,906	849,970
Hrana pentru oameni	200301			1,300,000	1,191,000	1,191,000	1,191,000	857,094	333,906	849,970
Medicamente si materiale sanitare (cod 20.04.01 la 20.04.04)	2004			71,500	66,500	66,500	66,500	15,519	50,981	15,675
Medicamente	200401			41,000	40,000	40,000	40,000	8,221	31,779	8,239
Materiale sanitare	200402			29,500	25,500	25,500	25,500	6,395	19,105	7,013
Dezinfectanti	200404			1,000	1,000	1,000	1,000	903	97	423
Bunuri de natura obiectelor de inventar (cod 20.05.01+20.05.03+20.05.30)	2005			908,590	716,870	716,870	716,870	278,441	438,429	443,387
Uniforme si echipament	200501			7,000	4,000	4,000	4,000		4,000	7,835
Lenjerie si accesorii de pat	200503			11,830	11,830	11,830	11,830	7,821	4,009	467
Alte obiecte de inventar	200530			889,760	701,040	701,040	701,040	270,620	430,420	435,085
Deplasari, detasari, transferari (cod 20.06.01+20.06.02)	2006			77,300	63,800	63,800	63,800	22,981	40,819	22,981

A	B	1	2	3	4	5	6	7	8=6-7	9
Deplasari interne, detasari, transferari	200601			67,300	53,800	53,800	53,800	22,981	30,819	22,981
Deplasari in strainatate	200602			10,000	10,000	10,000	10,000		10,000	
Materiale de laborator	2009			1,000						
Carti, publicatii si materiale documentare	2011			91,650	80,900	80,900	80,900	42,421	38,479	38,048
Formare profesionala	2013			186,650	168,650	168,650	168,650	33,359	135,291	33,359
Protectia muncii	2014			43,600	29,300	29,300	29,300	15,471	13,829	15,534
Comisioane si alte costuri aferente imprumuturilor (cod 20.24.01+20.24.02)	2024			30,000	30,000	30,000	30,000	2,267	27,733	267
Comisioane si alte costuri aferente imprumuturilor interne	202402			30,000	30,000	30,000	30,000	2,267	27,733	267
Cheltuieli judiciare si extrajudiciare derivate din actiuni in reprezentarea intereselor statului, potrivit dispozitiilor legale	2025			190,000	165,000	165,000	165,000	51,916	113,084	51,516
Alte cheltuieli (cod 20.30.01 la 20.30.04+20.30.06+20.30.07+20.30.09+20.30.30)	2030			10,661,980	7,111,150	7,111,150	7,111,150	4,760,421	2,350,729	4,661,338
Reclama si publicitate	203001			79,500	64,500	64,500	64,500	32,174	32,326	32,174
Protocol si reprezentare	203002			21,500	18,000	18,000	18,000	10,823	7,177	11,215
Prime de asigurare non-viata	203003			146,200	73,700	73,700	73,700	7,779	65,921	7,779
Chirii	203004			120,000	60,000	60,000	60,000	52,389	7,611	52,389
Alte cheltuieli cu bunuri si servicii	203030			10,294,780	6,894,950	6,894,950	6,894,950	4,657,256	2,237,694	4,557,781
TITLUL III DOBANZI (cod 30.01 la 30.03)	30			9,121,000	4,678,000	4,678,000	4,678,000	4,239,512	438,488	4,240,667
Dobanzi aferente datoriei publice interne (cod 30.01.01+30.01.02)	3001			9,121,000	4,678,000	4,678,000	4,678,000	4,239,512	438,488	4,240,667
Dobanzi aferente creditelor interne garantate	300102			9,121,000	4,678,000	4,678,000	4,678,000	4,239,512	438,488	4,240,667
TITLUL IV SUBVENTII (cod 40.03+40.20+ 40.30)	40			10,573,000	8,078,000	8,078,000	8,078,000	7,572,784	505,216	6,294,618
Subventii pentru acoperirea diferentelor de pret si tarif	4003			10,538,000	8,053,000	8,053,000	8,053,000	7,560,870	492,130	6,282,704
Alte subventii	4030			35,000	25,000	25,000	25,000	11,914	13,086	11,914
TITLUL V FONDURI DE REZERVA (cod 50.04)	50			525,000	525,000					
Fond de rezerva bugetara la dispozitia autoritatilor locale	5004			525,000	525,000					
TITLUL VI TRANSFERURI INTRE UNITATI ALE ADMINISTRATIEI PUBLICE (cod 51.01) (cod 51.01)	51			19,091,000	14,024,630	14,024,630	14,024,630	13,439,430	585,200	13,439,430
Transferuri curente (cod 51.01.01+51.01.03+51.01.05+ 51.01.14+51.01.15+ 51.01.24 +51.01.26 +51.01.31+51.01.39+ 51.01.46+51.01.49+51.01.60+51.01.61+51.01.64)	5101			19,091,000	14,024,630	14,024,630	14,024,630	13,439,430	585,200	13,439,430
Transferuri catre institutii publice	510101			19,091,000	14,024,630	14,024,630	14,024,630	13,439,430	585,200	13,439,430

A	B	1	2	3	4	5	6	7	8=6-7	9
TITLUL VII ALTE TRANSFERURI (cod 55.01+ 55.02)	55			2,191,000	1,633,000	1,633,000	1,633,000	1,072,000	561,000	1,072,000
Transferuri interne (cod 55.01.18+55.01.46+55.01.63+55.01.65+55.01.73 + 55.01.84)	5501			2,191,000	1,633,000	1,633,000	1,633,000	1,072,000	561,000	1,072,000
Finantarea invatamantului particular sau confesional acreditat	550163			1,474,000	916,000	916,000	916,000	916,000		916,000
Sume reprezentand stimulentele pentru casarea autovehiculelor	550184			717,000	717,000	717,000	717,000	156,000	561,000	156,000
TITLUL IX ASISTENTA SOCIALA (cod 57.02)	57			27,767,800	19,059,700	19,059,700	19,059,700	15,600,131	3,459,569	16,598,118
Ajutoare sociale (cod 57.02.01 la 57.02.05)	5702			27,767,800	19,059,700	19,059,700	19,059,700	15,600,131	3,459,569	16,598,118
Ajutoare sociale in numerar	570201			20,379,500	13,538,700	13,538,700	13,538,700	10,408,454	3,130,246	10,414,057
Ajutoare sociale in natura	570202			7,362,000	5,500,000	5,500,000	5,500,000	5,178,054	321,946	6,170,438
Tichete de cresa si tichete sociale pentru gradinita	570203			26,300	21,000	21,000	21,000	13,623	7,377	13,623
TITLUL XI ALTE CHELTUIELI (cod 59.01+59.02+ 59.08+59.11+59.12+59.15+ 59.17+59.20+ 59.22+59.25+59.30+ 59.35+ 59.40+59.41)	59			3,312,680	2,779,680	2,779,680	2,779,680	1,827,943	951,737	1,760,356
Ajutoare pentru daune provocate de calamitatile naturale	5902			18,000	18,000	18,000	18,000		18,000	
Asociatii si fundatii	5911			3,282,680	2,749,680	2,749,680	2,749,680	1,827,943	921,737	1,760,356
Sume aferente persoanelor cu handicap neincadrate	5940			12,000	12,000	12,000	12,000		12,000	
OPERATIUNI FINANCIARE (cod 80+81)	79			3,215,000	1,607,500	1,607,500	1,607,500	1,607,500		
TITLUL XIX RAMBURSARI DE CREDITE (cod 81.01+81.02+81.05)	81			3,215,000	1,607,500	1,607,500	1,607,500	1,607,500		
Rambursari de credite interne (cod 81.02.01+81.02.02+ 81.02.05)	8102			3,215,000	1,607,500	1,607,500	1,607,500	1,607,500		
Rambursari de credite aferente datoriei publice interne locale	810205			3,215,000	1,607,500	1,607,500	1,607,500	1,607,500		
TITLUL XXI PLATI EFECTUATE IN ANII PRECEDENTI SI RECUPERATE IN ANUL CURENT(85.01)	85F			-3,724,950	-3,724,950	-5,294,788	-5,294,788	-5,294,788		
Plati efectuate in anii precedenti si recuperate in anul curent (cod 85.01.01)	8501F			-3,724,950	-3,724,950	-5,294,788	-5,294,788	-5,294,788		
Plati efectuate in anii precedenti si recuperate in anul curent în sectiunea de functionare a bugetului local	850101			-3,724,950	-3,724,950	-5,294,788	-5,294,788	-5,294,788		
SECTIUNEA DE DEZVOLTARE (cod 51+55+56+58+60+61+70+81+85)		213,984,170	79,833,710	213,984,170	79,833,710	79,833,710	79,833,710	19,224,025	60,609,685	102,838,400
Titlul VIII PROIECTE CU FINANTARE DIN FONDURI EXTERNE NERAMBURSABILE (FEN) POSTADERARE (cod 56.01 la 56.05+cod 56.07+56.08+56.11+56.15 la 56.18	56	300,000	100,000	300,000	100,000	100,000	100,000		100,000	

A	B	1	2	3	4	5	6	7	8=6-7	9
+56.25+56.27+56.28+56.40+56.48+56.49+56.50+56.51+56.53+56.58 la 56.75)										
Programe finantate din Fondul European de Dezvoltare Regionala (FEDR), aferente cadrului financiar 2021-2027 (cod 56.48.01 la 56.48.03)	5648	300,000	100,000	300,000	100,000	100,000	100,000		100,000	
Finantare nationala	564801	150,000	50,000	150,000	50,000	50,000	50,000		50,000	
Finantare externa nerambursabila	564802	150,000	50,000	150,000	50,000	50,000	50,000		50,000	
TITLUL X Proiecte cu finantare din fonduri externe nerambursabile aferente cadrului financiar 2014-2020 (cod 58.01 la 58.05+58.11+58.12+58.15+58.16+58.30)	58									31,526,599
Programe din Fondul European de Dezvoltare Regionala (FEDR) (cod 58.01.01 la 58.01.03)	5801									31,480,099
Finantarea nationala	580101									31,469,371
Finantarea externa nerambursabila	580102									10,728
Programe din Fondul Social European (FSE) (cod 58.02.01 la 58.02.03)	5802									46,500
Finantarea nationala	580201									46,500
Titlul XII „Proiecte cu finantare din sumele reprezentând asistenta financiara nerambursabila aferenta PNRR” (cod 60.01 la 60.03)	60	29,711,890	16,917,230	29,711,890	16,917,230	16,917,230	16,917,230	3,985,227	12,932,003	
Fonduri europene nerambursabile	6001	24,941,610	14,189,410	24,941,610	14,189,410	14,189,410	14,189,410	3,351,592	10,837,818	
Sume aferente TVA	6003	4,770,280	2,727,820	4,770,280	2,727,820	2,727,820	2,727,820	633,635	2,094,185	
Titlul XIII „Proiecte cu finantare din sumele aferente componentei de împrumut a PNRR” (cod 61.01 la 61.03)	61	95,172,990	31,171,860	95,172,990	31,171,860	31,171,860	31,171,860	371,694	30,800,166	774
Fonduri din împrumut rambursabil	6101	79,977,730	26,195,200	79,977,730	26,195,200	26,195,200	26,195,200	330,835	25,864,365	774
Sume aferente TVA	6103	15,195,260	4,976,660	15,195,260	4,976,660	4,976,660	4,976,660	40,859	4,935,801	
CHELTUIELI DE CAPITAL ((cod 71+72+75)	70	78,654,290	26,570,620	78,654,290	26,570,620	26,570,620	26,570,620	10,086,141	16,484,479	71,311,027
TITLUL XV ACTIVE NEFINANCIARE (cod 71.01 + 71.03)	71	78,654,290	26,570,620	78,654,290	26,570,620	26,570,620	26,570,620	10,086,141	16,484,479	71,311,027
Active fixe (cod 71.01.01 la 71.01.03+71.01.30)	7101	69,273,490	18,689,820	69,273,490	18,689,820	18,689,820	18,689,820	4,029,866	14,659,954	61,972,098
Constructii	710101									14,619,410
Masini, echipamente si mijloace de transport	710102									13,024
Mobilier, aparatura birotica si alte active corporale	710103	32,520	32,520	32,520	32,520	32,520	32,520	32,503	17	16,540,904
Alte active fixe	710130	69,240,970	18,657,300	69,240,970	18,657,300	18,657,300	18,657,300	3,997,363	14,659,937	30,798,760


A	B	1	2	3	4	5	6	7	8=6-7	9
Reparatii capitale aferente activelor fixe	7103	9,380,800	7,880,800	9,380,800	7,880,800	7,880,800	7,880,800	6,056,275	1,824,525	9,338,929
OPERATIUNI FINANCIARE (cod 81)	79	10,145,000	5,074,000	10,145,000	5,074,000	5,074,000	5,074,000	4,780,963	293,037	
TITLUL XV RAMBURSARI DE CREDITE (cod 81.04)	81	10,145,000	5,074,000	10,145,000	5,074,000	5,074,000	5,074,000	4,780,963	293,037	
Rambursarea imprumuturilor contractate pentru finantarea proiectelor cu finantare UE	8104	10,145,000	5,074,000	10,145,000	5,074,000	5,074,000	5,074,000	4,780,963	293,037	
TITLUL VI TRANSFERURI INTRE UNITATI ALE ADMINISTRATIEI PUBLICE (cod 51.01+51.02)	51			19,091,000	14,024,630	14,024,630	14,024,630	13,439,430	585,200	13,439,430
TITLUL VII ALTE TRANSFERURI (cod 55.01+55.02)	55			2,191,000	1,633,000	1,633,000	1,633,000	1,072,000	561,000	1,072,000
TITLUL XVI RAMBURSARI DE CREDETE	81	10,145,000	5,074,000	13,360,000	6,681,500	6,681,500	6,681,500	6,388,463	293,037	
	84			-3,724,950	-3,724,950	-5,294,788	-5,294,788	-5,294,788		
OPERATIUNI FINANCIARE (cod 81)	79	10,145,000	5,074,000	13,360,000	6,681,500	6,681,500	6,681,500	6,388,463	293,037	
A. CHELTUIELILE CURENTE (10+20+30+40+50+51+55+56+58+57+59+60+61)	01	125,184,880	48,189,090	306,638,230	175,328,940	174,803,940	174,803,940	106,599,249	68,204,691	133,654,543
TITLUL XIX PLATI EFECTUATE IN ANII PRECEDENTI SI RECUPERATE IN ANUL CURENT (85.01)	85			-3,724,950	-3,724,950	-5,294,788	-5,294,788	-5,294,788		
Plati efectuate in anii precedenti si recuperate in anul curent (cod 85.01.02+85.01.05)	8501			-3,724,950	-3,724,950	-5,294,788	-5,294,788	-5,294,788		

*) Se inscriu denumirea si simbolul capitolelor din bugetul aprobat detaliate pe titluri , articole, alineate, pe structura clasificatiei economice

(bugetele locale, bugetul creditelor externe, bugetul creditelor interne, bugetul fondurilor externe nerambursabile - sursa D, institutii finantate integral sau partial din venituri proprii/activitati finantate integral din veniturii proprii

NOTA: Sumele inscrise in col. 6 "Plati efectuate" cu semnul minus la Titlul 85, art. 85.01 "Plati efectuate din precedenti si recuperate in anul curent", se inscriu si pe col. 4 "Angajamente bugetare" si col. 5 "Angajamente legale" la acelasi cod tot cu semnul minus , astfel incat in col. 7 "Angajamente legale de platit" sa nu fie raportate sume.

Conducatorul institutiei



Conducatorul compartimentului
financiar-contabil