

180

Anexa 12

CONTUL DE EXECUTIE A BUGETULUI LOCAL- VENITURI

la data de 30.09.2013

Denumirea indicatorilor	Cod indicator	Prevederi bugetare		Drepturi constatate			Incasari realizate	Stingeri pe alte cai decat incasari	Drepturi constatate de incasat
		anuale aprobate la finele perioadei de raportare	trimestriale cumulate	Total, din care:	din anii precedenti	din anul curent			
VENITURI -TOTAL(cod 00.02+00.15+00.16+00.17+45.02)	000102	121,661,420	104,805,550	131,602,325	22,496,304	109,106,021	107,048,716	90,875	24,462,734
VENITURI PROPRII (cod 00.02-11.02-37.02+00.15+00.16)	4802	59,284,500	49,288,430	74,121,275	15,907,817	58,213,458	51,027,642	90,875	23,002,758
I. VENITURI CURENTE (cod 00.03+00.12)	0002	105,507,110	88,846,040	109,654,373	15,708,156	93,946,217	86,681,509		22,972,864
A. VENITURI FISCALE (cod 00.04+06.02+00.09+00.10+00.11)	0003	97,284,000	81,384,330	97,081,846	10,884,475	86,197,371	79,998,408		17,083,438
A1. IMPOZIT PE VENIT, PROFIT SI CASTIGURI DIN CAPITAL (cod 00.05+00.06+00.07)	0004	31,857,000	23,614,610	23,562,471		23,562,471	23,562,471		
A1.2. IMPOZIT PE VENIT, PROFIT, SI CASTIGURI DIN CAPITAL DE LA PERSOANE FIZICE (cod 03.02+04.02)	0006	31,857,000	23,614,610	23,562,471		23,562,471	23,562,471		
Impozit pe venit (cod 03.02.17+03.02.18)	0302	800,000	600,000	585,939		585,939	585,939		
Impozitul pe veniturile din transferul proprietatilor imobiliare in patrimoniul personal	030218	800,000	600,000	585,939		585,939	585,939		
Cote si sume defalcate din impozitul pe venit (cod 04.02.01+04.02.04)	0402	31,057,000	23,014,610	22,976,532		22,976,532	22,976,532		
Cote defalcate din impozitul pe venit	040201	30,794,000	22,816,610	22,782,130		22,782,130	22,782,130		
Sume alocate din cotele defalcate din impozitul pe venit pentru echilibrarea bugetelor locale	040204	263,000	198,000	194,402		194,402	194,402		
A3. IMPOZITE SI TAXE PE PROPRIETATE (cod 07.02)	0009	13,434,000	13,116,750	25,975,895	7,735,655	18,240,240	13,448,189		12,527,706
Impozite si taxe pe proprietate (07.02.01a 07.02.03+07.02.50)	0702	13,434,000	13,116,750	25,975,895	7,735,655	18,240,240	13,448,189		12,527,706
Impozit si taxa pe cladiri (cod 07.02.01.01a 07.02.01.03)	070201	10,925,000	10,925,000	22,471,320	7,173,690	15,297,630	11,098,084		11,373,236
Impozit pe cladiri de la persoane fizice	07020101	3,117,000	3,117,000	5,049,027	1,148,133	3,900,894	3,119,823		1,929,204
Impozit si taxa pe cladiri de la persoane juridice	07020102	7,808,000	7,808,000	17,422,293	6,025,557	11,396,736	7,978,261		9,444,032
Impozit si taxa pe teren (cod 07.02.02.01 la 07.02.02.03)	070202	1,139,000	1,139,000	2,505,285	555,518	1,949,767	1,389,564		1,115,721
Impozit pe terenuri de la persoane fizice	07020201	233,000	233,000	514,110	128,935	385,175	297,046		217,064

199

A	B	1	2	3=4+5	4	5	6	7	8=3-6-7
Impozit si taxa pe terenuri de la persoane juridice	07020202	644,000	644,000	1,586,944	291,219	1,295,725	860,401		726,543
Impozitul pe terenul extravilan*)+Restante ani anteriori din impozitul pe terenul agricol-	07020203	262,000	262,000	404,231	135,364	268,867	232,117		172,114
Taxe judiciare de timbru si alte taxe de timbru	070203	1,370,000	1,052,750	999,290	6,447	992,843	960,541		38,749
A4.IMPOZITE SI TAXE PE BUNURI SI SERVICII (cod 11.02+12.02+15.02+16.02)	0010	51,918,000	44,577,970	47,430,579	3,097,953	44,332,626	42,919,646		4,510,933
Sume defalcate din TVA (cod 11.02.01+11.02.02+11.02.05 la 11.02.07)	1102	46,159,000	39,494,000	38,272,936		38,272,936	38,272,936		
Sume defalcate din taxa pe valoarea adaugata pentru finantarea cheltuielilor descentralizate la nivelul comunelor, oraselor, municipiilor si sectoarelor Municipiului Bucuresti	110202	45,920,000	39,255,000	38,033,936		38,033,936	38,033,936		
Sume defalcate din taxa pe valoarea adaugata pentru echilibrarea bugetelor locale	110206	239,000	239,000	239,000		239,000	239,000		
Alte impozite si taxe generale pe bunuri si servicii (cod 12.02.07)	1202	92,000	62,830	95,159	68,487	26,672	27,307		67,852
Taxe hoteliere	120207	92,000	62,830	95,159	68,487	26,672	27,307		67,852
Taxe pe servicii specifice (cod 15.02.01+15.02.50)	1502	5,000	3,720	6,388	358	6,030	5,926		462
Impozit pe spectacole	150201	5,000	3,720	6,388	358	6,030	5,926		462
Taxe pe utilizarea bunurilor, autorizarea utilizarii bunurilor sau pe desfasurarea de activitati (cod 16.02.02+16.02.03+16.02.50)	1602	5,662,000	5,017,420	9,056,096	3,029,108	6,026,988	4,613,477		4,442,619
Impozit pe mijloacele de transport (cod 16.02.02.01+16.02.02.02)	160202	4,477,000	4,117,130	7,895,610	2,883,251	5,012,359	3,605,465		4,290,145
Impozit pe mijloacele de transport detinute de persoane fizice	16020201	2,863,000	2,863,000	5,038,005	1,750,123	3,287,882	2,400,173		2,637,832
Impozit pe mijloacele de transport detinute de persoane juridice	16020202	1,614,000	1,254,130	2,857,605	1,133,128	1,724,477	1,205,292		1,652,313
Taxe si tarife pentru eliberarea de licente si autorizatii de functionare	160203	40,000	31,060	34,700		34,700	34,700		
Alte taxe pe utilizarea bunurilor, autorizarea utilizarii bunurilor sau pe desfasurare de activitati	160250	1,145,000	869,230	1,125,786	145,857	979,929	973,312		152,474
A6. ALTE IMPOZITE SI TAXE FISCALE (cod18.02)	0011	75,000	75,000	112,901	50,867	62,034	68,102		44,799
Alte impozite si taxe fiscale (cod 18.02.50)	1802	75,000	75,000	112,901	50,867	62,034	68,102		44,799
Alte impozite si taxe	180250	75,000	75,000	112,901	50,867	62,034	68,102		44,799
C. VENITURI NEFISCALE (cod 00.13+00.14)	0012	8,223,110	7,461,710	12,572,527	4,823,681	7,748,846	6,683,101		5,889,426
C1. VENITURI DIN PROPRIETATE (cod 30.02+31.02)	0013	4,475,500	4,475,500	4,403,849	481,234	3,922,615	3,427,258		976,591
Venituri din proprietate (cod 30.02.01+30.02.05+30.02.08+30.02.50)	3002	4,475,500	4,475,500	4,403,849	481,234	3,922,615	3,427,258		976,591

128

A	B	1	2	3=4+5	4	5	6	7	8=3-6-7
Venituri din concesiuni si inchirieri	300205	4,475,500	4,475,500	4,403,849	481,234	3,922,615	3,427,258		976,591
C2. VANZARI DE BUNURI SI SERVICII (cod 33.02+34.02+35.02+36.02+37.02)	0014	3,747,610	2,986,210	8,168,678	4,342,447	3,826,231	3,255,843		4,912,835
Venituri din prestari de servicii si alte activitati (cod 33.02.08+33.02.10+33.02.12+33.02.24+33.02.27+33.02.28+33.02.50)	3302	488,000	351,280	416,827	1,065	415,762	407,665		9,162
Contributia parintilor sau sustinatorilor legali pentru intretinerea copiilor in crese	330210	51,000	38,190	38,248		38,248	38,248		
Contributia persoanelor beneficiare ale cantinelor de ajutor social	330212	21,000	16,020	17,345		17,345	17,345		
Venituri din recuperarea cheltuielilor de judecata, imputatii si despagubiri	330228			9,821	1,065	8,756	659		9,162
Alte venituri din prestari de servicii si alte activitati	330250	416,000	297,070	351,413		351,413	351,413		
Venituri din taxe administrative, eliberari permise (cod 34.02.02+34.02.50)	3402	772,000	589,450	650,787		650,787	650,787		
Taxe extrajudiciare de timbru	340202	640,000	487,910	530,931		530,931	530,931		
Alte venituri din taxe administrative, eliberari permise	340250	132,000	101,540	119,856		119,856	119,856		
Amenzi, penalitati si confiscari (cod 35.02.01 la 35.02.03+35.02.50)	3502	1,432,000	1,083,490	5,892,611	4,132,299	1,760,312	1,288,927		4,603,684
Venituri din amenzi si alte sanctiuni aplicate potrivit dispozitiilor legale	350201	1,432,000	1,083,490	5,892,611	4,132,299	1,760,312	1,288,927		4,603,684
Diverse venituri (cod 36.02.01+36.02.05+36.02.06+36.02.07+36.02.11+36.02.22+36.02.50)	3602	983,000	889,380	1,133,348	209,083	924,265	833,359		299,989
Varsaminte din veniturile si/sau disponibilitatile institutiilor publice	360205	500,000	500,000	500,000		500,000	500,000		
Taxe speciale	360206	418,000	346,380	633,348	209,083	424,265	333,359		299,989
Alte venituri	360250	65,000	43,000						
Transferuri voluntare, altele decat subventiile (cod 37.02.01+37.02.03 la 37.02.05+37.02.50)	3702	72,610	72,610	75,105		75,105	75,105		
Donatii si sponsorizari	370201	72,610	72,610	75,105		75,105	75,105		
Varsaminte din sectiunea de functionare pentru finantarea sectiunii de dezvoltare a bugetului local (cu semnul minus)	370203	-4,471,160	-4,471,160	-4,737,910		-4,737,910	-4,737,910		
Varsaminte din sectiunea de functionare	370204	4,471,160	4,471,160	4,737,910		4,737,910	4,737,910		
II. VENITURI DIN CAPITAL (cod 39.02)	0015	9,000	9,000	215,835	199,661	16,174	95,066	90,875	29,894
Venituri din valorificarea unor bunuri (cod 39.02.01+39.02.03+39.02.04+ 39.02.07+39.02.10)	3902	9,000	9,000	215,835	199,661	16,174	95,066	90,875	29,894

144

A	B	1	2	3=4+5	4	5	6	7	8=3-6-7
Venituri din valorificarea unor bunuri ale institutiilor publice	390201			9,195		9,195	9,195		
Venituri din vanzarea locuintelor construite din fondurile statului	390203			140,887	140,887		20,118	90,875	29,894
Venituri din vanzarea unor bunuri apartinand domeniului privat sau al unitatilor administrativ-teritoriale	390207	9,000	9,000	65,753	58,774	6,979	65,753		
'II.OPERATIUNI FINANCIARE (cod 40.02)	0016			2,599,108		2,599,108	2,599,108		
Incasari din rambursarea imprumuturilor acordate (cod 40.02.06+40.02.07+40.02.10+40.02.11+40.02.13+40.02.14+40.02.50)	4002			2,599,108		2,599,108	2,599,108		
Sume din excedentul bugetului local utilizate pentru finantarea cheltuielilor sectiunii de dezvoltare	400214			2,599,108		2,599,108	2,599,108		
IV. SUBVENTII (cod 00.18)	0017	6,599,780	6,404,980	6,874,308	1,349,347	5,524,961	6,455,337		418,971
SUBVENTII DE LA ALTE NIVELE ALE ADMINISTRATIEI PUBLICE (cod 42.02+43.02)	0018	6,599,780	6,404,980	6,874,308	1,349,347	5,524,961	6,455,337		418,971
Subventii de la bugetul de stat(cod 42.02.01+42.02.03 la 42.02.07+42.02.09+42.02.10+42.02.12 la 42.02.21+42.02.28+42.02.29+42.02.32 la 42.02.36+42.02.40 la 42.02.42+42.02.44 la 42.02.46+42.02.51+42.02.52+42.02.54+42.02.55)	4202	6,555,780	6,360,980	6,830,308	1,349,347	5,480,961	6,411,337		418,971
Subventii de la bugetul de stat catre bugetele locale necesare sustinerii derularii proiectelor finantate din Fonduri Externe Nerambursabile (FEN) postaderare	420220	5,622,760	5,622,760	6,174,083	1,349,347	4,824,736	5,755,112		418,971
Subventii pentru acordarea ajutorului pentru incalzirea locuintei cu lemne, carbuni, combustibili petrolieri	420234	17,020	17,020	17,013		17,013	17,013		
Subventii din bugetul de stat pentru finantarea sanatatii	420241	916,000	721,200	639,212		639,212	639,212		
Subventii de la alte administratii (cod 43.02.01+43.02.04+43.02.07+43.02.08+43.02.20)	4302	44,000	44,000	44,000		44,000	44,000		
Alte subventii primite de la administratia centrala pentru finantarea unor activitati	430220	44,000	44,000	44,000		44,000	44,000		
Sume primite de la UE/alti donatori in contul platilor efectuate si prefinantari (cod 45.02.01 la 45.02.05+45.02.07+45.02.08+45.02.15 la 45.02.21)	4502	9,545,530	9,545,530	12,258,701	5,239,140	7,019,561	11,217,696		1,041,005
Fondul European de Dezvoltare Regionala (cod 45.02.01.01 la 45.02.01.03)	450201	9,470,110	9,470,110	11,834,392	4,993,635	6,840,757	10,943,054		891,338
Sume primite in contul platilor efectuate in anul curent	45020101	5,726,450	5,726,450	8,090,147	4,857,064	3,233,083	7,199,392		890,755
Sume primite in contul platilor efectuate in anii anteriori	45020102	3,743,660	3,743,660	3,744,245	136,571	3,607,674	3,743,662		583
Fondul Social European (cod 45.02.02.01 la 45.02.02.03)	450202	75,420	75,420	424,309	245,505	178,804	274,642		149,667

A	B	1	2	3=4+5	4	5	6	7	8=3-6-7
Sume primite in contul platilor efectuate in anul curent	45020201	75,420	75,420	424,309	245,505	178,804	274,642		149,667
VENITURILE SECTIUNII DE FUNCTIONARE (cod 00.02+00.16+00.17) - TOTAL	000102	102,012,970	85,157,100	105,616,688	15,708,156	89,908,532	82,643,824		22,972,864
VENITURI PROPRII (00.02-11.02-37.02-37.02.03+00.16)	4802	59,275,500	49,279,430	71,306,332	15,708,156	55,598,176	48,333,468		22,972,864
I. VENITURI CURENTE (cod 00.03+00.12)	0002	101,035,950	84,374,880	104,916,463	15,708,156	89,208,307	81,943,599		22,972,864
A. VENITURI FISCALE (cod 00.04+06.02+00.09+00.10+00.11)	0003	97,284,000	81,384,330	97,081,846	10,884,475	86,197,371	79,998,408		17,083,438
A1. IMPOZIT PE VENIT, PROFIT SI CASTIGURI DIN CAPITAL (cod 00.05+00.06+00.07)	0004	31,857,000	23,614,610	23,562,471		23,562,471	23,562,471		
A1.2. IMPOZIT PE VENIT, PROFIT, SI CASTIGURI DIN CAPITAL DE LA PERSOANE FIZICE (cod 03.02+04.02)	0006	31,857,000	23,614,610	23,562,471		23,562,471	23,562,471		
Impozit pe venit (cod 03.02.17+03.02.18)	0302	800,000	600,000	585,939		585,939	585,939		
Impozitul pe veniturile din transferul proprietatilor imobiliare din patrimoniul personal **)	030218	800,000	600,000	585,939		585,939	585,939		
Cote si sume defalcate din impozitul pe venit (cod 04.02.01+04.02.04)	0402	31,057,000	23,014,610	22,976,532		22,976,532	22,976,532		
Cote defalcate din impozitul pe venit	040201	30,794,000	22,816,610	22,782,130		22,782,130	22,782,130		
Sume alocate din cotele defalcate din impozitul pe venit pentru echilibrarea bugetelor locale	040204	263,000	198,000	194,402		194,402	194,402		
A3. IMPOZITE SI TAXE PE PROPRIETATE (cod 07.02)	0009	13,434,000	13,116,750	25,975,895	7,735,655	18,240,240	13,448,189		12,527,706
Impozite si taxe pe proprietate (cod 07.02.01 la 07.02.03+07.02.50)	0702	13,434,000	13,116,750	25,975,895	7,735,655	18,240,240	13,448,189		12,527,706
Impozit si taxa pe cladiri (cod 07.02.01.01+07.02.01.02)	070201	10,925,000	10,925,000	22,471,320	7,173,690	15,297,630	11,098,084		11,373,236
Impozit pe cladiri de la persoane fizice	07020101	3,117,000	3,117,000	5,049,027	1,148,133	3,900,894	3,119,823		1,929,204
Impozit si taxa pe cladiri de la persoane juridice	07020102	7,808,000	7,808,000	17,422,293	6,025,557	11,396,736	7,978,261		9,444,032
Impozit si taxa pe teren (cod 07.02.02.01 la 07.02.02.03)	070202	1,139,000	1,139,000	2,505,285	555,518	1,949,767	1,389,564		1,115,721
Impozit pe terenuri de la persoane fizice	07020201	233,000	233,000	514,110	128,935	385,175	297,046		217,064
Impozit si taxa pe teren de la persoane juridice	07020202	644,000	644,000	1,586,944	291,219	1,295,725	860,401		726,543
Impozitul pe terenul extravilan*)+Restante anii anteriori din impozitul pe terenul agricol-	07020203	262,000	262,000	404,231	135,364	268,867	232,117		172,114
Taxe judiciare de timbru si alte taxe de timbru	070203	1,370,000	1,052,750	999,290	6,447	992,843	960,541		38,749
A4. IMPOZITE SI TAXE PE BUNURI SI SERVICII (cod 11.02+12.02+15.02+16.02)	0010	51,918,000	44,577,970	47,430,579	3,097,953	44,332,626	42,919,646		4,510,933
Sume defalcate din TVA (cod 11.02.01+11.02.02+11.02.05+11.02.06)	1102	46,159,000	39,494,000	38,272,936		38,272,936	38,272,936		
Sume defalcate din taxa pe valoarea adaugata pentru finantarea cheltuielilor descentralizate la nivelul comunelor,	110202	45,920,000	39,255,000	38,033,936		38,033,936	38,033,936		

A	B	1	2	3=4+5	4	5	6	7	8=3-6-7
oraselor, municipiilor, sectoarelor si Municipiului Bucuresti									
Sume defalcate din taxa pe valoarea adaugata pentru echilibrarea bugetelor locale	110206	239,000	239,000	239,000		239,000	239,000		
Alte impozite si taxe generale pe bunuri si servicii (cod 12.02.07)	1202	92,000	62,830	95,159	68,487	26,672	27,307		67,852
Taxe hoteliere	120207	92,000	62,830	95,159	68,487	26,672	27,307		67,852
Taxe pe servicii specifice (cod 15.02.01+15.02.50)	1502	5,000	3,720	6,388	358	6,030	5,926		462
Impozit pe spectacole	150201	5,000	3,720	6,388	358	6,030	5,926		462
Taxe pe utilizarea bunurilor, autorizarea utilizarii bunurilor sau pe desfasurarea de activitati (cod 16.02.02+16.02.03+16.02.50)	1602	5,662,000	5,017,420	9,056,096	3,029,108	6,026,988	4,613,477		4,442,619
Impozit pe mijloacele de transport (cod 16.02.02.01+16.02.02.02)	160202	4,477,000	4,117,130	7,895,610	2,883,251	5,012,359	3,605,465		4,290,145
Impozit pe mijloacele de transport detinute de persoane fizice	16020201	2,863,000	2,863,000	5,038,005	1,750,123	3,287,882	2,400,173		2,637,832
Impozit pe mijloacele de transport detinute de persoane juridice	16020202	1,614,000	1,254,130	2,857,605	1,133,128	1,724,477	1,205,292		1,652,313
Taxe si tarife pentru eliberarea de licente si autorizatii de functionare	160203	40,000	31,060	34,700		34,700	34,700		
Alte taxe pe utilizarea bunurilor, autorizarea utilizarii bunurilor sau pe desfasurare de activitati	160250	1,145,000	869,230	1,125,786	145,857	979,929	973,312		152,474
A6. ALTE IMPOZITE SI TAXE FISCALE (cod 18.02)	0011	75,000	75,000	112,901	50,867	62,034	68,102		44,799
Alte impozite si taxe fiscale (cod 18.02.50)	1802	75,000	75,000	112,901	50,867	62,034	68,102		44,799
Alte impozite si taxe	180250	75,000	75,000	112,901	50,867	62,034	68,102		44,799
C. VENITURI NEFISCALE (cod 00.13+00.14)	0012	3,751,950	2,990,550	7,834,617	4,823,681	3,010,936	1,945,191		5,889,426
... VENITURI DIN PROPRIETATE (cod 30.02+31.02)	0013	4,475,500	4,475,500	4,403,849	481,234	3,922,615	3,427,258		976,591
Venituri din proprietate (cod 30.02.01+30.02.05+30.02.08+30.02.50)	3002	4,475,500	4,475,500	4,403,849	481,234	3,922,615	3,427,258		976,591
Venituri din concesiuni si inchirieri	300205	4,475,500	4,475,500	4,403,849	481,234	3,922,615	3,427,258		976,591
C2. VANZARI DE BUNURI SI SERVICII (cod 33.02+34.02+35.02+36.02+37.02)	0014	-723,550	-1,484,950	3,430,768	4,342,447	-911,679	-1,482,067		4,912,835
Venituri din prestari de servicii si alte activitati (cod 33.02.08+33.02.10+33.02.12+33.02.24+33.02.27+33.02.28+33.02.50)	3302	488,000	351,280	416,827	1,065	415,762	407,665		9,162
Contributia parintilor sau sustinatorilor legali pentru intretinerea copiilor in crese	330210	51,000	38,190	38,248		38,248	38,248		
Contributia persoanelor beneficiare ale cantinelor de ajutor social	330212	21,000	16,020	17,345		17,345	17,345		

A	B	1	2	3=4+5	4	5	6	7	8=3-6-7
Venituri din recuperarea cheltuielilor de judecata, imputatii	330228			9,821	1,065	8,756	659		9,162
Alte venituri din prestari de servicii si alte activitati	330250	416,000	297,070	351,413		351,413	351,413		
Venituri din taxe administrative, eliberari permise (cod 34.02.02+34.02.50)	3402	772,000	589,450	650,787		650,787	650,787		
Taxe extrajudiciare de timbru	340202	640,000	487,910	530,931		530,931	530,931		
Alte venituri din taxe administrative, eliberari permise	340250	132,000	101,540	119,856		119,856	119,856		
Amenzi, penalitati si confiscari (cod 35.02.01 la 35.02.03+35.02.50)	3502	1,432,000	1,083,490	5,892,611	4,132,299	1,760,312	1,288,927		4,603,684
Venituri din amenzi si alte sanctiuni aplicate potrivit dispozitiilor legale	350201	1,432,000	1,083,490	5,892,611	4,132,299	1,760,312	1,288,927		4,603,684
Diverse venituri (cod 36.02.01+36.02.05+36.02.06+36.02.11+36.02.50)	3602	983,000	889,380	1,133,348	209,083	924,265	833,359		299,989
Varsaminte din veniturile si/sau disponibilitatile institutiilor publice	360205	500,000	500,000	500,000		500,000	500,000		
Taxe speciale	360206	418,000	346,380	633,348	209,083	424,265	333,359		299,989
Alte venituri	360250	65,000	43,000						
Transferuri voluntare, altele decat subventiile (cod 37.02.01+37.02.03+37.02.50)	3702	-4,398,550	-4,398,550	-4,662,805		-4,662,805	-4,662,805		
Donatii si sponsorizari	370201	72,610	72,610	75,105		75,105	75,105		
Varsaminte din sectiunea de functionare pentru finantarea sectiunii de dezvoltare a bugetului local (cu semnul minus)	370203	-4,471,160	-4,471,160	-4,737,910		-4,737,910	-4,737,910		
IV. SUBVENTII (cod 00.18)	0017	977,020	782,220	700,225		700,225	700,225		
SUBVENTII DE LA ALTE NIVELE ALE ADMINISTRATIEI PUBLICE (cod 42.02+43.02)	0018	977,020	782,220	700,225		700,225	700,225		
Subventii de la bugetul de stat(cod 42.02.21+42.02.28+42.02.32 la 42.02.36+42.02.41+42.02.42+42.02.44 la 42.02.46+42.02.51+42.02.54)	4202	933,020	738,220	656,225		656,225	656,225		
Subventii pentru acordarea ajutorului pentru incalzirea locuintei cu lemne, carbuni, combustibili petrolieri	420234	17,020	17,020	17,013		17,013	17,013		
Subventii din bugetul de stat pentru finantarea sanatatii	420241	916,000	721,200	639,212		639,212	639,212		
Subventii de la alte administratii (cod 43.02.01+43.02.04+43.02.07+43.02.08+43.02.20)	4302	44,000	44,000	44,000		44,000	44,000		
Alte subventii primite de la administratia centrala pentru finantarea unor activitati	430220	44,000	44,000	44,000		44,000	44,000		
VENITURILE SECTIUNII DE DEZVOLTARE (00.02+00.15+00.16+00.17+45.02) - TOTAL	000102	19,648,450	19,648,450	25,985,637	6,788,148	19,197,489	24,404,892	90,875	1,489,870

173

A	B	1	2	3=4+5	4	5	6	7	8=3-6-7
VENITURII PROPRII (cod 00.02-11.02-37.02+00.15+00.16)	4802	9,000	9,000	2,814,943	199,661	2,615,282	2,694,174	90,875	29,894
VENITURI CURENTE (00.03+00.12)	0002	4,471,160	4,471,160	4,737,910		4,737,910	4,737,910		
C. VENITURI NEFISCALE (cod 00.14)	0012	4,471,160	4,471,160	4,737,910		4,737,910	4,737,910		
C2. VANZARI DE BUNURI SI SERVICII (cod 36.02+37.02)	0014	4,471,160	4,471,160	4,737,910		4,737,910	4,737,910		
Transferuri voluntare, altele decat subventiile (cod 37.02.04+37.02.05)	3702	4,471,160	4,471,160	4,737,910		4,737,910	4,737,910		
irsaminte din sectiunea de functionare	370204	4,471,160	4,471,160	4,737,910		4,737,910	4,737,910		
II. VENITURI DIN CAPITAL (cod 39.02)	0015	9,000	9,000	215,835	199,661	16,174	95,066	90,875	29,894
Venituri din valorificarea unor bunuri (cod 39.02.01+39.02.03+39.02.04+39.02.07+39.02.10)	3902	9,000	9,000	215,835	199,661	16,174	95,066	90,875	29,894
Venituri din valorificarea unor bunuri ale institutiilor publice	390201			9,195		9,195	9,195		
Venituri din vanzarea locuintelor construite din fondurile statului	390203			140,887	140,887		20,118	90,875	29,894
Venituri din vanzarea unor bunuri apartinand domeniului privat al statului sau al unitatilor administrativ-teritoriale	390207	9,000	9,000	65,753	58,774	6,979	65,753		
III. OPERATIUNI FINANCIARE (cod 40.02)	0016			2,599,108		2,599,108	2,599,108		
Încasari din rambursarea împrumuturilor acordate (cod 40.02.13+40.02.14)	4002			2,599,108		2,599,108	2,599,108		
Sume din excedentul bugetului local utilizate pentru finantarea cheltuielilor sectiunii de dezvoltare	400214			2,599,108		2,599,108	2,599,108		
IV. SUBVENTII (cod 00.18)	0017	5,622,760	5,622,760	6,174,083	1,349,347	4,824,736	5,755,112		418,971
SUBVENTII DE LA ALTE NIVELE ALE ADMINISTRATIEI PUBLICE (cod 42.02)	0018	5,622,760	5,622,760	6,174,083	1,349,347	4,824,736	5,755,112		418,971
Subventii de la bugetul de stat (cod 42.02.01+42.02.03 la 42.02.07+42.02.09+42.02.10+42.02.12 la 42.02.20+42.02.29+42.02.40+42.02.51+42.02.52+42.02.55)	4202	5,622,760	5,622,760	6,174,083	1,349,347	4,824,736	5,755,112		418,971
Subventii de la bugetul de stat catre bugetele locale necesare sustinerii derularii proiectelor finantate din Fonduri Externe Nerambursabile (FEN) postaderare	420220	5,622,760	5,622,760	6,174,083	1,349,347	4,824,736	5,755,112		418,971
Sume primite de la UE/alti donatori în contul platilor efectuate si prefinantari (cod 45.02.01 la 45.02.05 +45.02.07+45.02.08+45.02.15 la 45.02.21)	4502	9,545,530	9,545,530	12,258,701	5,239,140	7,019,561	11,217,696		1,041,005
Fondul European de Dezvoltare Regionala (cod 45.02.01.01 la 45.02.01.03)	450201	9,470,110	9,470,110	11,834,392	4,993,635	6,840,757	10,943,054		891,338
Sume primite în contul platilor efectuate în anul curent	45020101	5,726,450	5,726,450	8,090,147	4,857,064	3,233,083	7,199,392		890,755
Sume primite în contul platilor efectuate în anii anteriori	45020102	3,743,660	3,743,660	3,744,245	136,571	3,607,674	3,743,662		583
Fondul Social European (cod 45.02.02.01 la 45.02.02.03)	450202	75,420	75,420	424,309	245,505	178,804	274,642		149,667

172

A	B	1	2	3=4+5	4	5	6	7	8=3-6-7
Sume primite în contul platilor efectuate în anul curent	45020201	75,420	75,420	424,309	245,505	178,804	274,642		149,667

Conducatorul institutiei

CAPILNASIU SV RADU



Director Economic

CUIBUS MARIANA



14

Anexa 13

CONTUL DE EXECUTIE A BUGETULUI LOCAL- CHELTUIELI

la data de 30.09.2013

p. 21

-lei-

Denumirea indicatorilor *)	Cod indicator	Credite de angajament	Credite bugetare		Angajamente bugetare	Angajamente legale	Plati efectuate	Angajamente legale de platit	Cheltuieli efective
			anuale aprobate la finele perioadei de raportare	trimestriale cumulate					
A	B	1	2	3	4	5	6	7=5-6	8
TOTAL CHELTUIELI (cod 50.02+59.02+63.02+ 70.02+79.02)	4902		124,260,530	107,393,460	124,256,244	124,256,244	92,666,541	31,589,703	92,505,092
Partea I-a SERVICII PUBLICE GENERALE (cod 51.02+54.02+55.02+56.02+57.02)	5002		15,878,710	12,479,760	15,877,580	15,877,580	10,636,153	5,241,427	10,962,743
Autoritati publice si actiuni externe (cod 51.02.01)	5102		8,418,580	7,003,940	8,418,580	8,418,580	6,282,881	2,135,699	6,678,809
Autoritati executive si legislative (cod 51.02.01.03)	510201		8,418,580	7,003,940	8,418,580	8,418,580	6,282,881	2,135,699	6,678,809
Autoritati executive	51020103		8,418,580	7,003,940	8,418,580	8,418,580	6,282,881	2,135,699	6,678,809
Alte servicii publice generale (cod 54.02.05 la 54.02.50)	5402		1,712,660	1,454,350	1,711,530	1,711,530	1,169,605	541,925	1,138,233
Servicii publice comunitare de evidenta a persoanelor	540210		455,000	392,690	455,000	455,000	341,582	113,418	341,582
Alte servicii publice generale	540250		1,257,660	1,061,660	1,256,530	1,256,530	828,023	428,507	796,651
Tranzactii privind datoria publica si imprumuturi	5502		5,747,470	4,021,470	5,747,470	5,747,470	3,183,667	2,563,803	3,145,701
Partea a II-a APARARE, ORDINE PUBLICA SI SIGURANTA NATIONALA (60.02+61.02)	5902		1,928,750	1,574,750	1,928,750	1,928,750	1,178,002	750,748	1,151,658
Ordine publica si siguranta nationala (61.02.03 la 61.02.50)	6102		1,928,750	1,574,750	1,928,750	1,928,750	1,178,002	750,748	1,151,658
Ordine publica (cod 61.02.03.04)	610203		1,878,750	1,525,750	1,878,750	1,878,750	1,175,673	703,077	1,149,467
Politie comunitara	61020304		1,878,750	1,525,750	1,878,750	1,878,750	1,175,673	703,077	1,149,467
Protectie civila si protectia contra incendiilor (protectie civila nonmilitara)	610205		50,000	49,000	50,000	50,000	2,329	47,671	2,191
Partea a III-a CHELTUIELI SOCIAL-CULTURALE(cod 65.02+66.02+67.02+68.02)	6302		70,018,480	60,673,000	70,017,808	70,017,808	55,137,832	14,879,976	53,284,117
Invatamant (cod 65.02.03+65.02.04+65.02.05+65.02.07+65.02.11+65.02.50)	6502		52,246,400	44,767,190	52,246,396	52,246,396	42,231,332	10,015,064	41,017,317
Invatamant prescolar si primar (65.02.03.01+65.02.03.02)	650203		23,184,610	19,833,250	23,184,610	23,184,610	18,819,626	4,364,984	19,312,868

170

A	B	1	2	3	4	5	6	7=5-6	8
Invatamant prescolar	65020301		9,037,510	7,360,890	9,037,510	9,037,510	6,984,968	2,052,542	6,908,253
Invatamant primar	65020302		14,147,100	12,472,360	14,147,100	14,147,100	11,834,658	2,312,442	12,404,615
Invatamant secundar (cod 65.02.04.01 la 65.02.04.03)	650204		28,809,250	24,681,400	28,809,246	28,809,246	23,219,742	5,589,504	21,531,992
Invatamant secundar superior	65020402		28,809,250	24,681,400	28,809,246	28,809,246	23,219,742	5,589,504	21,531,992
Invatamant postliceal	650205		196,640	196,640	196,640	196,640	191,964	4,676	172,457
Alte cheltuieli in domeniul invatamantului	650250		55,900	55,900	55,900	55,900		55,900	
Sanatate (cod 66.02.06+66.02.08+66.02.50)	6602		1,176,500	979,700	1,176,500	1,176,500	644,762	531,738	644,762
Servicii de sanatate publica	660208		916,000	721,200	916,000	916,000	639,212	276,788	639,212
Alte cheltuieli in domeniul sanatatii (cod 66.02.50.50)	660250		260,500	258,500	260,500	260,500	5,550	254,950	5,550
Alte institutii si actiuni sanitare	66025050		260,500	258,500	260,500	260,500	5,550	254,950	5,550
Cultura, recreere si religie (cod 67.02.03+67.02.05+67.02.06+67.02.50)	6702		9,839,910	8,898,240	9,839,910	9,839,910	6,841,195	2,998,715	5,880,145
Servicii culturale (cod 67.02.03.02 la 67.02.03.30)	670203		1,256,400	942,000	1,256,400	1,256,400	691,996	564,404	691,996
Case de cultura	67020306		1,256,400	942,000	1,256,400	1,256,400	691,996	564,404	691,996
Servicii recreative si sportive (cod 67.02.05.01 la 67.02.05.03)	670205		4,938,790	4,659,050	4,938,790	4,938,790	3,232,164	1,706,626	2,320,013
Sport	67020501		1,302,670	1,207,930	1,302,670	1,302,670	671,179	631,491	737,338
Intretinere gradini publice, parcuri, zone verzi, si de agrement	67020503		3,636,120	3,451,120	3,636,120	3,636,120	2,560,985	1,075,135	1,582,675
Alte servicii in domeniile culturii, recreerii si religiei	670250		3,644,720	3,297,190	3,644,720	3,644,720	2,917,035	727,685	2,868,136
Asigurari si asistenta sociala (cod 68.02.04+68.02.05+68.02.06 +68.02.10+68.02.11+68.02.12+68.02.15+68.02.50)	6802		6,755,670	6,027,870	6,755,002	6,755,002	5,420,543	1,334,459	5,741,893
Asistenta sociala in caz de boli si invaliditati (cod 68.02.05.02)	680205		3,199,000	3,109,000	3,198,332	3,198,332	3,025,507	172,825	3,323,416
Asistenta sociala in caz de invaliditate	68020502		3,199,000	3,109,000	3,198,332	3,198,332	3,025,507	172,825	3,323,416
Crese	680211		464,000	356,250	464,000	464,000	342,359	121,641	339,496
Prevenirea excluderii sociale (cod 68.02.15.01+ 68.02.15.02)	680215		36,020	28,380	36,020	36,020	15,627	20,393	15,568
Ajutor social	68021501		36,020	28,380	36,020	36,020	15,627	20,393	15,568
Alte cheltuieli in domeniul asigurarilor si asistentei sociale	680250		3,056,650	2,534,240	3,056,650	3,056,650	2,037,050	1,019,600	2,063,413
Partea a IV-a SERVICII SI DEZVOLTARE PUBLICA, LOCUINTE, MEDIU SI APE (cod 70.02+74.02)	6902		17,900,300	15,561,660	17,900,300	17,900,300	10,451,415	7,448,885	5,792,620
Locuinte, servicii si dezvoltare publica (cod 70.02.03+70.02.05+70.02.06+70.02.07+70.02.50)	7002		14,232,910	12,561,660	14,232,910	14,232,910	7,732,265	6,500,645	2,927,629
Iluminat public si electrificari rurale	700206		1,900,320	1,558,320	1,900,320	1,900,320	1,184,852	715,468	1,312,414
Alte servicii in domeniul locuintelor, serviciilor si dezvoltarii	700250		12,332,590	11,003,340	12,332,590	12,332,590	6,547,413	5,785,177	1,615,215

A	B	1	2	3	4	5	6	7=5-6	8
comunale									
Protectia mediului (cod 74.02.05+74.02.06)	7402		3,667,390	3,000,000	3,667,390	3,667,390	2,719,150	948,240	2,864,991
Salubritate si gestiunea deseurilor (cod 74.02.05.01+74.02.05.02)	740205		3,667,390	3,000,000	3,667,390	3,667,390	2,719,150	948,240	2,864,991
ubritate	74020501		3,667,390	3,000,000	3,667,390	3,667,390	2,719,150	948,240	2,864,991
Partea aV-a ACTIUNI ECONOMICE (80.02+81.02+83.02+84.02+87.02)	7902		18,534,290	17,104,290	18,531,806	18,531,806	15,263,139	3,268,667	21,313,954
Combustibili si energie (cod 81.02.06 la 81.02.50)	8102		450,000	337,000	450,000	450,000	328,063	121,937	248,829
Energie termica	810206		450,000	337,000	450,000	450,000	328,063	121,937	248,829
Agricultura, silvicultura, piscicultura si vanatoarea (cod 83.02.03)	8302		470,000	375,000	470,000	470,000	328,007	141,993	327,836
Agricultura (cod 83.02.03.03 + 83.02.03.07+ 83.02.03.30)	830203		470,000	375,000	470,000	470,000	328,007	141,993	327,836
Alte cheltuieli in domeniul agriculturii	83020330		470,000	375,000	470,000	470,000	328,007	141,993	327,836
Transporturi (cod 84.02.03+84.02.06+84.02.50)	8402		17,614,290	16,392,290	17,611,806	17,611,806	14,607,069	3,004,737	20,737,289
Transport rutier (cod 84.02.03.01 la 84.02.03.03)	840203		9,410,000	8,188,000	9,407,516	9,407,516	6,816,305	2,591,211	7,199,802
Transport in comun	84020302		4,250,000	3,523,000	4,250,000	4,250,000	3,331,384	918,616	3,229,051
Strazi	84020303		5,160,000	4,665,000	5,157,516	5,157,516	3,484,921	1,672,595	3,970,751
Alte cheltuieli in domeniul transporturilor	840250		8,204,290	8,204,290	8,204,290	8,204,290	7,790,764	413,526	13,537,487
CHELTUIELILE SECTIUNII DE FUNCTIONARE (cod 50.02+59.02+63.02+70.02+74.02+79.02)	4902		102,012,970	85,157,100	102,008,684	102,008,684	77,905,769	24,102,915	76,221,928
Partea I-a SERVICII PUBLICE GENERALE (cod .02+54.02+55.02+56.02+57.02)	5002		15,721,710	12,322,760	15,720,580	15,720,580	10,482,635	5,237,945	10,470,410
Autoritati publice si actiuni externe (cod 51.02.01)	5102		8,266,580	6,851,940	8,266,580	8,266,580	6,133,565	2,133,015	6,198,183
Autoritati executive si legislative (cod 51.02.01.03)	510201		8,266,580	6,851,940	8,266,580	8,266,580	6,133,565	2,133,015	6,198,183
Autoritati executive	51020103		8,266,580	6,851,940	8,266,580	8,266,580	6,133,565	2,133,015	6,198,183
Alte servicii publice generale (cod 54.02.05 la 54.02.50)	5402		1,707,660	1,449,350	1,706,530	1,706,530	1,165,403	541,127	1,126,526
Servicii publice comunitare de evidenta a persoanelor	540210		455,000	392,690	455,000	455,000	341,582	113,418	341,582
Alte servicii publice generale	540250		1,252,660	1,056,660	1,251,530	1,251,530	823,821	427,709	784,944
Tranzactii privind datoria publica si imprumuturi	5502		5,747,470	4,021,470	5,747,470	5,747,470	3,183,667	2,563,803	3,145,701
Partea a II-a APARARE, ORDINE PUBLICA SI SIGURANTA NATIONALA (60.02+61.02)	5902		1,725,000	1,371,000	1,725,000	1,725,000	1,178,002	546,998	1,146,031
Ordine publica si siguranta nationala (61.02.03 la 61.02.50)	6102		1,725,000	1,371,000	1,725,000	1,725,000	1,178,002	546,998	1,146,031
Ordine publica (cod 61.02.03.04)	610203		1,675,000	1,322,000	1,675,000	1,675,000	1,175,673	499,327	1,143,840

168

A	B	1	2	3	4	5	6	7=5-6	8
Politie comunitara	61020304		1,675,000	1,322,000	1,675,000	1,675,000	1,175,673	499,327	1,143,840
Protectie civila si protectia contra incendiilor (protectie civila nonmilitara)	610205		50,000	49,000	50,000	50,000	2,329	47,671	2,191
Partea a III-a CHELTUIELI SOCIAL-CULTURALE(cod 66.02+66.02+67.02+68.02)	6302		63,517,870	54,183,590	63,517,198	63,517,198	51,134,350	12,382,848	51,873,115
Invatamant (cod 65.02.03+65.02.04+65.02.05+65.02.07+65.02.11+65.02.50)	6502		49,169,470	41,701,460	49,169,466	49,169,466	39,794,531	9,374,935	40,164,574
Invatamant prescolar si primar (65.02.03.01+65.02.03.02)	650203		22,954,100	19,613,940	22,954,100	22,954,100	18,696,900	4,257,200	19,252,011
Invatamant prescolar	65020301		8,930,310	7,264,890	8,930,310	8,930,310	6,984,968	1,945,342	6,891,378
Invatamant primar	65020302		14,023,790	12,349,050	14,023,790	14,023,790	11,711,932	2,311,858	12,360,633
Invatamant secundar (cod 65.02.04.01 la 65.02.04.03)	650204		25,962,830	21,834,980	25,962,826	25,962,826	20,905,667	5,057,159	20,740,106
Invatamant secundar superior	65020402		25,962,830	21,834,980	25,962,826	25,962,826	20,905,667	5,057,159	20,740,106
Invatamant postliceal	650205		196,640	196,640	196,640	196,640	191,964	4,676	172,457
Alte cheltuieli in domeniul invatamantului	650250		55,900	55,900	55,900	55,900		55,900	
Sanatate (cod 66.02.06+66.02.08+66.02.50)	6602		927,000	730,200	927,000	927,000	644,762	282,238	644,762
Servicii de sanatate publica	660208		916,000	721,200	916,000	916,000	639,212	276,788	639,212
Alte cheltuieli in domeniul sanatatii (cod 66.02.50.50)	660250		11,000	9,000	11,000	11,000	5,550	5,450	5,550
Alte institutii si actiuni sanitare	66025050		11,000	9,000	11,000	11,000	5,550	5,450	5,550
Cultura, recreere si religie (cod 67.02.03+67.02.05+67.02.06+67.02.50)	6702		6,755,730	5,814,060	6,755,730	6,755,730	5,274,514	1,481,216	5,337,123
Servicii culturale (cod 67.02.03.02 la 67.02.03.30)	670203		1,256,400	942,000	1,256,400	1,256,400	691,996	564,404	691,996
Alte servicii culturale	67020306		1,256,400	942,000	1,256,400	1,256,400	691,996	564,404	691,996
Servicii recreative si sportive (cod 67.02.05.01 la 67.02.05.03)	670205		2,472,300	2,192,560	2,472,300	2,472,300	2,036,788	435,512	2,099,397
Sport	67020501		850,000	755,260	850,000	850,000	599,488	250,512	585,528
Intretinere gradini publice, parcuri, zone verzi, si de agrement	67020503		1,622,300	1,437,300	1,622,300	1,622,300	1,437,300	185,000	1,513,869
Alte servicii in domeniile culturii, recreerii si religiei	670250		3,027,030	2,679,500	3,027,030	3,027,030	2,545,730	481,300	2,545,730
Asigurari si asistenta sociala (cod 68.02.04+68.02.05+68.02.06 +68.02.10+68.02.11+68.02.12+68.02.15+68.02.50)	6802		6,665,670	5,937,870	6,665,002	6,665,002	5,420,543	1,244,459	5,726,656
Asistenta sociala in caz de boli si invaliditati (cod68.02.05.02)	680205		3,199,000	3,109,000	3,198,332	3,198,332	3,025,507	172,825	3,323,416
Asistenta sociala in caz de invaliditate	68020502		3,199,000	3,109,000	3,198,332	3,198,332	3,025,507	172,825	3,323,416
Crese	680211		464,000	356,250	464,000	464,000	342,359	121,641	339,496
Prevenirea excluderii sociale (cod 68.02.15.01+ 68.02.15.02)	680215		36,020	28,380	36,020	36,020	15,627	20,393	15,568

164

A	B	1	2	3	4	5	6	7=5-6	8
Ajutor social	68021501		36,020	28,380	36,020	36,020	15,627	20,393	15,568
Alte cheltuieli in domeniul asigurarilor si asistentei sociale	680250		2,966,650	2,444,240	2,966,650	2,966,650	2,037,050	929,600	2,048,176
Partea a IV-a SERVICII SI DEZVOLTARE PUBLICA, LOCUINTE, MEDIU SI APE (cod 70.02+74.02)	6902		10,718,390	8,379,750	10,718,390	10,718,390	7,638,407	3,079,983	4,955,905
Locuinte, servicii si dezvoltare publica (cod 70.02.03+70.02.05+70.02.06+70.02.07+70.02.50)	7002		7,051,000	5,379,750	7,051,000	7,051,000	4,919,257	2,131,743	2,090,914
Iluminat public si electrificari rurale	700206		1,650,000	1,308,000	1,650,000	1,650,000	1,184,852	465,148	1,312,414
Alte servicii in domeniul locuintelor, serviciilor si dezvoltarii comunale	700250		5,401,000	4,071,750	5,401,000	5,401,000	3,734,405	1,666,595	778,500
Protectia mediului (cod 74.02.05+74.02.06)	7402		3,667,390	3,000,000	3,667,390	3,667,390	2,719,150	948,240	2,864,991
Salubritate si gestiunea deseurilor (cod 74.02.05.01+74.02.05.02)	740205		3,667,390	3,000,000	3,667,390	3,667,390	2,719,150	948,240	2,864,991
Salubritate	74020501		3,667,390	3,000,000	3,667,390	3,667,390	2,719,150	948,240	2,864,991
Partea aV-a ACTIUNI ECONOMICE (80.02+81.02+83.02+84.02+87.02)	7902		10,330,000	8,900,000	10,327,516	10,327,516	7,472,375	2,855,141	7,776,467
Combustibilii si energie (cod 81.02.06 la 81.02.50)	8102		450,000	337,000	450,000	450,000	328,063	121,937	248,829
Energie termica	810206		450,000	337,000	450,000	450,000	328,063	121,937	248,829
Agricultura, silvicultura, piscicultura si vanatoarea (cod 83.02.03)	8302		470,000	375,000	470,000	470,000	328,007	141,993	327,836
Agricultura (cod 83.02.03.03 + 83.02.03.07+ 83.02.03.30)	830203		470,000	375,000	470,000	470,000	328,007	141,993	327,836
Alte cheltuieli in domeniul agriculturii	83020330		470,000	375,000	470,000	470,000	328,007	141,993	327,836
Transporturi (cod 84.02.03+84.02.06+84.02.50)	8402		9,410,000	8,188,000	9,407,516	9,407,516	6,816,305	2,591,211	7,199,802
Transport rutier (cod 84.02.03.01 la 84.02.03.03)	840203		9,410,000	8,188,000	9,407,516	9,407,516	6,816,305	2,591,211	7,199,802
Transport in comun	84020302		4,250,000	3,523,000	4,250,000	4,250,000	3,331,384	918,616	3,229,051
Strazi	84020303		5,160,000	4,665,000	5,157,516	5,157,516	3,484,921	1,672,595	3,970,751
CHELTUIELILE SECTIUNII DE DEZVOLTARE (cod 50.02+59.02+63.02+70.02+74.02+79.02)	4902		22,247,560	22,236,360	22,247,560	22,247,560	14,760,772	7,486,788	16,283,164
Partea I-a SERVICII PUBLICE GENERALE (cod 51.02+54.02+55.02+56.02+57.02)	5002		157,000	157,000	157,000	157,000	153,518	3,482	492,333
Autoritati publice si actiuni externe (cod 51.02.01)	5102		152,000	152,000	152,000	152,000	149,316	2,684	480,626
Autoritati executive si legislative (cod 51.02.01.03)	510201		152,000	152,000	152,000	152,000	149,316	2,684	480,626
Autoritati executive	51020103		152,000	152,000	152,000	152,000	149,316	2,684	480,626
Alte servicii publice generale (cod 54.02.05 la 54.02.50)	5402		5,000	5,000	5,000	5,000	4,202	798	11,707
Alte servicii publice generale	540250		5,000	5,000	5,000	5,000	4,202	798	11,707

A	B	1	2	3	4	5	6	7=5-6	8
Partea a II-a APARARE, ORDINE PUBLICA SI SIGURANTA NATIONALA (60.02+61.02)	5902		203,750	203,750	203,750	203,750		203,750	5,627
Ordine publica si siguranta nationala (61.02.03 la 61.02.50)	6102		203,750	203,750	203,750	203,750		203,750	5,627
Ordine publica (cod 61.02.03.04)	610203		203,750	203,750	203,750	203,750		203,750	5,627
Activitate comunitara	61020304		203,750	203,750	203,750	203,750		203,750	5,627
Partea a III-a CHELTUIELI SOCIAL-CULTURALE(cod 65.02+66.02+67.02+68.02)	6302		6,500,610	6,489,410	6,500,610	6,500,610	4,003,482	2,497,128	1,411,002
Invatamant (cod 65.02.03+65.02.04+65.02.05+65.02.07+65.02.11+65.02.50)	6502		3,076,930	3,065,730	3,076,930	3,076,930	2,436,801	640,129	852,743
Invatamant prescolar si primar (65.02.03.01+65.02.03.02)	650203		230,510	219,310	230,510	230,510	122,726	107,784	60,857
Invatamant prescolar	65020301		107,200	96,000	107,200	107,200		107,200	16,875
Invatamant primar	65020302		123,310	123,310	123,310	123,310	122,726	584	43,982
Invatamant secundar (cod 65.02.04.01 la 65.02.04.03)	650204		2,846,420	2,846,420	2,846,420	2,846,420	2,314,075	532,345	791,886
Invatamant secundar superior	65020402		2,846,420	2,846,420	2,846,420	2,846,420	2,314,075	532,345	791,886
Sanatate (cod 66.02.06+66.02.08+66.02.50)	6602		249,500	249,500	249,500	249,500		249,500	
Alte cheltuieli in domeniul sanatatii (cod 66.02.50.50)	660250		249,500	249,500	249,500	249,500		249,500	
Alte institutii si actiuni sanitare	66025050		249,500	249,500	249,500	249,500		249,500	
Cultura, recreere si religie (cod 67.02.03+67.02.05+67.02.06+67.02.50)	6702		3,084,180	3,084,180	3,084,180	3,084,180	1,566,681	1,517,499	543,022
Servicii recreative si sportive (cod 67.02.05.01 la 67.02.05.03)	670205		2,466,490	2,466,490	2,466,490	2,466,490	1,195,376	1,271,114	220,616
Sport	67020501		452,670	452,670	452,670	452,670	71,691	380,979	151,810
Activitate de mentenanta si reparatii: gradini publice, parcuri, zone verzi, si de agrement	67020503		2,013,820	2,013,820	2,013,820	2,013,820	1,123,685	890,135	68,806
Alte servicii in domeniile culturii, recreerii si religiei	670250		617,690	617,690	617,690	617,690	371,305	246,385	322,406
Asigurari si asistenta sociala (cod 68.02.04+68.02.05+68.02.06 +68.02.10+68.02.11+68.02.12+68.02.15+68.02.50)	6802		90,000	90,000	90,000	90,000		90,000	15,237
Alte cheltuieli in domeniul asigurarilor si asistentei sociale	680250		90,000	90,000	90,000	90,000		90,000	15,237
Partea a IV-a SERVICII SI DEZVOLTARE PUBLICA, LOCUINTE, MEDIU SI APE (cod 70.02+74.02)	6902		7,181,910	7,181,910	7,181,910	7,181,910	2,813,008	4,368,902	836,715
Locuinte, servicii si dezvoltare publica (cod 70.02.03+70.02.05+70.02.06+70.02.07+70.02.50)	7002		7,181,910	7,181,910	7,181,910	7,181,910	2,813,008	4,368,902	836,715
Iluminat public si electrificari rurale	700206		250,320	250,320	250,320	250,320		250,320	
Alte servicii in domeniul locuintelor, serviciilor si dezvoltarii comunale	700250		6,931,590	6,931,590	6,931,590	6,931,590	2,813,008	4,118,582	836,715

165

A	B	1	2	3	4	5	6	7=5-6	8
Partea aV-a ACTIUNI ECONOMICE (80.02+81.02+83.02+84.02+87.02)	7902		8,204,290	8,204,290	8,204,290	8,204,290	7,790,764	413,526	13,537,487
Transporturi (cod 84.02.03+84.02.06+84.02.50)	8402		8,204,290	8,204,290	8,204,290	8,204,290	7,790,764	413,526	13,537,487
Alte cheltuieli in domeniul transporturilor	840250		8,204,290	8,204,290	8,204,290	8,204,290	7,790,764	413,526	13,537,487

Nota: Se detaliaza pe structura clasificatiei economice (Anexa 7) Excedent

Conducatorul institutiei

CAPILNASIU SV RADU



14.382.175
Director Economic

CUIBUS MARIANA


CONTUL DE EXECUTIE A BUGETULUI CREDITELOR INTERNE- CHELTUIELI

la data de 30.09.2013

Cod 21

-lei-

Denumirea indicatorilor *)	Cod indicator	Credite de angajament	Credite bugetare		Angajamente bugetare	Angajamente legale	Plati efectuate	Angajamente legale de platit	Cheltuieli efective
			anuale aprobate la finele perioadei de raportare	trimestriale cumulate					
A	B	1	2	3	4	5	6	7=5-6	8
TOTAL CHELTUIELI (cod 50.07+59.07+63.07+70.07+79.07)	4907	12,877,780	12,877,780	12,877,780	2,601,417	2,601,417		2,601,417	7,994,110
Partea IV-a SERVICII SI DEZVOLTARE PUBLICA, LOCUINTE, MEDIU SI APE (cod 70.07+74.07)	6907	5,887,780	5,887,780	5,887,780	2,601,417	2,601,417		2,601,417	7,994,110
Locuinte, servicii si dezvoltare publica (cod 70.07.03+70.07.05 la 70.07.07+70.07.50)	7007	5,887,780	5,887,780	5,887,780	2,601,417	2,601,417		2,601,417	7,994,110
Alte servicii în domeniile locuintelor, serviciilor si dezvoltarii comunale	700750	5,887,780	5,887,780	5,887,780	2,601,417	2,601,417		2,601,417	7,994,110
Partea V-a ACTIUNI ECONOMICE (cod 80.07+81.07+83.07+84.07+ 87.07)	7907	6,990,000	6,990,000	6,990,000					
Transporturi (cod 84.07.03+ 84.07.06+84.07.50)	8407	6,990,000	6,990,000	6,990,000					
Alte cheltuieli în domeniul transporturilor	840750	6,990,000	6,990,000	6,990,000					
CHELTUIELILE SECTIUNII DE DEZVOLTARE(cod 50.07+59.07+63.07+70.07+74.07+79.07)	4907	12,877,780	12,877,780	12,877,780	2,601,417	2,601,417		2,601,417	7,994,110
Partea IV-a SERVICII SI DEZVOLTARE PUBLICA, LOCUINTE, MEDIU SI APE (cod 70.07+74.07)	6907	5,887,780	5,887,780	5,887,780	2,601,417	2,601,417		2,601,417	7,994,110
Locuinte, servicii si dezvoltare publica (cod 70.07.03+70.07.05+70.07.06+70.07.07+70.07.50)	7007	5,887,780	5,887,780	5,887,780	2,601,417	2,601,417		2,601,417	7,994,110
Alte servicii în domeniile locuintelor, serviciilor si dezvoltarii comunale	700750	5,887,780	5,887,780	5,887,780	2,601,417	2,601,417		2,601,417	7,994,110
Partea V-a ACTIUNI ECONOMICE (cod 80.07+81.07+83.07+84.07+ 87.07)	7907	6,990,000	6,990,000	6,990,000					
Transporturi (cod 84.07.03+84.07.06+84.07.50D)	8407	6,990,000	6,990,000	6,990,000					
Alte cheltuieli în domeniul transporturilor	840750	6,990,000	6,990,000	6,990,000					



DIRECTOR ECONOMIC, DT

143

Anexa 17

CONTUL DE EXECUTIE A BUGETULUI FONDURILOR EXTERNE NERAMBURSABILE- VENITURI

la data de 30.09.2013

Cod 20

-lei-


Denumirea indicatorilor	Cod indicator	Credite bugetare		Drepturi constatate			Incasari realizate	Stingeri pe alte cai decat incasari	Drepturi constatate de incasat
		anuale aprobate la finele perioadei de raportare	trimestriale cumulate	Total,din care:	din anii precedenti	din anul curent			
A	B	1	2	3=4+5	4	5	6	7	8=3-6-7
TOTAL VENITURI	000108	76,980	76,980	21,323		21,323	21,323		
I. VENITURI CURENTE	000208	76,980	76,980	21,323		21,323	21,323		
C. VENITURI NEFISCALE	300008	76,980	76,980	21,323		21,323	21,323		
C2. VANZARI DE BUNURI SI SERVICII (cod 36.08+37.08)	3600	76,980	76,980	21,323		21,323	21,323		
Diverse venituri (cod 36.08.50)	3608	76,980	76,980	21,323		21,323	21,323		
Alte venituri	360850	76,980	76,980	21,323		21,323	21,323		

Conducatorul institutiei

Director Economic

CAPILNASIU SV RADU

CUIBUS MARIANA



142

Anexa 18

CONTUL DE EXECUTIE A BUGETULUI FONDURILOR EXTERNE NERAMBURSABILE- CHELTUIELI

la data de 30.09.2013

Cod 21

-lei-

Denumirea indicatorilor *)	Cod indicator	Credite de angajament	Credite bugetare		Angajamente bugetare	Angajamente legale	Plati efectuate	Angajamente legale de platit	Cheltuieli efective
			anuale aprobate la finele perioadei de raportare	trimestriale cumulate					
A	B	1	2	3	4	5	6	7=5-6	8
TOTAL CHELTUIELI (50.08+59.08+63.08+70.08+79.08)	4908		76,980	76,980	76,980	76,980	74,562	2,418	74,771
Partea III-a CHELTUIELI SOCIAL-CULTURALE (cod 65.08+66.08+67.08+68.08)	6308		76,980	76,980	76,980	76,980	74,562	2,418	74,771
Învatamant (cod 65.08.03 la 65.08.05+65.08.07+65.08.11+65.08.50))	6508		76,980	76,980	76,980	76,980	74,562	2,418	74,771
Învatamânt secundar (cod 65.08.04.01 la 65.08.04.03)	650804		76,980	76,980	76,980	76,980	74,562	2,418	74,771
Învatamânt secundar inferior	65080401		76,980	76,980	76,980	76,980	74,562	2,418	74,771

Nota: Se detaliaza pe structura clasificății economice (Anexa 7) Deficit

Conducătorul instituției
 PRIMAR
 CAPILNASIU SV RADU

53 239
Director Economic

CUIBUS MARIANA

131

Anexa 9

CONTUL DE EXECUTIE

A BUGETULUI INSTITUTIILOR PUBLICE FINANTATE DIN VENITURI PROPRII SI SUBVENTII (DE SUBORDONARE LOCALA) -VENITURI

la data de 30.09.2013

Cod 20

50.10 -TOTAL

-lei-


Denumirea indicatorilor	Cod indicator	Prevederi bugetare		Drepturi constatate			Incasari realizate	Stingeri pe alte cai decat incasari	Drepturi constatate de incasat
		anuale aprobate la finele perioadei de raportare	trimestriale cumulate	Total, din care:	din anii precedenti	din anul curent			
A	B	1	2	3=4+5	4	5	6	7	8=3-6-7
TOTAL VENITURI (cod 00.02+00.15+00.17+45.10)	000110	8,895,830	6,879,940	5,397,649	287,775	5,109,874	5,067,686	3,499	326,464
I. VENITURI CURENTE (cod 00.03+00.12)	0002	5,463,430	4,186,050	3,194,815	287,775	2,907,040	2,864,852	3,499	326,464
C. VENITURI NEFISCALE (cod 00.13+00.14)	2900	5,463,430	4,186,050	3,194,815	287,775	2,907,040	2,864,852	3,499	326,464
C1. VENITURI DIN PROPRIETATE (cod 30.10+31.10)	3000	386,400	334,850	244,126	48,656	195,470	174,159		69,967
Venituri din proprietate (cod 30.10.03+30.10.05+30.10.08+30.10.09+30.10.50)	3010	386,400	334,850	244,126	48,656	195,470	174,159		69,967
Venituri din concesiuni si inchirieri	301005	386,400	334,850	244,126	48,656	195,470	174,159		69,967
C2. VANZARI DE BUNURI SI SERVICII (cod 33.10+34.10+35.10+36.10+37.10)	3300	5,077,030	3,851,200	2,950,689	239,119	2,711,570	2,690,693	3,499	256,497
Venituri din prestari de servicii si alte activitati (cod 33.10.05+33.10.08+33.10.09+33.10.13+33.10.14+33.10.16+33.10.17+33.10.19 la 33.10.21+33.10.30 la 33.10.32+33.10.50)	3310	3,231,430	2,418,200	1,920,446	163,243	1,757,203	1,747,888	3,499	169,059
taxe si alte venituri in invatamant	331005	277,800	215,530	157,480	10	157,470	157,480		
Venituri din prestari de servicii	331008	1,798,130	1,412,900	1,111,529	142,277	969,252	956,196	3,499	151,834
Contributia elevilor si studentilor pentru internate, camine si cantine	331014	1,088,000	735,270	584,916	18,456	566,460	572,691		12,225
Alte venituri din prestari de servicii si alte activitati	331050	67,500	54,500	66,521	2,500	64,021	61,521		5,000
Diverse venituri (cod 36.10.50)	3610	1,845,600	1,433,000	1,030,243	75,876	954,367	942,805		87,438
Alte venituri	361050	1,845,600	1,433,000	1,030,243	75,876	954,367	942,805		87,438
Varsaminte din sectiunea de functionare pentru finantarea sectiunii de dezvoltare a bugetului local (cu semnul minus)	371003	-313,730	-160,430	-75,176		-75,176	-75,176		
Varsaminte din sectiunea de functionare	371004	313,730	160,430	75,176		75,176	75,176		
IV SUBVENTII (cod 00.18)	4100	3,432,400	2,693,890	2,202,834		2,202,834	2,202,834		
SUBVENTII DE LA ALTE NIVELE ALE ADMINISTRATIEI PUBLICE (cod 42.10+43.10)	6018	5,000	5,000	4,202		4,202	4,202		

A	B	1	2	3=4+5	4	5	6	7	8=3-6-7
SUBVENTII DE LA ALTE ADMINISTRATII (cod 43.10.09+43.10.10+43.10.14 la 43.10.17+43.10.19)	4310	3.432.400	2.693.890	2.202.834		2.202.834	2.202.834		
Subventii pentru institutii publice	431009	2.511.400	1.967.690	1.559.420		1.559.420	1.559.420		
Subventii din bugetele locale pentru finantarea cheltuielilor curente din domeniul sanatatii	431010	916.000	721.200	639.212		639.212	639.212		
Subventii pentru institutii publice destinate sectiunii de dezvoltare	431019	5.000	5.000	4.202		4.202	4.202		
VENITURILE SECTIUNII DE FUNCTIONARE (cod 00.02+00.17) - TOTAL	000110	8.577.100	6.714.510	5.318.271	287.775	5.030.496	4.988.308	3.499	326.464
I. VENITURI CURENTE (cod 00.03+00.12)	0002	5.149.700	4.025.620	3.119.639	287.775	2.831.864	2.789.676	3.499	326.464
C. VENITURI NEFISCALE (cod 00.13+00.14)	2900	5.149.700	4.025.620	3.119.639	287.775	2.831.864	2.789.676	3.499	326.464
C1. VENITURI DIN PROPRIETATE (cod 30.10+31.10)	3000	386.400	334.850	244.126	48.656	195.470	174.159		69.967
Venituri din proprietate (cod 30.10.03+30.10.05+30.10.08+30.10.09+30.10.50)	3010	386.400	334.850	244.126	48.656	195.470	174.159		69.967
Venituri din concesiuni si inchirieri	301005	386.400	334.850	244.126	48.656	195.470	174.159		69.967
C2. VANZARI DE BUNURI SI SERVICII (cod 33.10+34.10+35.10+36.10+37.10)	3300	4.783.300	3.690.770	2.875.513	239.119	2.636.394	2.615.517	3.499	256.497
Venituri din prestari de servicii si alte activitati (cod 33.10.05+33.10.08+33.10.09+33.10.13+33.10.14+33.10.16+33.10.17+33.10.19 la 33.10.21+33.10.30 la 33.10.32+33.10.50)	3310	3.231.430	2.418.200	1.920.446	163.243	1.757.203	1.747.888	3.499	169.059
Taxe si alte venituri in invatamant	331005	277.800	215.530	157.480	10	157.470	157.480		
Venituri din prestari de servicii	331008	1.798.130	1.412.900	1.111.529	142.277	969.252	956.196	3.499	151.834
Contributia elevilor si studentilor pentru internate, camine si cantine	331014	1.088.000	735.270	584.916	18.456	566.460	572.691		12.225
Alte venituri din prestari de servicii si alte activitati	331050	67.500	54.500	66.521	2.500	64.021	61.521		5.000
Diverse venituri (cod 36.10.50)	3610	1.845.600	1.433.000	1.030.243	75.876	954.367	942.805		87.438
Alte venituri	361050	1.845.600	1.433.000	1.030.243	75.876	954.367	942.805		87.438
Transferuri voluntare, altele decât subventiile (cod 37.10.01+37.10.03+37.10.50)	3710	-313.730	-160.430	-75.176		-75.176	-75.176		
Varsaminte din sectiunea de functionare pentru finantarea sectiunii de dezvoltare a bugetului local (cu semnul minus)	371003	-313.730	-160.430	-75.176		-75.176	-75.176		
IV. SUBVENTII (cod 00.18)	4100	3.427.400	2.688.890	2.198.632		2.198.632	2.198.632		
SUBVENTII DE LA ALTE NIVELE ALE ADMINISTRATIEI PUBLICE (cod 42.10+43.10)	0018	3.427.400	2.688.890	2.198.632		2.198.632	2.198.632		
SUBVENTII DE LA ALTE ADMINISTRATII (cod 43.10.09+43.10.10+43.10.15)	4310	3.427.400	2.688.890	2.198.632		2.198.632	2.198.632		
Subventii pentru institutii publice	431009	2.511.400	1.967.690	1.559.420		1.559.420	1.559.420		

A	B	1	2	3=4+5	4	5	6	7	8=3-6-7
Subventii din bugetele locale pentru finantarea cheltuielilor curente din domeniul sanatatii	431010	916.000	721.200	639.212		639.212	639.212		
VENITURILE SECTIUNII DE DEZVOLTARE (cod 00.02+00.15+ 00.17+45.10) - TOTAL	000110	318.730	165.430	79.378		79.378	79.378		
I. VENITURI CURENTE (cod 00.12)	0002	313.730	160.430	75.176		75.176	75.176		
C. VENITURI NEFISCALE (cod 00.14)	2900	313.730	160.430	75.176		75.176	75.176		
2. VANZARI DE BUNURI SI SERVICII (cod 37.10)	3300	313.730	160.430	75.176		75.176	75.176		
Transferuri voluntare, altele decât subventiile (cod 37.10.04)	3710	313.730	160.430	75.176		75.176	75.176		
Varsaminte din sectiunea de functionare	371004	313.730	160.430	75.176		75.176	75.176		
IV. SUBVENTII (cod 00.18)	4100	5.000	5.000	4.202		4.202	4.202		
SUBVENTII DE LA ALTE NIVELE ALE ADMINISTRATIEI PUBLICE (cod 42.10+43.10)	0018	5.000	5.000	4.202		4.202	4.202		
SUBVENTII DE LA ALTE ADMINISTRATII (cod 43.10.14+43.10.16+43.10.17+43.10.19)	4310	5.000	5.000	4.202		4.202	4.202		
Subventii pentru institutii publice destinate sectiunii de dezvoltare	431019	5.000	5.000	4.202		4.202	4.202		

Conducatorul institutiei

CAPILNASIU SV RADU



Director Economic

CUIBUS MARIANA

43

Anexa 11

CONTUL DE EXECUTIE
A BUGETULUI INSTITUTIILOR PUBLICE FINANTATE DIN VENITURI PROPRII SI SUBVENTII (DE SUBORDONARE LOCALA) -CHELTUIELI

la data de 30.09.2013

Cod 21

-lei-

Denumirea indicatorilor *)	Cod indicator	Credite de angajament	Credite bugetare		Angajamente bugetare	Angajamente legale	Plati efectuate	Angajamente legale de platit	Cheltuieli efective
			anuale aprobate la finele perioadei de raportare	trimestriale cumulate					
A	B	1	2	3	4	5	6	7=5-6	8
TOTAL CHELTUIELI (cod 5010+5910+6510+6310+7010+7410+ 7910)	4910		8,895,830	6,879,940	8,895,830	8,895,830	5,209,219	3,686,611	5,698,329
Partea I-a SERVICII PUBLICE GENERALE (cod 54.10+55.10)	5010		1,301,100	1,066,310	1,301,100	1,301,100	913,757	387,343	1,152,408
Alte servicii publice generale (cod 54.10.10+54.10.50)	5410		1,301,100	1,066,310	1,301,100	1,301,100	913,757	387,343	1,152,408
Servicii publice comunitare de evidenta a persoanelor	541010		456,000	393,690	456,000	456,000	341,757	114,243	350,103
Alte servicii publice generale	541050		845,100	672,620	845,100	845,100	572,000	273,100	802,305
Partea III-a CHELTUIELI SOCIAL-CULTURALE (cod 65.10+66.10+67.10+68.10)	6310		5,836,700	4,435,350	5,836,700	5,836,700	3,192,300	2,644,400	3,401,582
Invatamant (cod 65.10.03+65.10.04+65.10.05+65.10.07+65.10.11+65.10.50)	6510		3,566,800	2,687,650	3,566,800	3,566,800	1,790,659	1,776,141	2,017,703
Invatamant prescolar si primar (cod 65.10.03.01+65.10.03.02)	651003		1,923,600	1,483,100	1,923,600	1,923,600	960,846	962,754	970,263
Invatamant prescolar	65100301		1,777,600	1,365,000	1,777,600	1,777,600	895,830	881,770	920,713
Invatamant primar	65100302		146,000	118,100	146,000	146,000	65,016	80,984	49,550
Invatamant secundar (cod 65.10.04.01 la 65.10.04.03)	651004		1,486,600	1,077,570	1,486,600	1,486,600	722,452	764,148	920,362
Invatamant secundar inferior	65100401		1,486,600	1,077,570	1,486,600	1,486,600	722,452	764,148	920,362
Invatamant postliceal	651005		156,600	126,980	156,600	156,600	107,361	49,239	127,078
Sanatate (cod 66.10.50)	6610		916,000	721,200	916,000	916,000	637,373	278,627	624,913
Servicii de sanatate publica	661008		916,000	721,200	916,000	916,000	637,373	278,627	624,913
Cultura, recreere si religie (cod 67.10.03+67.10.05+67.10.50)	6710		1,323,900	996,500	1,323,900	1,323,900	753,517	570,383	748,215
Servicii culturale (cod 67.10.03.03 la 67.10.03.30)	671003		1,323,900	996,500	1,323,900	1,323,900	753,517	570,383	748,215

30

A	B	1	2	3	4	5	6	7=5-6	8
Case de cultura	67100306		1,323,900	996,500	1,323,900	1,323,900	753,517	570,383	728,007
Alte servicii culturale	67100330								20,208
Asigurari si asistenta sociala (cod 68.10.04+68.10.05+68.10.50)	6810		30,000	30,000	30,000	30,000	10,751	19,249	10,751
Alte cheltuieli in domeniul asigurarilor si asistentei sociale	681050		30,000	30,000	30,000	30,000	10,751	19,249	10,751
Partea V-a ACTIUNI ECONOMICE (cod 83.10+84.10+87.10)	7910		1,758,030	1,378,280	1,758,030	1,758,030	1,103,162	654,868	1,144,339
Alte actiuni economice (cod 87.10.50)	8710		1,758,030	1,378,280	1,758,030	1,758,030	1,103,162	654,868	1,144,339
Alte actiuni economice	871050		1,758,030	1,378,280	1,758,030	1,758,030	1,103,162	654,868	1,144,339
SECTIUNEA DE FUNCTIONARE(cod 5010+5910+6310+7010+7410+ 7910)	4910		8,577,100	6,714,510	8,577,100	8,577,100	5,129,902	3,447,198	5,156,426
Partea I-a SERVICII PUBLICE GENERALE (cod 54.10+55.10)	5010		1,296,100	1,061,310	1,296,100	1,296,100	909,555	386,545	941,853
Alte servicii publice generale (cod 54.10.10+54.10.50)	5410		1,296,100	1,061,310	1,296,100	1,296,100	909,555	386,545	941,853
Servicii publice comunitare de evidenta a persoanelor	541010		456,000	393,690	456,000	456,000	341,757	114,243	348,024
Alte servicii publice generale	541050		840,100	667,620	840,100	840,100	567,798	272,302	593,829
Partea III-a CHELTUIELI SOCIAL-CULTURALE (cod 65.10+66.10+67.10+68.10)	6310		5,788,500	4,390,450	5,788,500	5,788,500	3,157,461	2,631,039	3,124,471
Invatamant (cod 65.10.03+65.10.04+65.10.05+65.10.07+65.10.11+65.10.50)	6510		3,518,600	2,642,750	3,518,600	3,518,600	1,755,820	1,762,780	1,781,008
Invatamant prescolar si primar (cod 65.10.03.01+65.10.03.02)	651003		1,923,600	1,483,100	1,923,600	1,923,600	960,846	962,754	970,283
Invatamant prescolar	65100301		1,777,600	1,365,000	1,777,600	1,777,600	895,830	881,770	920,713
Invatamant primar	65100302		146,000	118,100	146,000	146,000	65,016	80,984	49,550
Invatamant secundar (cod 65.10.04.01 la 65.10.04.03)	651004		1,438,400	1,032,670	1,438,400	1,438,400	687,613	750,787	685,355
Invatamant secundar inferior	65100401		1,438,400	1,032,670	1,438,400	1,438,400	687,613	750,787	685,355
Invatamant postliceal	651005		156,600	126,980	156,600	156,600	107,361	49,239	125,390
Sanatate (cod 66.10.50)	6610		916,000	721,200	916,000	916,000	637,373	278,627	624,913
Servicii de sanatate publica	661008		916,000	721,200	916,000	916,000	637,373	278,627	624,913
Cultura, recreere si religie (cod 67.10.03+67.10.05+67.10.50)	6710		1,323,900	996,500	1,323,900	1,323,900	753,517	570,383	707,799
Servicii culturale (cod 67 10.03.03 la 67 10 03.30)	671003		1,323,900	996,500	1,323,900	1,323,900	753,517	570,383	707,799
Case de cultura	67100306		1,323,900	996,500	1,323,900	1,323,900	753,517	570,383	707,799
Asigurari si asistenta sociala (cod 68.10.04+68.10.05+68.10.50)	6810		30,000	30,000	30,000	30,000	10,751	19,249	10,751
Alte cheltuieli in domeniul asigurarilor si asistentei sociale	681050		30,000	30,000	30,000	30,000	10,751	19,249	10,751

A	B	1	2	3	4	5	6	7=5-6	8
Partea V-a ACTIUNI ECONOMICE (cod 80.10+83.10+84.10+87.10)	7910		1.492,500	1.262,750	1.492,500	1.492,500	1.062,886	429,614	1.090,102
Alte actiuni economice (cod 87.10.50)	8710		1.492,500	1.262,750	1.492,500	1.492,500	1.062,886	429,614	1.090,102
Alte actiuni economice	871050		1.492,500	1.262,750	1.492,500	1.492,500	1.062,886	429,614	1.090,102
SECTIUNEA DE DEZVOLTARE (cod 5010+5910+6310+7010+7410+ 7910)	4910		318,730	165,430	318,730	318,730	79,317	239,413	541,903
F a I-a SERVICII PUBLICE GENERALE (cod 54.10+55.10)	5010		5,000	5,000	5,000	5,000	4,202	798	210,555
Alte servicii publice generale (cod 54.10.10+54.10.50)	5410		5,000	5,000	5,000	5,000	4,202	798	210,555
Servicii publice comunitare de evidenta a persoanelor	541010								2,079
Alte servicii publice generale	541050		5,000	5,000	5,000	5,000	4,202	798	208,476
Partea III-a CHELTUIELI SOCIAL-CULTURALE (cod 65.10+66.10+67.10+68.10)	6310		48,200	44,900	48,200	48,200	34,839	13,361	277,111
Invatamant (cod 65.10.03+65.10.04+65.10.05+65.10.07+ 65.10.11+65.10.50)	6510		48,200	44,900	48,200	48,200	34,839	13,361	236,695
Invatamant secundar (cod 65.10.04.01 la 65.10.04.03)	651004		48,200	44,900	48,200	48,200	34,839	13,361	235,007
Invatamant secundar inferior	65100401		48,200	44,900	48,200	48,200	34,839	13,361	235,007
Invatamant postliceal	651005								1,688
Cultura, recreere si religie (cod 67.10.03+67.10.05+67.10.50)	6710								40,416
Servicii culturale (cod 67.10.03.03 la 67.10.03.30)	671003								40,416
Case de cultura	67100306								20,208
Alte servicii culturale	67100330								20,208
Partea V-a ACTIUNI ECONOMICE (cod 10+83.10+84.10+87.10)	7910		265,530	115,530	265,530	265,530	40,276	225,254	54,237
Alte actiuni economice (cod 87.10.50)	8710		265,530	115,530	265,530	265,530	40,276	225,254	54,237
Alte actiuni economice	871050		265,530	115,530	265,530	265,530	40,276	225,254	54,237

Nota: Se detaliaza pe structura clasificatiei economice (Anexa 7)

Conducatorul institutiei

CAPILNASIU SV RADUA



9810 - 1202

141.933
Director Economic

CUIBUS MARIANA